

# Statewide Transportation Improvement Program (STIP)

Fiscal Constraint Demonstration  
For Federal Fiscal Years

2024 through 2027

## Contents

<b>Acronyms</b> .....	4
<b>1. Introduction</b> .....	6
<b>2. MPO/TIP</b> .....	8
<b>3. Financial Summary</b> .....	8
<b>4. VDOT 2024 Estimated Budget</b> .....	9
<b>5. System-Level Estimates for Operations and Maintenance</b> .....	9
Highway Systems Operations and Maintenance.....	10
Transit Systems Operations and Maintenance .....	11
<b>6. Public and Local Government Involvement</b> .....	13
Six-Year Improvement Program Development .....	14
Secondary Six-Year Plan Development .....	16
FY 2024-2027 STIP Development .....	17
<b>7. STIP Program Notes</b> .....	18
<b>Appendix A: How to Read the STIP</b> .....	22
<b>Appendix B: STIP Project Grouping Definitions</b> .....	24
<b>Appendix C: MPO/PDC Contacts</b> .....	27
<b>Appendix D: Statements of Certifications</b> .....	39
<b>Appendix E: Conformity Determinations</b> .....	64
<b>Appendix F: Performance-Based Planning and Programing</b> .....	73
Safety Performance Measures .....	78
Pavement and Bridge Performance Measures.....	83
Highway System Performance Measures .....	87
Congestion Mitigation and Air Quality (CMAQ) Program Performance Measures .....	91
Transit Asset Management .....	94
<b>Appendix G: FHWA-Eastern Federal Lands Division Projects</b> .....	97
<b>Appendix H: District Project Listing</b> .....	101
Bristol District.....	102
Culpeper District.....	116
Fredericksburg District.....	128
Hampton Roads District .....	151
Lynchburg District .....	231
Northern Virginia District .....	244
Richmond District .....	282

Salem District .....	319
Staunton District .....	333
Statewide.....	354
<b>Appendix I: DRPT and Transit Agency Project Listings.....</b>	<b>367</b>
<b>Appendix J: Civil Rights Accomplishments.....</b>	<b>433</b>
<b>Appendix K: Public Meeting Notices/Website Postings.....</b>	<b>451</b>

## Acronyms

AADT	Annual Average Daily Traffic
AC	Advanced Construction
CLRP	Constrained Long Range Plan
CMAQ	Congestion Mitigation and Air Quality
CTB	Commonwealth Transportation Board
CVSP	Commercial Vehicle Safety Plan
DMV	Department of Motor Vehicles
DRPT	Department of Rail and Public Transportation
EPA	Environmental Protection Agency
FAMPO	Fredericksburg Area Metropolitan Planning Organization
FAST Act	Fixing America's Surface Transportation Act
FHWA	Federal Highway Administration
FMCSA	Federal Motor Carrier Safety Administration
FPMD	Federal Programs Management Division
FTA	Federal Transit Administration
FY	Fiscal Year
GALA	Governance and Legislative Affairs
HISP	Highway Safety Improvement Program
HMOF	Highway Maintenance and Operations Fund
HRTPO	Hampton Roads Transportation Planning Organization
HSO	Highway Safety Office
HSP	Highway Safety Plan
IIM	Instructional and Informational Memorandum
MAP-21	Moving Ahead for Progress in the 21 <sup>st</sup> Century Act
MERIT	Making Efficient and Responsible Investments in Transit
MOA	Memorandum of Agreement
MPA	Metropolitan Planning Area
MPO	Metropolitan Planning Organization
MTP	Metropolitan Transportation Plan
MWCOG	Metropolitan Washington Council of Governments
NAAQS	National Ambient Air Quality Standards
NBI	National Bridge Inventory
NEVI	National Electric Vehicle Infrastructure
NHFP	National Highway Freight Program
NHFN	National Highway Freight Network
NHTSA	National Highway Traffic Safety Administration
NHPP	National Highway Performance Program
NHS	National Highway System
NVTA	Northern Virginia Transportation Authority
OIPI	Office of Intermodal Planning and Investment
PBPP	Performance-Based Planning and Programming
PDC	Planning District Commission
PL funds	Metropolitan Planning funds

PROTECT	Promoting Resilient Operations for Transformative, Efficient, and Cost-Saving Transportation
RJACC	Regional Jurisdiction and Agency Coordinating Committee
RRTPO	Richmond Regional Transportation Planning Organization
RSTP	Regional Surface Transportation Program
SGR	State of Good Repair
SHSP	Strategic Highway Safety Plan
SIP	State Implementation Plan
SMART SCALE	System Management and Allocation of Resources for Transportation: Safety, Congestion, Accessibility, Land Use, Economic Development, and Environment
SME	Subject Matter Experts
SPR funds	State Planning and Research funds
SRTS	Safe Routes to School
SSYP	Secondary Six-Year Plan
STARS	Strategically Targeted and Affordable Roadway Solutions
STBG	Surface Transportation Block Grant
STIP	Statewide Transportation Improvement Program
SYFP	Six-Year Financial Plan
SYIP	Six-Year Improvement Program
TAM	Transportation Asset Management
TAMP	Transportation Asset Management Plan
TAP	Transportation Alternatives Program
TCAMPO	Tri-Cities Area Metropolitan Planning Organization
TIP	Transportation Improvement Program
TMPD	Transportation and Mobility Planning Division
TPB	Transportation Planning Board
VAPDC	Virginia Association of Planning District Commissions
VDOT	Virginia Department of Transportation
VFE	Virginia Freight Element
VSP	Virginia State Police

## 1. Introduction

The Statewide Transportation Improvement Program, or STIP, is Virginia's federally required four-year transportation improvement program that identifies transportation projects highway, passenger rail, freight, public transit, bicycle, and pedestrian that will utilize federal transportation funding, are of regional significance, or otherwise require Federal approval from the Federal Highway Administration FHWA or the Federal Transit Administration (FTA). This document includes, by reference, the approved Transportation Improvement Programs TIPs for the Bristol, Central Virginia, Charlottesville/Albemarle, Danville, Fredericksburg, Harrisonburg/Rockingham, Hampton Roads, Kingsport, Virginia's portion of the National Capital Region, New River Valley, Richmond Regional, Roanoke Valley, Staunton/Augusta/Waynesboro, Tri-Cities, and Winchester/Frederick Metropolitan Planning Organizations (MPO) metropolitan planning areas. Also included are all transportation projects located in rural areas that will utilize federal transportation funding, are of regional significance, or otherwise require FHWA or FTA approval. Lastly, projects funded under the Federal Lands Access Program are included in the STIP, along with projects to improve roadways in Virginia's National Parks, National Forests, and Indian Reservation.

[23 CFR Part 450](#) requires each State to "develop a statewide transportation improvement program (STIP) for all areas of the State. The STIP shall cover a period of no less than 4 years and shall be updated at least every 4 years, or more frequently if the Governor of the State elects a more frequent update cycle." In addition, the State is required to "carry out a continuing, cooperative, and comprehensive statewide transportation planning process that provides for consideration and implementation of projects, strategies, and services that will address" several factors, including, but not limited to, increased safety and security of the transportation system for motorized and non-motorized users, increased accessibility and mobility of people and freight, protection and enhancement of the environment, efficient system management and operation, emphasized preservation of the existing transportation system, and enhanced travel and tourism.

[23 CFR Part 450](#) also requires that the statewide transportation planning process "provide for the establishment and use of a performance-based approach to transportation decision making" in support of the national Federal-aid Highway Program performance goals. States must establish performance measures, in coordination with relevant MPOs, and consider these performance measures and targets when developing policies, programs, and investment priorities that are reflected in the long-range statewide transportation plan and the STIP. Information on Virginia's performance-based approach to planning is incorporated throughout this document; Virginia's performance measures, objectives, and targets are included in Appendix F: Performance-Based Planning and Programming.

Federal regulations require each State to certify that the transportation planning process is being carried out in accordance with all applicable laws and regulations. Sections of this report address many applicable requirements including, but not limited to, fiscal constraint, public participation, and performance measures. Additionally, several accomplishments associated with Title VI are highlighted in Appendix J: Civil Rights Accomplishments. The Commonwealth of Virginia certifies that the statewide transportation planning process is carried out in conformance with [23 CFR Part 450](#) and other applicable federal requirements. In the Fiscal Year (FY) 2024-2027 STIP submittal letter to FHWA and FTA, Virginia's Secretary of Transportation has certified Virginia's conformance with applicable laws and regulations.

Federal regulations also require MPOs to certify to FHWA and FTA that the transportation planning process is being carried out in accordance with all applicable laws and federal regulations. These MPO certifications are included in each individual TIP. The full STIP is submitted to FHWA and FTA for approval. A copy of each certification is included in Appendix D: Statements of Certifications. A listing of the MPOs and Planning District Commissions (PDCs) in Virginia, along with their corresponding contact information, is included in Appendix C: MPO/PDC Contacts.

The Clean Air Act requires States to demonstrate that their transportation plans and programs conform to their regional Air Quality Plan for those areas designated as non-attainment or maintenance for any applicable criteria pollutant. Currently in Virginia, there is one area that has been designated non-attainment or maintenance that is required to meet transportation conformity requirements. The Northern Virginia area, including Washington, D.C., and a portion of the state of Maryland that forms the National Capital Region, has been designated as an 8-hour ozone non-attainment area, and therefore must meet transportation conformity requirements. The National Capital Region Transportation Planning Board (TPB), the MPO responsible for transportation planning in the Washington, D.C. region, completed an air quality conformity analysis that demonstrated that the 2022 Update to the Visualize 2045 Long Range Transportation Plan (LRTP) and the FY 2023-2026 TIP conforms to the applicable State Implementation Plans (SIPs). This conformity analysis was reviewed by the Environmental Protection Agency (EPA), FHWA, and FTA, and a subsequent conformity finding was issued by FHWA and FTA in August 2022 consistent with all applicable guidelines established by the EPA and the Transportation Conformity Rule at [40 CFR Part 51](#) and [40 CFR Part 93](#). The conformity finding is included in Appendix E: Conformity Determinations. All Northern Virginia projects that are a part of the FY 2024 - 2027 STIP were either already included in the list of projects covered by the August 2022 conformity finding or are exempt from the conformity requirements in accordance with federal regulations.

In addition, there are three former non-attainment/maintenance areas in Virginia that are currently in attainment with the NAAQS, although transportation conformity requirements have been reinstated for the 1997 8-hour ozone NAAQS due to the *South Coast II* court case. As a result, the Richmond/Tri-Cities, Fredericksburg, and Hampton Roads regions were all required to demonstrate that their FY 2024 - 2027 TIPs meet conformity requirements. The MPOs responsible for transportation planning in these areas are the Richmond Regional Transportation Planning Organization (RRTPO), Tri-Cities Area Metropolitan Planning Organization (TCAMPO), Fredericksburg Area Metropolitan Planning Organization (FAMPO), and the Hampton Roads Transportation Planning Organization (HRTPO), respectively. Each of these MPOs recently completed a regional conformity determination on their respective FY 2024 -2027 TIPs that complies with the EPA's *South Coast II* conformity guidance, and these were reviewed by FHWA, FTA, and the EPA. A subsequent conformity finding was issued for FAMPO, and HRTPO on June 14, and July 17, 2023, respectively. The conformity finding for RRTPO/TCAMPO was issued August 11, 2023. These findings are included in Appendix E: Conformity Determinations.

## **2. MPO/TIP**

There are fifteen (15) MPOs in Virginia. An MPO is an organization designated to carry out the metropolitan transportation planning process in a Metropolitan Planning Area (MPA). An MPA is an urbanized area with a population of 50,000 or greater, as determined by the United States Census Bureau, which exists under agreement between the MPO and the Governor. The MPOs are responsible, in cooperation with the State, for the development of TIPs that establish the transportation project priorities for their respective areas. These projects are incorporated, along with rural area projects, projects of regional significance, and projects otherwise requiring FHWA or FTA approval to form the STIP.

Complete copies of the MPO TIP reports may be obtained by contacting the individual MPOs shown in Appendix C: MPO/PDC Contacts or by visiting their websites.

## **3. Financial Summary**

Virginia's Six-Year Financial Plan (SYFP) and Six-Year Improvement Program (SYIP) serve as the "financial plan" for the STIP. Updates to the SYFP and SYIP take place annually, based on the most recent revenue estimates, and are approved by the Commonwealth Transportation Board (CTB). Annual updates to the SYIP also incorporate revisions/updates in priorities and project schedule and cost changes.



[23 CFR Part 450](#) requires the STIP and TIP to be financially constrained by federal fiscal year and by funding category. To certify that this requirement has been met, Tables B and C at the end of this section, which identify projected versus planned obligations, have been developed using the FY 2023-2028 SYIP.

Projected obligation is derived as follows:

Federal revenues are based on apportionment tables prepared by FHWA and projected apportionment under the Infrastructure Investment and Jobs Act (IIJA). The amounts in FY 2024 are based on the funding assumptions included in the Virginia Department of Transportation's (VDOT) FY 2023-2028 SYFP and corresponding annual budget. These amounts also include reconciling adjustments from previous years that were not previously budgeted. The expected federal funds have been reduced by a factor to represent obligation authority, a budgetary limit representing the total amount of federal funds that may be obligated each year.

Planned obligations are based on the funding anticipated to be obligated each federal fiscal year based on project estimates and schedules.

#### **4. VDOT 2024 Estimated Budget**

In FY 2024, VDOT estimates an allocation of \$3.6 billion to highway construction programs, a slight reduction of less than 1 percent compared to FY 2023. The decrease is attributable to the one-time General Fund Transportation Initiatives funding, as enumerated in Chapter 2, 2022 Special Session I, Acts of Assembly, Item 452.

#### **5. System-Level Estimates for Operations and Maintenance**

Federal planning regulations require the STIP to include system-level estimates of costs and revenues that are reasonably expected to be available to adequately operate and maintain Federal-aid highways and public transportation. Typically, activities related to the operations of Federal-aid highways include work related to signage, traffic flow/management, signalization, pavement markings, guardrail, lighting, traffic-calming devices, etc. Maintenance, in turn, encompasses activities that change the physical condition of core transportation assets and extend their useful life, and is often referred to as preventive maintenance. In contrast, ordinary or routine maintenance, which is not eligible for federal participation, is activities that do not normally change the physical condition of an asset.

## Highway Systems Operations and Maintenance

Development of the budget for operations and maintenance is driven, in part, by performance targets adopted by the CTB, which guide investment decisions:

Pavements:

- No less than 82% of interstate pavements rated fair or better;
- No less than 82% of primary and secondary pavements rated fair or better with an AADT  $\geq 3,500$
- No less than 75% of primary pavements rated fair or better with a AADT  $< 3,500$ ;
- No less than 60% of secondary pavements rated fair or better with an AADT  $< 3,500$ .

Bridges (excludes Special Structure categories Tunnels and Movable Bridges):

- The bridges and culverts maintain an average general condition rating of  $\geq 5.6$ .
- No less than 97% of interstate bridges fair or better and no posted bridges;
- No less than 93% of primary bridges fair or better;
- No less than 90% of secondary bridges fair or better.

VDOT uses an asset management methodology and generally accepted engineering principles and business practices to identify and prioritize operations and maintenance needs, identify performance standards to determine those needs, and provide funding to meet those needs. Each year, VDOT reports to the CTB on the status of progress made in achieving the performance standards. With this information, the CTB establishes goals and sets priorities for the upcoming fiscal year. A team consisting of district and central office program managers develops budget scenarios for achieving the CTB goals. These scenarios are reviewed by the district maintenance managers and regional operations directors, who provide feedback so that detailed budgets can be developed. The final operations and maintenance budget is then approved by the Chief of Maintenance and Operations, Commissioner, and finally by the CTB.

For the most part, highway operations and maintenance is accounted for in three groupings in the STIP: Preventative Maintenance and System Preservation, Preventative Maintenance for Bridges, and Traffic and Safety Operations. A description of the maintenance activities covered by these groupings is found in Appendix B: STIP Project Grouping Definitions. When the STIP is developed, specific maintenance activities have not yet been identified and a lump sum is set aside in each project grouping with a note that funding will be obligated as projects are identified.

Table 1 below provides an estimated distribution of funding to each area of the Maintenance and Operations Program is estimated to receive \$2 billion annually from FY 2024 – FY 2027. The funding provided represents both federal and state funding.

Table 1: Estimated Distribution of Funding for Maintenance and Operations Program (in millions)

	<u>FY 2024</u>	<u>FY 2025</u>	<u>FY 2026</u>	<u>FY 2027</u>
Interstate Maintenance	\$364.7	\$364.7	364.7	\$364.7
Primary Maintenance	\$510.9	\$510.9	\$510.9	\$510.9
Secondary Maintenance	\$603.3	\$603.3	\$603.3	\$603.3
Transportation Operations Services	\$436.3	\$436.3	\$436.3	\$436.3
Total	\$2.0	\$2.0	2.0	2.0

Additionally, VDOT provides funding to localities that maintain their own roads. These funds, shown in Table 2, can be used to maintain federal-aid routes. The amount of funding provided grows at the same rate as the VDOT Maintenance and Operations Program.

Table 2: Anticipated Funding for Financial Assistance for Localities (in millions)

	<u>FY 2024</u>	<u>FY 2025</u>	<u>FY 2026</u>	<u>FY 2027</u>
Financial Assistance to Localities for Ground Transportation	\$549.0	\$545.4	\$557.3	\$569.9

Estimated based on FY 2023-2028 Six-Year Financial Plan.

### **Transit Systems Operations and Maintenance**

The Department of Rail and Public Transportation (DRPT) provides operating assistance funding to public transit providers throughout Virginia. DRPT's transit funding program is referred to as "MERIT" - Making Efficient and Responsible Investments in Transit. The MERIT program includes transit funding for operating, capital, technical assistance, workforce development, and transit demonstrations.

The Operating Assistance program provides funding for operating expenses for many types of transit services, including fixed route, demand response, commuter bus, bus rapid transit, ferry, commuter rail and light rail services. Operating Assistance supports transit operations, maintenance, repairs, and administrative costs. The goal of the Operating Assistance program is to improve the quality and efficiency of public transportation services. State operating assistance is distributed among all eligible public transportation service providers utilizing a performance-based funding methodology. This methodology is based on several different service delivery factors, including sizing and performance metrics. The sizing factors represent an agency's relative size to other agencies across the Commonwealth, whereas the performance factors represent an agency's performance trend for a given metric relative to statewide trends for all agencies.

The Capital Assistance program under MERIT, often referred to as “MERIT Capital”, supports public transportation capital projects necessary to maintain, improve, or expand public transportation services. The MERIT Capital program provides funding for transit assets such as vehicles, transit facilities, customer amenities, maintenance equipment, machinery, and heavy equipment. The goals of the program are to maintain a state of good repair for public transportation capital assets and to improve or expand public transportation services in a fiscally responsible way that improves transit service for Virginians. The MERIT Capital program is guided by a prioritization process for capital needs that allows DRPT to allocate and assign limited resources into projects and investments identified as most critical. The prioritization process determines which projects achieve policy objectives of maintaining a state-of-good-repair of existing assets, and determines which projects receive funding for new investments.

In addition to the state sponsored programs, DRPT oversees the allocation of other federal funding programs used to support transit and human services capital, maintenance, and operating costs. Through the Section 5311 rural formula grant program, DRPT provides additional support for capital, operating, and technical assistance projects to rural public transportation service providers. Decisions regarding the distribution of these funds happens in tandem with state programs. The Section 5310 Enhancement Mobility program is also administered by DRPT, and provides funding for capital, maintenance, and operating costs associated with providing human service transportation programs for seniors (age 65+) and individuals with disabilities.

Table 3 below provides estimated funding based on the budgets provided by transit providers. The funding provided represents both federal and state funding.

Table 3: Estimated Distribution of Funding for Transit Operations (in millions)

	FY 2024	FY 2025	FY 2026	FY 2027
Transit Operating Assistance	\$109.5	\$114.3	\$116.6	\$119.0

## 6. Public and Local Government Involvement

Virginia is committed to providing reasonable notice and opportunity for the public to review, comment, and participate in the transportation planning and programming of highways, rail, and public transportation projects consistent with [23 CFR 450](#), state laws, and policies. While VDOT and DRPT perform lead roles in Virginia for transportation planning and programming, state, regional, and local officials also play important roles in helping the State to understand and meet the transportation needs of the public.

In accordance with [23 CFR 450.210\(a\)](#), Virginia has a documented public involvement process for transportation planning and programming which provides opportunities for public review and comments at key decision points. The opportunity to review and comment on the STIP is just one of many opportunities for the public to participate in the transportation planning and programming process. Virginia's public participation methods include, but are not limited to:

- Formal multimodal transportation meetings and/or hearings on CTB proposals to allocate funds to update the SYIP
- Informal fall multimodal transportation meetings to provide information on multimodal performance-based planning and programming initiatives.
- Quarterly planning and programming meetings with MPOs and PDCs
- Transportation presentations and updates at various meetings and events
- Public involvement during both the planning (study) phase as well as citizen information meetings and public hearings during the project development process
- General communication activities such as local government/community public forums
- Use of the internet to provide information to the public on transportation plans, projects, and the planning and programming process, and the receive comments from the public on plans and programs
- Informal communication activities such as email, phone calls, and meetings with VDOT and DRPT contact persons

Virginia's documented public involvement process is available on VDOT's website at the following link: [Public Participation in Virginia's Transportation Planning and Programming Process](#).

Also, in accordance with [23 CFR 450.210\(b\)](#), VDOT and DRPT have developed procedures for consulting with non-metropolitan local officials in the transportation planning and programming process, including STIP development. These procedures are also available on VDOT's website at the following link: [2023 Non-Metropolitan Area Consultation Process](#).

-

The public involvement process for the STIP and SYIP occur concurrently, with many public involvement opportunities for the SYIP serving as the public involvement opportunities for the STIP. In addition, when in a STIP development cycle, the Draft STIP is posted to VDOT's website for a minimum of 30 days for public review and comment. The 2024-2027 STIP was posted to VDOT's website on July 31, 2023. Public comment ended August 30, 2023. See Appendix K: Public Meeting Notices/Website Postings for additional details from the STIP website.

Details on development of the SYIP are described in the section below followed by a section on development of the FY 2024-2027 STIP.

### **Six-Year Improvement Program Development**

Section [§ 2.2-229](#) of the *Code of Virginia* grants to the Office of Intermodal Planning and Investment OIPI the responsibility to oversee and coordinate with VDOT and DRPT in the development of the SYIP for the CTB. This includes planning for financing of transportation needs, including operational, maintenance, and capital improvements for highways, railways, seaports, airports, and public transportation, and to allocate funds for these needs in the SYIP.

Section [§ 33.2-214](#) of the *Code of Virginia* further requires that the CTB adopt a SYIP by July 1 of each year; the SYIP is the mechanism by which funding is allocated for transportation needs. Virginia's SYIP is a current, fiscally responsible allocation plan which programs transportation funds from all sources for all projects for the next six years, and forms the foundation for the four-year STIP.

Each year, in updating the SYIP, the CTB must approve a capital improvement program that outlines planned spending for transportation projects for proposed construction development or study for the next six years. The SYIP includes projects on the interstate, primary, secondary, and urban highway systems, as well as transit and rail projects. The DRPT portion of the program includes six years of transit capital improvements, six years of rail improvements, and one year of transit operation and special projects.

The SYIP is updated each year as revenue estimates are updated, priorities revised, project schedules and costs updated, and study results reviewed and considered. Funds are allocated to projects based on guiding principles that include, but are not limited to:

- Fund deficits on current projects
- Maximize use of federal funds
- Fund project phases underway as well as project phases that start in the current federal fiscal year
- Allocate funds consistent with planned obligations and expenditures
- Redirect inactive balances on projects

Virginia actively practices a performance-based planning and programming process to ensure that projects selected for funding aid in achieving the long-term goals established in VTrans, Virginia's long-range multimodal policy plan, and short-term investment strategies, resulting in cost-effective investments that improve the performance of the surface transportation system.

Candidate projects are submitted to various funding programs for screening, scoring, and prioritization. Candidate projects are based on planning studies that adopt a performance-based, targeted approach- analyzing performance issues and developing the most cost-effective solutions to address those issues. All VDOT supported planning studies must include a public engagement element by policy. Studies typically have at least two or more public information meetings- the first to introduce and validate performance issues, and subsequent meetings to the present potential transportation solutions.

Virginia's [SMART SCALE](#) program, a statewide prioritization process which began in 2015, is one of the most notable funding programs. The [SMART SCALE](#) prioritization process requires all candidate capital projects submitted through the program to meet a need identified in VTrans. In addition, SMART SCALE applications must meet readiness requirements- including being based on a planning study that included public involvement, as well as having a formal written endorsement (typically a local or regional resolution) supporting the project. Projects submitted through the [SMART SCALE](#) process must be screened, scored, and selected for funding by the CTB to be included in the SYIP. The Code of Virginia requires that the scoring results of the prioritization process must be made public not less than 150 days prior to any vote to approve projects for funding submitted through the process. Therefore, CTB policy informs an initial staff recommended funding scenario based on scoring results. This scenario is used to develop initial programming of funding available through SMART SCALE and included in the Draft SYIP released for public comment and review. A consensus scenario is then adopted by the CTB based on public feedback and used to inform final programming of the final SYIP adopted by the CTB in June.

Additional funding programs that are exempt from [SMART SCALE](#) include but are not limited to: regional transportation funds specific to Northern Virginia, Hampton Roads, and the Central Virginia regions; the Revenue Sharing Program, the Transportation Alternatives Program TAP , the Virginia Highway Safety Improvement Program (VHSIP) , Interstate Operations and Enhancement Program (IOEP) , and the State of Good Repair (SGR) program. Each of these programs includes public engagement in the planning and project selection phase and include citizens information meetings and formal public hearings once projects are included in the SYIP and enter the project development phase. Regardless of the funding program, all transportation projects for proposed construction development or study for the next six years must be included in the SYIP.

Planning for the SYIP begins in the summer of years when [SMART SCALE](#) or other funding programs are accepting applications. Following application submission, fall multimodal transportation public meetings and other outreach opportunities are conducted throughout the Commonwealth where public comment is sought on existing projects included in the current SYIP and on candidate projects submitted through the various funding programs. Since 2019, VDOT has implemented policy requiring enhanced public involvement (which includes virtual components) on all VDOT sponsored planning studies.

VDOT, DRPT, and the CTB also hold public hearings, other ongoing outreach opportunities such as CTB meetings, as well as the spring public meetings is used to inform funding decisions in the development of the draft SYIP. Copies of the STIP are made available at any statewide public meetings held in the fall or spring of each year.

Table 4: Public Meeting Dates

<b>Spring 2023</b>
April 20, 2023
April 24, 2023
May 1, 2023
May 2, 2023
May 3, 2023
May 8, 2023
May 15, 2023
May 16, 2023
May 17, 2023

A draft SYIP is released for public review and comment prior to final adoption by the CTB. Public comment was open April 10, 2023 through May 24, 2023. During the public review and comment period, available allocation totals and project selections are finalized for formal adoption by the CTB no later than July 1 of each year.

The FY 2023-2028 SYIP is the basis of the FY 2024-2027 STIP.

General information on the SYIP and its development is available at: <http://www.virginiadot.org/projects/syp-default.asp>.

The SYIP database which contains the list of projects in the approved SYIP is available at: <http://syip.virginiadot.org/Pages/allProjects.aspx>.

## Secondary Six-Year Plan Development

In addition to annual development of the SYIP, a separate project listing, by county, is prepared for state secondary road improvement projects. Section [§ 33.2-331](#) of the *Code of Virginia* requires that each county’s governing body cooperate with VDOT to hold a public hearing for updating a Six-Year Plan for secondary roads and the secondary highways budget for the county



for the upcoming fiscal year. A public hearing is required in any year in which a proposed new funding allocation to an individual project and/or program in the Secondary Six-Year Plan SSYP or the Secondary Six-Year Plan budget is greater than \$100,000. Following the public hearing and consideration of comments, the governing body officially adopts a SSYP and approves a secondary highways budget for the county for the upcoming fiscal year. VDOT works closely with each county and attends a meeting of the Board of Supervisors as project recommendations are made. Projects vetted through the Secondary Six-Year Plan development may be submitted as candidate projects for funding through the SMART SCALE process or other available funding programs.

### **FY 2024-2027 STIP Development**

The FY 2024-2027 STIP is based on the allocation plan included in the FY 2024-2029 SYIP. All federally funded transportation projects and all regionally significant projects are included. This includes multimodal projects (highway, passenger rail, freight, public transit, bicycle, and pedestrian) as well as projects on roadways in Virginia's National Parks, National Forests, and Indian Reservation. Appendix A: How to Read the STIP provides an explanation of how to read the STIP with a breakdown of the various sections/columns, what each means, and how it functions within the program.

VDOT assists the MPOs in development of their TIP documents by first providing the project listing and planned funding and obligations, and then working collaboratively with each MPO as they prepare their TIP document to ensure consistency between each organization and for incorporation into the STIP. In the development of the public transportation portion of the MPO's TIP document, the MPOs are responsible for collaborating with the transit providers in their MPO area to develop their project list and planned funding. Each MPO's TIP is subject to a public participation process and reasonable public comment period as required by 23 CFR 450.316 *Interested parties, participation, and consultation*, as well as approval and certification by their board. A copy of each certification has been included in Appendix D: Statements of Certifications. The STIP directly incorporates all projects included in each MPO's TIP with a breakout by VDOT construction district, consistent with the SYIP. STIP projects located in MPO areas are designated as such. Each MPO maintains their TIP document and may include more project information than is included in the STIP document. Access to each MPO's TIP is provided on <http://www.virginiadot.org/about/stip.asp> along with general information on the STIP.

Several other key elements involved in development of the STIP are listed below:

- For those MPOs that qualify for Regional Surface Transportation Block Grant Program (RSTBG) and/or Congestion Mitigation and Air Quality (CMAQ) funds, the SYIP and STIP include all projects selected in accordance with an MPO's prioritization process. The RSTBG and CMAQ funds are allocated by the MPO for each year of the SYIP and planned obligations are identified for the required STIP years.

## 7. STIP Program Notes

The FY 2024-2027 STIP is based on the CTB's approved FY 2024-2029 SYIP and the approved TIPs from the 15 MPOs in Virginia. Self-certifications are also submitted with the approval of the TIPs and are included in this document in Appendix D: Statements of Certifications.

The projects in the first year of the STIP constitute the agreed-to list of projects for subsequent scheduling and implementation and no further action under [23 CFR 450.220](#) is required for the implementing agency to proceed with these projects. However, it should be recognized that the STIP is a dynamic document, and therefore, the planned obligations in the STIP may ultimately differ from the actual obligations published in the Annual Obligation Report. The STIP may be amended or adjusted based on changes to status of projects, the available obligation authority, and the needs of the agencies (FHWA, FTA, VDOT, and DRPT), MPOs, and local governments. Often projects are delayed in the development stage, and if other projects must be accelerated to take their place, then a STIP administrative modification or amendment is necessary.

STIP amendments or administrative modifications will use the agreed upon procedures outlined in the [Commonwealth of Virginia Statewide Transportation Improvement Program STIP Procedures](#). Once approved, such amendments and administrative modifications will be reflected in the [LIVE STIP Report](#) available on the VDOT public website.

During the development of the FY 2024-2027 STIP, a point in time (January 2023) project list was created and after assessment, was provided to MPO's for review and approval. Once approved, this project list is submitted to FHWA and FTA for approval as part of the FY2024-2027 STIP. Amendments occurring after list development are amended to the current 2021-2024 STIP and are managed through the "rollover" process. Accordingly, as was practiced with the previous STIP, projects falling into this category will be "rolled over" into the FY 2024-2027 STIP after October 1, 2023. VDOT, MPOs, and FHWA worked collaboratively to develop and document the STIP rollover amendment process. Affected MPOs will be notified when the rollover amendment has been submitted to FHWA and FTA. Once a response is received that the rollover has been noted, the MPOs will be notified so their respective TIPs can be updated accordingly.

The Moving Ahead for Progress in the 21st Century Act (MAP-21), signed into law in 2012, included provisions that transformed the federal surface transportation program to focus on achieving performance outcomes related to goals for the national transportation system.

On November 6, 2021, Congress passed the Bipartisan Infrastructure Law (BIL/IIJA), a five-year reauthorization of the FAST Act coupled with broader infrastructure investments beyond traditional surface transportation programs. In accordance with the requirements of MAP-21 and FAST Act, Virginia established performance targets in the areas of safety, asset management, and system performance. The performance targets were developed in collaboration with DRPT, Virginia's MPOs and PDCs, as well as other agencies within the Commonwealth and were first reported to FHWA and FTA in 2018. Additional information on the subject is found in Appendix F: Performance-Based Planning and Programming.

TABLE B

FEDERAL FUNDING CATEGORIES STATEWIDE  
 FISCAL CONSTRAINT OF THE FY24-FY27 STIP  
 Transit Projects (in \$1,000)

Fund Source	Previous Funding		FFY2024		FFY2025		FFY2026		FFY2027	
	Projected Obligations	Planned Obligations	Projected Obligations	Planned Obligations	Projected Obligations	Planned Obligations	Projected Obligations	Planned Obligations	Projected Obligations	Planned Obligations
FTA 5307	71,442	71,442	144,128	144,128	78,807	78,807	68,372	68,372	58,442	58,442
FTA 5309	282	282	-	-	-	-	-	-	-	-
FTA 5310	2,146	2,146	6,128	6,128	4,596	4,596	4,642	4,642	5,007	5,007
FTA 5311	4,727	4,727	45,026	45,026	45,330	45,330	45,727	45,727	45,241	45,241
FTA 5329	-	-	529	529	529	529	529	529	529	529
FTA 5337	47,133	47,133	9,921	9,921	9,074	9,074	7,822	7,822	5,747	5,747
FTA 5339	13,500	13,500	7,539	7,539	11,360	11,360	6,016	6,016	5,884	5,884
Federal Stimulus	2,444	2,444	756	756	-	-	-	-	-	-
FTA ADTAP	-	-	1,784	1,784	1,784	1,784	1,784	1,784	1,784	1,784
FTA RTAP	-	-	386	386	386	386	386	386	386	386
Flexible STP	5,681	5,681	1,251	1,251	-	-	-	-	375	375
CMAQ	54,407	54,407	29,723	29,723	15,738	15,738	47,948	47,948	5,759	5,759
RSTP	78,666	78,666	20,412	20,412	19,676	19,676	18,480	18,480	2,753	2,753
Other Federal	65,218	65,218	38,054	38,054	63,065	63,065	1,617	1,617	2,370	2,370
State	238,225	238,225	195,627	195,627	399,313	399,313	436,742	436,742	787,089	787,089
Local	340,537	340,537	98,744	98,744	98,263	98,263	84,482	84,482	351,468	351,468
Local-in-Kind	-	-	5,418	5,418	5,418	5,418	5,418	5,418	5,418	5,418
Revenues	3,341	3,341	7,588	7,588	7,411	7,411	7,554	7,554	8,167	8,167
<b>TRANSIT TOTAL</b>	<b>927,749</b>	<b>927,749</b>	<b>613,013</b>	<b>613,013</b>	<b>760,750</b>	<b>760,750</b>	<b>737,518</b>	<b>737,518</b>	<b>1,286,418</b>	<b>1,286,418</b>

**TABLE C**  
**FEDERAL FUNDING CATEGORIES STATEWIDE**  
**FISCAL CONSTRAINT OF YEAR**

Highway Projects  
Unmatched for FFY 2024 - 2027

Fund Source	FFY 2024		FFY 2025		FFY 2026		FFY 2027		TOTAL	
	Projected Obligation Authority	Planned Obligations	Projected Obligation Authority	Planned Obligations	Projected Obligation Authority	Planned Obligations	Projected Obligation Authority	Planned Obligations	Projected Obligation Authority	Planned Obligations
<b>Formula OA</b>										
BR	\$141,790,156	\$49,871,289	\$142,314,134	\$57,810,621	\$142,848,592	\$211,441,608	\$27,802,484	\$126,614,214	\$454,755,366	\$445,737,732
CMAQ (1)	\$61,011,597	\$49,075,449	\$62,231,828	\$47,380,108	\$63,476,465	\$29,428,970	\$64,745,993	\$22,473,841	\$251,465,883	\$148,358,368
CRP	\$33,144,239	\$0	\$33,807,125	\$3,119,527	\$34,483,267	\$3,543,449	\$35,172,932	\$0	\$136,607,563	\$6,662,976
HSIP	\$101,539,993	\$74,851,355	\$103,722,001	\$44,359,247	\$105,950,976	\$12,311,366	\$108,227,930	\$12,837,167	\$419,440,900	\$144,359,135
NHFP	\$35,982,824	\$54,385,484	\$36,702,480	\$27,498,867	\$37,436,530	\$25,706,403	\$38,185,261	\$22,116,009	\$148,307,095	\$129,706,763
NHS/NHPP	\$703,228,994	\$407,652,163	\$717,293,574	\$380,375,732	\$731,639,445	\$412,655,031	\$746,272,234	\$358,901,058	\$2,898,434,247	\$1,559,583,984
NSFH (4)	\$0	(\$12,800,000)	\$0	\$0	\$0	\$0	\$0	\$0	\$0	(\$12,800,000)
PROTECT	\$37,687,377	\$1,845,000	\$38,441,125	\$0	\$39,209,948	\$0	\$39,994,147	\$0	\$155,332,597	\$1,845,000
RSTP (1)	\$108,387,274	\$124,775,509	\$110,555,020	\$53,757,643	\$112,766,120	\$47,600,819	\$115,021,442	\$100,721,118	\$446,729,856	\$326,855,089
STP/STBG	\$196,199,869	\$338,136,351	\$200,024,670	\$293,092,872	\$203,925,967	\$329,535,431	\$207,905,290	\$303,758,599	\$808,055,796	\$1,264,523,253
TAP (2)	\$36,826,319	\$19,357,576	\$37,544,751	\$18,318,712	\$38,277,201	\$24,600,254	\$39,023,938	\$2,437,646	\$151,672,209	\$64,714,188
<b>Subtotal -- Formula OA</b>	<b>\$1,455,798,642</b>	<b>\$1,107,150,176</b>	<b>\$1,482,636,708</b>	<b>\$925,713,329</b>	<b>\$1,510,014,511</b>	<b>\$1,096,823,331</b>	<b>\$1,422,351,651</b>	<b>\$949,859,652</b>	<b>\$5,870,801,512</b>	<b>\$4,079,546,488</b>
<b>Special OA</b>										
APD (3)	\$0	\$33,448,988	\$0	\$916,529	\$0	\$0	\$0	\$0	\$0	\$34,365,517
DEMO (3)	\$1,647,658	\$32,866,414	\$1,665,782	\$1,322,436	\$1,684,106	\$2,735,768	\$1,702,631	\$1,434,407	\$6,700,177	\$38,359,025
EB/MG	\$0	(\$1,032,889)	\$0	\$0	\$0	\$0	\$0	\$0	\$0	(\$1,032,889)
HIP (3)	\$0	\$21,187,765	\$0	\$7,458,469	\$0	\$1,600,000	\$0	\$4,000,000	\$0	\$34,246,234
NEVI	\$21,275,226	\$0	\$21,275,226	\$0	\$21,275,226	\$0	\$0	\$0	\$63,825,678	\$0
NHPP/E	\$17,167,796	\$9,381,881	\$17,511,152	\$4,987,394	\$17,861,375	\$7,272,104	\$18,218,603	\$6,037,508	\$70,758,926	\$27,678,887
PUBLIC LANDS	\$1,800,000	\$0	\$1,800,000	\$0	\$1,800,000	\$0	\$1,800,000	\$0	\$7,200,000	\$0
SAFETEA-LU EARMARKS (3)	\$0	\$206,799	\$0	\$0	\$0	\$0	\$0	\$0	\$0	\$206,799
<b>Subtotal -- Special OA</b>	<b>\$41,890,680</b>	<b>\$96,058,958</b>	<b>\$42,252,160</b>	<b>\$14,684,828</b>	<b>\$42,620,707</b>	<b>\$11,607,872</b>	<b>\$21,721,234</b>	<b>\$11,471,915</b>	<b>\$148,484,781</b>	<b>\$133,823,573</b>
<b>Highway Total</b>	<b>\$1,497,689,322</b>	<b>\$1,203,209,134</b>	<b>\$1,524,888,868</b>	<b>\$940,398,157</b>	<b>\$1,552,635,218</b>	<b>\$1,108,431,203</b>	<b>\$1,444,072,885</b>	<b>\$961,331,567</b>	<b>\$6,019,286,293</b>	<b>\$4,213,370,061</b>

- (1) CMAQ and RSTP planned obligations include both DRPT and VDOT
- (2) Includes Flexible and Urbanized Areas TAP
- (3) Projected obligation authority includes obligation authority from previous years
- (4) Also known as INFRA Grants Program, formerly FASTLANE Grant Program

# APPENDIX A

## How to Read the STIP

## Appendix A: How to Read the STIP

STIP GUIDE

GLOSSARY OF TERMS		FUND SOURCE	
MPO	Metropolitan planning area where a project resides; NonMPO indicates a project is outside of a MPO area; Multiple MPO indicates a project crosses MPO boundaries	AC	Advance Construction
UPC NO	Universal Project Code – a unique number assigned to each project	AC CONVERSION	AC Converted
SCOPE SYSTEM	Brief narrative of type of work Road system or mode of transportation (e.g. Interstate, DRPT)	BR	Bridge Replacement and Rehabilitation
JURISDICTION OVERSIGHT	County or city where project is located Indicates a Project of Division Interest (PoDI) where FHWA will conduct stewardship and oversight activities; FO indicates FHWA stewardship and oversight activities apply; NFO indicates FHWA stewardship and oversight activities do not apply	CMAQ	Congestion Mitigation and Air Quality Improvement Program
PROJECT ADMIN BY	Project name Indicates party responsible for administering project (e.g. VDOT, DRPT, Locally)	DEMO	Federal Demonstration and Special Interest
DESCRIPTION	Brief project narrative, sometimes including termini	HSIP	Highway Safety Improvement Program
TOTAL COST	Total estimated cost of all project phases	NHS/NHPP	National Highway System/National Highway Performance Program
		NSFH	Nationally Significant Freight and Highway Projects
		NHFP	National Highway Freight Program
		OTHER	Non-Federal
		RSTP	Regional Surface Transportation Program
		SAFETEA-LU	SAFETEA-LU Earmark Funds
		STP/STBG	Surface Transportation Program/Surface Transportation Block Grant Program
		TAP/F	Transportation Alternative Program Flexible
		TAP/RTAP	Transportation Alternative Program Urbanized Areas

The Project section of the STIP Report provides the project description and the amount and source of planned obligations by phase for each project that cannot be grouped for environmental reasons or by request of an MPO.

MPO	Fredericksburg					
UPC NO	110914	SCOPE	Reconstruction w/ Added Capacity			
SYSTEM	Primary	JURISDICTION	Spotsylvania County			
PROJECT	#SMART18 - I-95 EXT 128, RTE 1 SB ONTO SOUTHPOINT PKWY	OVERSIGHT	NFO			
DESCRIPTION	FROM: 0.053 MI SOUTH OF INT. RTE 1 & RTE 711 TO: 0.092 MI NORTH OF INT. RTE 1 & I-95 EXIT 126 RAMP C (0.4760 MI)					
ROUTE/STREET	ROUTE 1 (0001)			TOTAL COST	\$15,291,960	
	FUND SOURCE	MATCH	FY21	FY22	FY23	FY24
PE	Federal - NHS/NHPP		\$0	\$265,839	\$0	\$0
RW	Federal - AC CONVERSION		\$0	\$199,838	\$0	\$0
CN	Federal - AC CONVERSION		\$0	\$0	\$0	\$2,480,269
	Federal - NHS/NHPP		\$0	\$0	\$7,675,403	\$0
CN TOTAL			\$0	\$0	\$7,675,403	\$2,480,269
CN AC	Federal - AC		\$0	\$0	\$2,480,269	\$0
	Federal - AC OTHER		\$0	\$0	\$2,673,427	\$0
CN AC			\$0	\$0	\$5,353,696	\$0

Project phase: Preliminary Engineering (PE), Right-of-way (RW), Construction (CN)

Sum of all advanced construction (AC) fund sources for the phase.

Sum of all fund sources for the phase.

The Project Grouping section of the STIP Report lists NonMPO groupings by district followed by MPO groupings for the MPOs that fall under a district. For each grouping, the report provides the total cost and the amount and source of planned obligation by phase.

MPO	NonMPO					
GROUPING	Construction : Safety/ITS/Operational Improvements					
ROUTE/STREET					TOTAL COST	\$58,233,036
	FUND SOURCE	MATCH	FY21	FY22	FY23	FY24
PE	Federal - NHS/NHPP	(\$32,638)	(\$130,552)	\$0	\$0	\$0
RW	Federal - NHS/NHPP	\$37,500	\$150,000	\$0	\$0	\$0
RW AC	Federal - AC	\$37,500	\$150,000	\$0	\$0	\$0
CN	Federal - NHS/NHPP	\$566,641	\$2,266,565	\$0	\$0	\$0
CN AC	Federal - AC	\$610,754	\$531,321	\$1,300,000	\$237,693	\$1,174,000

See Appendix B for a complete list of groupings with definitions.

**MATCH** is the required state and other matching funds that correspond to planned federal obligations.

**PLANNED OBLIGATIONS** are listed by fund source for each phase.

# APPENDIX B

## STIP Project Grouping Definitions



## Appendix B: STIP Project Grouping Definitions

<b>STIP Construction Groupings</b>	
<b>Grouping Name/Project Work Types</b>	<b>Grouping Work Type Description</b>
Transportation Alternatives/Byway/Other Non-Traditional Transportation Projects (CN)	Projects with scopes of work eligible for funding under the former Transportation Enhancement and Transportation Alternatives Programs, and the Transportation Alternatives (TA) Set-Aside of the Surface Transportation Block Grant Program, regardless of funding source. Examples include: construction of interpretive pull-offs and overlooks; rehabilitation/restoration/reconstruction of historic buildings; tourist and welcome centers; transportation museums; pedestrian/bicycle facilities; parking facilities; wildflower plantings.
Rail (CN)	Projects for rail/highway grade crossing improvements, regardless of funding source. Examples include: improvements to warning devices, crossing surfaces, and construction of grade separation to replace existing at-grade railroad crossings at the same location.
Safety/TTS/Operational Improvements (CN)	Safety improvement projects such as: those qualifying for HES/HSIP funding, shoulder improvements, increasing sight distance, traffic control devices, guardrails, median barriers, pavement resurfacing/rehabilitation, pavement markings, fencing, lighting improvements, intersection channelization/signalization/reconfiguration projects, traffic calming projects, improvements to crossovers or clear zones, addition/extension of turn lanes, extension of acceleration/deceleration lanes, drainage improvements, etc. Grouping would also include reconstruction or minor widening on or adjacent to same alignment (no increase in capacity), improvements to and modernization of rest areas, toll facilities, and weigh stations; ITS activities; or traffic operations improvement projects.
Bridge Rehabilitation/ Replacement/Reconstruction (CN)	Bridge construction projects such as: bridge or drainage structure rehabilitation, reconstruction or replacement when said work is on or adjacent to the same alignment.
Federal Lands Highway (CN)	Projects funded and/or administered by the FHWA Eastern Federal Lands Highway Division.
Recreational Trails (CN)	Projects funded and advanced as part of the recreational trails program through the Department of Conservation and Recreation.

<b>STIP Maintenance Groupings</b>	
Preventive Maintenance and System Preservation (MN)	<p>Projects with the following examples of eligible work: area wide programs for cleaning drainage facilities, corrosion protection activities, highway sign face cleaning, and retrofitting of dowel bars.</p> <p>Pavement preservation projects that are of a preventative nature. Pavement preservation activities that extend pavement life between 2 and 10 years and typically involve the surface layer of the pavement structure. Also includes pavement resurfacing, restoration, and rehabilitation (3R) activities that are limited to the bound layers of the pavement and typically extend pavement life between 12 and 20 years.</p> <p>Examples of eligible pavement preservation activities are included in the March 2015 Federal-Aid Maintenance Agreement between VDOT and FHWA (PM/3R Agreement).</p>
Preventive Maintenance for Bridges (MN)	Projects including the eligible bridge activities outlined in the March 2015 PM/3R Agreement (i.e. seal/replace/reconstruction of joints, deck overlays, painting, cathodic protection, retrofit of fracture critical members and fatigue prone details, and some concrete repairs). Also included are bridge safety inspections.
Traffic and Safety Operations (MN)	Projects which include signs, traffic signals, pavement markings and markers, guardrail, replacement/preventive maintenance of roadway lighting, maintenance/replacement/upgrade of traffic calming devices, etc.

<b>STIP Transit Groupings</b>	
Transit System Preservation	Operating assistance to transit agencies and the purchase of office, shop, and operating equipment for existing facilities. Includes preventative maintenance and non-fixed route ADA paratransit service.
Transit Rail ROW Improvements	Construction or renovation of power, signal, and communications systems, the rehabilitation of track structures, track, and trackbed in existing rights-of-way, and railroad/highway crossing projects.
Transit Vehicles	Purchase/lease of new buses and rail cars to replace existing vehicles or for minor expansions of the fleet; rehabilitation of transit vehicles; and the purchase of support vehicles. Also includes the purchase of operating equipment for vehicles (e.g. radios, fareboxes, lifts, etc.).

# APPENDIX C

## MPO/PDC Contacts

## Appendix C: MPO/PDC Contacts

	Metropolitan Planning Organization	Contact Information
1.	Bristol Metropolitan Planning Organization	<p>Address/Phone: P.O. Box 1189 Bristol, TN 37621-1189 (423) 989-5517</p> <p>Contacts: Ambre Torbett, Chairman</p> <p>Tyler Gillenwater, Transportation Planning Manager Email: <a href="mailto:tgillenwater@bristoltn.org">tgillenwater@bristoltn.org</a></p> <p>Micah Bray, Transportation Planner <a href="mailto:mbray@bristoltn.org">mbray@bristoltn.org</a></p>
2.	Charlottesville/Albemarle Metropolitan Planning Organization	<p>Address/Phone: Thomas Jefferson Planning District Commission P.O. Box 1505 401 East Water Street Charlottesville, VA 22902-1505 (434) 979-1597</p> <p>Contacts: Brian Pinkston, Chair</p> <p>Christine Jacobs, Executive Director Email: <a href="mailto:cjacobs@tjpd.org">cjacobs@tjpd.org</a></p> <p>Sandy Shackelford, Director of Planning &amp; Transportation Email: <a href="mailto:sshackelford@tjpd.org">sshackelford@tjpd.org</a></p>
3.	Central Virginia Metropolitan Planning Organization	<p>Address/Phone: Central Virginia Planning District Commission 828 Main Street, 12th Floor Lynchburg, VA 24504 (434) 845-3491</p> <p>Contacts: Dwayne Tuggle, Chairman</p> <p>Alexander Brebner, Executive Director Email: <a href="mailto:alec.brebner@cvpdc.org">alec.brebner@cvpdc.org</a></p> <p>Kelly Hitchcock, Transportation Planning Director Email: <a href="mailto:kelly.hitchcock@cvpdc.org">kelly.hitchcock@cvpdc.org</a></p>

	<b>Metropolitan Planning Organization</b>	<b>Contact Information</b>
4.	Danville Metropolitan Planning Organization	<p>Address/Phone: West Piedmont Planning District Commission P.O. Box 5268 Martinsville, VA 24115-5268 (276) 638-3987</p> <p>Contacts: Robert Warren, Chairman</p> <p>Michael Armbrister, Executive Director Email: <a href="mailto:marmbrister@wppdc.org">marmbrister@wppdc.org</a></p> <p>Joseph Bonanno, Transportation Planner Email: <a href="mailto:jbonanno@wppdc.org">jbonanno@wppdc.org</a></p> <p>Michael Armbrister, Deputy Director Email: <a href="mailto:marmbrister@wppdc.org">marmbrister@wppdc.org</a></p>
5.	Fredericksburg Area Metropolitan Planning Organization	<p>Address/Phone: 406 Princess Anne Street Fredericksburg, VA 22401 (540) 642-1564</p> <p>Contacts: Jason Graham, Chairman</p> <p>Ian Ollis, Executive Director Email: <a href="mailto:ian.ollis@gwregion.org">ian.ollis@gwregion.org</a></p>
6.	Hampton Roads Transportation Planning Organization	<p>Address/Phone: Hampton Roads Planning District Commission The Regional Building 723 Woodlake Drive Chesapeake, VA 23320 (757) 420-8300</p> <p>Contacts: Supervisor William M. McCarty, Chair, Isle of Wight</p> <p>Robert Crum, Executive Director/Secretary Email: <a href="mailto:rcrum@hrpdva.gov">rcrum@hrpdva.gov</a></p> <p>Pavithra Parthasarathi, HRTPO Deputy Executive Director Email: <a href="mailto:pparthasarathi@hrtpo.org">pparthasarathi@hrtpo.org</a></p>

	<b>Metropolitan Planning Organization</b>	<b>Contact Information</b>
7.	Harrisonburg/Rockingham Metropolitan Planning Organization	<p>Address/Phone: Central Shenandoah PDC 112 MacTanly Place Staunton, VA 24401 (540) 885-5174</p> <p>Contacts: Rick Chandler, Chairman</p> <p>Bonnie Riedesel, Executive Director Email: <a href="mailto:bonnie@cspdc.org">bonnie@cspdc.org</a></p> <p>Ann Cundy, Transportation Director Email: <a href="mailto:ann@cspdc.org">ann@cspdc.org</a></p>
8.	Kingsport Metropolitan Transportation Planning Organization	<p>Address/Phone: 415 Broad Street Kingsport, TN 37660 (423) 224-2670</p> <p>Contacts: Paul Montgomery, Chairman</p> <p>Lesley Phillips, MTPO Coordinator Email: <a href="mailto:lesliephillips@KingsportTN.gov">lesliephillips@KingsportTN.gov</a></p>
9.	National Capital Region Transportation Planning Board	<p>Address/Phone: Metropolitan Washington Council of Governments 777 North Capitol Street, Suite 300 Washington, DC 20002-4201 (202) 962-3260</p> <p>Contacts: Reuben Collins, Chairman</p> <p>Clark Mercer, Executive Director Email: <a href="mailto:cmercer@mwcog.org">cmercer@mwcog.org</a></p> <p>Kanathur Srikanth, Director of Transportation Planning Email: <a href="mailto:ksrikanth@mwcog.org">ksrikanth@mwcog.org</a></p>
10.	New River Valley Metropolitan Planning Organization	<p>Address/Phone: County Government Center 755 Roanoke Street, Suite 21 Christiansburg, VA 24073 (540) 394-2145</p> <p>Contacts: Craig Meadows, Chairman</p> <p>Dan Brugh, Executive Director Email: <a href="mailto:brughjd@montgomerycountyva.gov">brughjd@montgomerycountyva.gov</a></p>

	<b>Metropolitan Planning Organization</b>	<b>Contact Information</b>
11.	Richmond Regional Transportation Planning Organization	<p>Address/Phone:  Richmond Regional Planning District  Commission 424 Hull Street, Suite 300  Richmond, VA 23224  (804) 323-2033</p> <p>Contacts:  John L. Lumpkins, Jr, Chairman</p> <p>Martha Shickle, Executive Director  Email: <a href="mailto:martha@PlanRVA.org">martha@PlanRVA.org</a></p> <p>Chet Parsons, Director of Transportation Planning  Email: <a href="mailto:cparsons@PlanRVA.org">cparsons@PlanRVA.org</a></p>
12.	Roanoke Valley Area Transportation Planning Organization	<p>Address/Phone:  Roanoke Valley-Alleghany Regional Commission  313 Luck Avenue, SW, 24016  P.O. Box 2569  Roanoke, VA 24010  (540) 343-4417</p> <p>Contacts:  Billy Martin, Sr., Chair</p> <p>Jeremy Holmes, Executive Director  Email: <a href="mailto:jholmes@rvarc.org">jholmes@rvarc.org</a></p> <p>Vacant, Director of Transportation Email:  _____@<a href="mailto:rvarc.org">rvarc.org</a></p> <p>Bryan W. Hill, Regional Planner  Email: <a href="mailto:bhill@rvarc.org">bhill@rvarc.org</a></p>
13.	Staunton/Augusta/Waynesboro Metropolitan Planning Organization	<p>Address/Phone:  Central Shenandoah PDC  112 MacTanly Place Staunton, VA  24401-2373  (540) 885-5174</p> <p>Contacts:  Scott Seaton, Chairman</p> <p>Bonnie Riedesel, Executive Director  Email: <a href="mailto:bonnie@cspdc.org">bonnie@cspdc.org</a></p> <p>Ann Cundy, Director of Transportation  Email: <a href="mailto:ann@cspdc.org">ann@cspdc.org</a></p>

	<b>Metropolitan Planning Organization</b>	<b>Contact Information</b>
14.	Tri-Cities Area Metropolitan Planning Organization	<p>Address/Phone: Crater Planning District Commission P.O. Box 1808 Petersburg, VA 23805 (804) 861-1666 ext: 234</p> <p>Contacts: John Partin, Chairman</p> <p>Ron Svejkovsky, Director of Transportation Email: <a href="mailto:rsvejkovsky@craterpdc.org">rsvejkovsky@craterpdc.org</a></p> <p>Jay Ellington, Executive Director Email: <a href="mailto:jayellington@craterpdc.org">jayellington@craterpdc.org</a></p>
15.	Winchester/Frederick County Metropolitan Planning Organization	<p>Address/Phone: 400 E. Kendrick Lane Front Royal, VA 22630 (540) 636-8800</p> <p>Contacts: Judith McCann-Slaughter, Chair</p> <p>Brandon Davis, Executive Director Email: <a href="mailto:bdavis@nsvregion.org">bdavis@nsvregion.org</a></p> <p>Karen Taylor, Director Transportation Planning Email: <a href="mailto:ktaylor@nsvregion.org">ktaylor@nsvregion.org</a></p>



District	Planning District Commission	Contact Information
1	LENOWTSCO PDC	<p>Address/Phone: 372 Technology Trail Lane, Suite 101 Duffield, VA 24244-5330 (276) 431-2206</p> <p>Contacts: Duane A. Miller, Executive Director Email: <a href="mailto:dmiller@lenowisco.org">dmiller@lenowisco.org</a></p> <p>Marshall Tipton, Chairman</p> <p>Thomas Lawson, Planner Email: <a href="mailto:tlawson@lenowisco.org">tlawson@lenowisco.org</a></p>
2	Cumberland Plateau PDC	<p>Address/Phone: P.O. Box 548 Lebanon, VA 24266 (276) 889-1778</p> <p>Contacts: Scotty Wampler, Executive Director Email: <a href="mailto:swampler@cppdc.org">swampler@cppdc.org</a></p> <p>Steve Breeding, Chairman</p> <p>Angie Beavers, Planner Email: <a href="mailto:angiebeavers@bvunet.net">angiebeavers@bvunet.net</a></p>
3	Mount Rogers PDC	<p>Address/Phone: 1021 Terrace Drive Marion, VA 24354 (276) 783-5103</p> <p>Contacts: Aaron Sizemore, Executive Director Email: <a href="mailto:ASizemore@mrpdc.org">ASizemore@mrpdc.org</a></p> <p>Willie Greene, Chairman</p> <p>Mason Gragg, Planner Email: <a href="mailto:mgragg@mrpdc.org">mgragg@mrpdc.org</a></p>

District	Planning District Commission	Contact Information
4	New River Valley Regional Commission	<p>Address/Phone: 6580 Valley Center Drive, Suite 124 Radford, VA 24141 (540) 639-9313</p> <p>Contacts: Kevin Byrd, Executive Director Email: <a href="mailto:kbyrd@nrvc.org">kbyrd@nrvc.org</a></p> <p>Hil Johnson, Chairman</p> <p>Elijah Sharp, Planner Email: <a href="mailto:esharp@nrvc.org">esharp@nrvc.org</a></p>
5	Roanoke Valley/Alleghany Regional Commission	<p>Address/Phone: P.O. Box 2569 Roanoke, VA 24010 (540) 343-4417</p> <p>Contacts: Jeremy Holmes, Executive Director Email: <a href="mailto:jholmes@rvarc.org">jholmes@rvarc.org</a></p> <p>Temple Kessinger, Jr., Chairman</p> <p>Alison Stinnette, Planner Email: <a href="mailto:astinnette@rvarc.org">astinnette@rvarc.org</a></p> <p>Jonathan Stanton, Planner Email: <a href="mailto:jstanton@rvarc.org">jstanton@rvarc.org</a></p>
6	Central Shenandoah Planning District Commission	<p>Address/Phone: 112 MacTanly Place Staunton, VA 24401-2373 (540) 885-5174</p> <p>Contacts: Bonnie Riedesel, Executive Director Email: <a href="mailto:Bonnie@cspdc.org">Bonnie@cspdc.org</a></p> <p>Scott Seaton, Chairman</p> <p>Ann Cundy, Planner – Director of Transportation Email: <a href="mailto:ann@cspdc.org">ann@cspdc.org</a></p>

District	Planning District Commission	Contact Information
7	Northern Shenandoah Valley Regional Commission	<p>Address/Phone: 400 E. Kendrick Lane Front Royal, VA 22630 (540) 636-8800</p> <p>Contacts: Brandon Davis, Executive Director Email: <a href="mailto:BDavis@nsvregion.org">BDavis@nsvregion.org</a></p> <p>Dennis Morris, Chairman Karen Taylor, Planner Email: <a href="mailto:ktaylor@nsvregion.org">ktaylor@nsvregion.org</a></p>
8	Northern Virginia Regional Commission	<p>Address/Phone: 3040 Williams Dr., Suite 200 Fairfax, VA 22031 (703) 642-0700</p> <p>Contacts: Robert W. Lazaro, Executive Director Email: <a href="mailto:rlazaro@novaregion.org">rlazaro@novaregion.org</a></p> <p>John T. Chapman, Chairman</p>
9	Rappahannock-Rapidan Regional Commission	<p>Address/Phone: 420 Southridge Parkway, Suite 106 Culpeper, VA 22701 (540) 829-7450</p> <p>Contacts: Patrick Mauney, Executive Director Email: <a href="mailto:plmauney@rrregion.org">plmauney@rrregion.org</a></p> <p>Fred Catlin, Chairman</p> <p>John Otto, Planner Email: <a href="mailto:jotto@rrregion.org">jotto@rrregion.org</a></p>
10	Thomas Jefferson Planning District Commission	<p>Address/Phone: P.O. Box 1505 Charlottesville, VA 22902 (434) 979-1597</p> <p>Contacts: Christine Jacobs, Executive Director Email: <a href="mailto:cjacobs@tjpd.org">cjacobs@tjpd.org</a></p> <p>Ned Gallaway, Chairman</p> <p>Sandy Shackelford, Director of Planning &amp; Transportation Email: <a href="mailto:sshackelford@tjpd.org">sshackelford@tjpd.org</a></p>

District	Planning District Commission	Contact Information
11	Central Virginia Planning District Commission	<p>Address/Phone: 828 Main Street, 12th Floor Lynchburg, VA 24504 (434) 845-3491</p> <p>Contacts: Alexander Brebner, Executive Director Email: <a href="mailto:alec.brebner@cvpdc.org">alec.brebner@cvpdc.org</a></p> <p>Frank Rogers, Chairman</p> <p>Sandy Dobyons, Finance Director Email: <a href="mailto:sandy.dobyons@cvpdc.org">sandy.dobyons@cvpdc.org</a></p>
12	West Piedmont Planning District Commission	<p>Address/Phone: P.O. Box 5268; 1100 Madison Street Martinsville, VA 24115-5268 (276) 638-3987</p> <p>Contacts: Michael Armbrister, Executive Director Email: <a href="mailto:marmbrister@wppdc.org">marmbrister@wppdc.org</a></p> <p>Jim Adams, Chairman</p> <p>Joseph Bonanno, Planner Email: <a href="mailto:jbbonanno@wppdc.org">jbbonanno@wppdc.org</a></p>
13	Southside Planning District Commission	<p>Address/Phone: P.O. Box 150 200 South Mecklenburg Avenue South Hill, VA 23970 (434) 447-7101 Ext. 209</p> <p>Contacts: Deborah B. Gosney, Executive Director Email: <a href="mailto:dgosney@southsidepdc.org">dgosney@southsidepdc.org</a></p> <p>Tom Tanner, Chairman</p> <p>Chad Neese, Planner Email: <a href="mailto:cneese@southsidepdc.org">cneese@southsidepdc.org</a></p>
14	Commonwealth Regional Council	<p>Address/Phone: P.O. Box P, One Mill Street, Suite 202 Farmville, VA 23901 (434) 392-6104</p> <p>Contacts: Melody Foster, Executive Director Email: <a href="mailto:mfoster@virginiashheartland.org">mfoster@virginiashheartland.org</a></p> <p>J. David Emert, Chairman</p> <p>Lauren Jones, Planner Email: <a href="mailto:ljones@virginiashheartland.org">ljones@virginiashheartland.org</a></p>

District	Planning District Commission	Contact Information
15	Richmond Regional Planning District Commission	<p>Address/Phone: 424 Hull Street, Suite 200 Richmond, VA 23224 (804) 323-2033</p> <p>Contacts: Martha Shickle, Executive Director Email: <a href="mailto:martha@planva.org">martha@planva.org</a></p> <p>Sean Davis, Chairman</p> <p>Chet Parsons, Planner Email: <a href="mailto:cparsons@planva.org">cparsons@planva.org</a></p>
16	George Washington Regional Commission	<p>Address/Phone: 406 Princess Anne Street Fredericksburg, VA 22404 (540) 642-1580</p> <p>Contacts: Chip Boyles, Executive Director Email: <a href="mailto:chip.boyles@gwregion.org">chip.boyles@gwregion.org</a></p> <p>Jim Howard, Chairman</p> <p>Kate Gibson, Planner Email: <a href="mailto:kate.gibson@gwregion.org">kate.gibson@gwregion.org</a></p>
17	Northern Neck Planning District Commission	<p>Address/Phone: P.O. Box 1600 Warsaw, VA 22572 (804) 333-1900</p> <p>Contacts: Jerry W. Davis, Executive Director Email: <a href="mailto:jdavis@nnpdc17.state.va.us">jdavis@nnpdc17.state.va.us</a></p> <p>James Long, Chairman</p> <p>John Bateman, Planner Email: <a href="mailto:jbateman@nnpdc17.state.va.us">jbateman@nnpdc17.state.va.us</a></p>
18	Middle Peninsula Planning District Commission	<p>Address/Phone: P.O. Box 286 Saluda, VA 23149 (804) 758-2311</p> <p>Contacts: Lewis Lawrence, Executive Director Email: <a href="mailto:llawrence@mppdc.com">llawrence@mppdc.com</a></p> <p>Edwin E. "Bud" Smith, Chairman</p> <p>Curt Smith, Planner Email: <a href="mailto:csmith@mppdc.com">csmith@mppdc.com</a></p>

District	Planning District Commission	Contact Information
19	Crater Planning District Commission	<p>Address/Phone:  P.O. Box 1808  1964 Wakefield Street  Petersburg, VA 23805  (804) 861-1666</p> <p>Contacts:  Jay Ellington, Executive Director  Email: <a href="mailto:jellington@craterpdc.org">jellington@craterpdc.org</a></p> <p>Michelle Johnson, Chairman</p> <p>Ron Svejkovsky, Planner  Email: <a href="mailto:svejkovsky@craterpdc.org">svejkovsky@craterpdc.org</a></p>
22	Accomack-Northampton Planning District Commission	<p>Address/Phone:  P.O. Box 417  Accomac, VA 23301  (757) 787-2936</p> <p>Contacts:  Elaine Meil, Executive Director  Email: <a href="mailto:emeil@a-npdc.org">emeil@a-npdc.org</a></p> <p>Oliver Bennett, Chairman</p> <p>Ashley Mills, Planner  Email: <a href="mailto:amills@esvaplan.org">amills@esvaplan.org</a></p>
23	Hampton Roads Planning District Commission	<p>Address/Phone:  723 Woodlake Drive  Chesapeake, VA 23320  (757) 420-8300</p> <p>Contacts:  Robert Crum, Jr., Executive Director  Email: <a href="mailto:rcrum@hrpdcva.gov">rcrum@hrpdcva.gov</a></p> <p>Mayor Douglas G. Pons, City of Williamsburg, Chairman</p> <p>Dale Stith, Planner  Email: <a href="mailto:dstith@hrtpo.org">dstith@hrtpo.org</a></p>

# APPENDIX D

## Statements of Certification

## **Certification of the Statewide Transportation Planning and Programming Process**

The Virginia Department of Transportation certifies that its statewide transportation planning process is addressing the major issues facing the State and its non-urbanized areas, and is being carried out in accordance with the following requirements:

- I. 23 U.S.C. 134 and 135, 49 U.S.C. 5303 and 5304, and 23 CFR Subparts B;
- II. Title VI of the Civil Rights Act of 1964, as amended (42 U.S.C. 2000d-1), 49 CFR Part 21, and 23 CFR Part 200;
- III. 49 U.S.C. 5332, prohibiting discrimination on the basis of race, color, religion, national origin, sex, disability, or age in public transportation;
- IV. Section 1101(b) of the FAST Act (Pub. L. 114-94) and 49 CFR part 26 regarding the involvement of disadvantaged business enterprises in USDOT funded projects;
- V. 23 CFR part 230, regarding the implementation of an equal employment opportunity program on Federal and Federal-aid highway construction contracts;
- VI. The provisions of the Americans with Disabilities Act of 1990 (42 U.S.C. 12101 et seq.) and 49 CFR parts 27, 37 and 38;
- VII. In States containing nonattainment and maintenance areas, sections 174 and 176 (c) and (d) of the Clean Air Act, as amended (42 U.S.C. 7504, 7506 (c) and (d)) and 40 CFR part 93;
- VIII. The Older Americans Act, as amended (42 U.S.C. 6101), prohibiting discrimination on the basis of age in programs or activities receiving Federal financial assistance;
- IX. Section 162(a) of the Federal Aid Highway Act of 1973 (23 USC 324), regarding the prohibition of discrimination based on sex;
- X. Section 504 of the Rehabilitation Act of 1973 (29 U.S.C. 794) and 49 CFR part 27 regarding discrimination against individuals with disabilities;
- XI. The Uniform Relocation Assistance and Real Property Acquisition Policies Act of 1970, (42 U.S.C. §4601), regarding the prohibition of unfair treatment of persons displaced or whose property has been acquired because of Federal or Federal-aid programs and projects;



**Certification of the Statewide Transportation Planning and Programming Process (cont.)**

- XII. The Civil Rights Restoration Act of 1987, (PL 100-209), which broadened the scope, coverage and applicability of Title VI of the Civil Rights Act of 1964, The Age Discrimination Act of 1975 and Section 504 of the Rehabilitation Act of 1973.

  
Signature

Stephen C. Brich, P.E.  
Printed Name

Commissioner of Highways  
Title

7/31/2023  
Date


### Statewide Transportation Planning Process Certification

In accordance with 23 CFR 450.336, the Bristol Metropolitan Planning Organization, the Tennessee Department of Transportation, and the Virginia Department of Transportation hereby certifies that the metropolitan transportation planning process is addressing major issues facing the Bristol, TN-VA urbanized area, and is being carried out in accordance with the following requirements:

- I. 23 U.S.C. 134 and 135, 49 USC 5303 and 5304 (Highways and Transit).
- II. Title VI of the Civil Rights Act of 1964, as amended (42 U.S.C. 2000 d-1) and 49 CFR part 21.
- III. 49 U.S.C. 5332, prohibiting discrimination on the basis of race, color, creed, national origin, sex, or age in employment or business opportunity.
- IV. 49 CFR part 26 regarding the involvement of disadvantaged business enterprises in USDOT-funded projects.
- V. 23 CFR part 230, regarding the implementation of an equal employment opportunity program on Federal and Federal-aid highway construction projects.
- VI. Provisions of the Americans with Disabilities Act of 1990 (42 U.S.C. 12101 et seq) and 49 CFR parts 27, 37, and 38.
- VII. In states containing nonattainment and maintenance areas, sections 174 and 176 (c) and (d) of the Clean Air Act, as amended, 42 U.S.C. 7504, 7506 (c) and (d), and 40 CFR part 93.
- VIII. The Older Americans Act, as amended (42 U.S.C. 6101), prohibiting discrimination on the basis of age in programs or activities receiving Federal financial assistance.
- IX. Section 324 of Title 23 U.S.C. regarding the prohibition of discrimination based on gender.
- X. Section 504 of the Rehabilitation Act of 1973 (29 U.S.C. 794) and 49 CFR part 27 regarding discrimination against individuals with disabilities.

  
Ambre Torbett, Chair  
Bristol MPO Executive board  
Date 12/10/22

  
Tyler Gillenwater  
Bristol MPO Staff  
Date 12/16/22

  
Tabitha Crowder  
Bristol District Engineer  
Virginia Department of Transportation  
Date 12/19/22

\_\_\_\_\_  
Ronnie Porter  
Director, TDOT Program Development  
& Administration Division  
Date



# CVTPO

## Central Virginia Transportation Planning Organization

### METROPOLITAN TRANSPORTATION PLANNING PROCESS SELF-CERTIFICATION STATEMENT

In accordance with 23 CFR 450.336, the Virginia Department of Transportation and the Central Virginia Transportation Planning Organization for the Lynchburg urbanized area hereby certify that the transportation planning process is being conducted in accordance with all applicable requirements of:

- (1) 23 U.S.C. 134, 49 U.S.C. 5303, and 23 CFR part 450 Subpart C (Metropolitan Planning);
- (2) In nonattainment and maintenance areas, sections 174 and 176 (c) and (d) of the Clean Air Act, as amended (42 U.S.C. 7504, 7506 (c) and (d)) and 40 CFR part 93 (Conformity Determination);
- (3) Title VI of Civil Rights Act of 1964, as amended (42 U.S.C. 2000d-1), 49 CFR part 21;
- (4) 49 U.S.C. 5332 prohibiting discrimination on the basis of race, color, creed, national origin, sex, or age in employment or business opportunity;
- (5) Section 1101(b) of the FAST ACT (Pub. L. 114-357) and 49 CFR part 26 regarding the involvement of disadvantaged business enterprises in USDOT funded projects (DBE Involvement);
- (6) 23 CFR part 230, regarding the implementation of an equal employment opportunity program on Federal and Federal-aid highway construction contracts;
- (7) The provisions of the Americans with Disabilities Act of 1990 (42 U.S.C. 12101 et seq.) and 49 CFR parts 27, 37, and 38;
- (8) The Older Americans Act, as amended (42 U.S.C. 6101), prohibiting discrimination on the basis of age in programs or activities receiving Federal financial assistance;
- (9) Section 324 of Title 23, U.S.C., regarding the prohibition of discrimination based on gender; and
- (10) Section 504 of the Rehabilitation Act of 1973 (29 U.S.C. 794) and 49 CFR part 27 regarding discrimination against individuals with disabilities

Central Virginia MPO

Signature

Secretary, CVTPO  
Title

March 20, 2023  
Date

Virginia Department of Transportation

Signature

District Planning Manager, VDOT-Lynchburg District  
Title

March 20, 2023  
Date

**Metropolitan Transportation Planning Process  
Self-Certification Statement**

In accordance with 23 CFR 450.336, the Virginia Department of Transportation and the Charlottesville-Albemarle Metropolitan Planning Organization for the City of Charlottesville and the urbanized area of Albemarle County hereby certify that the transportation planning process is addressing the major issues in the metropolitan planning area and is being conducted in accordance with all applicable requirements of:

- I. 23 U.S.C. 134 and 135, 49 U.S.C. 5303 and 5304, and this part;
- II. Title VI of the Civil Rights Act of 1964, as amended (42 U.S.C. 2000d-1) & 49 CFR part 21;
- III. 49 U.S.C. 5332, prohibiting discrimination on the basis of race, color, creed, national origin, sex, or age in employment or business opportunity;
- IV. Section 1101(b) of the SAFETEA-LU (Pub. L. 109-59) and 49 CFR part 26 regarding the involvement of disadvantaged business enterprises in USDOT funded projects;
- V. 23 CFR part 230, regarding the implementation of an equal employment opportunity program on Federal and Federal-aid highway construction contracts;
- VI. The provisions of the Americans with Disabilities Act of 1990 (42 U.S.C. 12101 et seq.) and 49 CFR parts 27, 37 and 38;
- VII. In States containing nonattainment and maintenance areas, sections 174 and 176 (c) and (d) of the Clean Air Act, as amended (42 U.S.C. 7504, 7506 (c) and (d)) and 40 CFR part 93;
- VIII. The Older Americans Act, as amended (42 U.S.C. 6101), prohibiting discrimination on the basis of age in programs or activities receiving Federal financial assistance;
- IX. Section 324 of title 23 U.S.C., regarding the prohibition of discrimination based on gender; and
- X. Section 504 of the Rehabilitation Act of 1973 (29 U.S.C. 794) and 49 CFR part 27 regarding discrimination against individuals with disabilities.

Charlottesville-Albemarle MPO

  
Signature

Christine E. Jacobs  
Printed Name

Executive Director  
Title

5/9/2023  
Date

Virginia Department of Transportation

  
Signature

Sean Nelson  
Printed Name

District Engineer  
Title

5/24/2023  
Date

**METROPOLITAN TRANSPORTATION PLANNING PROCESS  
SELF-CERTIFICATION STATEMENT  
2023**

In accordance with 23 CFR 450.336, the Virginia Department of Transportation and the Danville Metropolitan Planning Organization for the Danville-Pittsylvania County urbanized area hereby certify that the transportation planning process is being conducted in accordance with all applicable requirements of:

- (1) 23 U.S.C. 134, 49 U.S.C. 5303, and 23 CFR part 450 Subpart C (Metropolitan Planning);
- (2) In nonattainment and maintenance areas, sections 174 and 176 (c) and (d) of the Clean Air Act, as amended (42 U.S.C. 7504, 7506 (c) and (d)) and 40 CFR part 93 (Conformity Determination);
- (3) Title VI of Civil Rights Act of 1964, as amended (42 U.S.C. 2000d-1), 49 CFR part 21;
- (4) 49 U.S.C. 5332 prohibiting discrimination on the basis of race, color, creed, national origin, sex, or age in employment or business opportunity;
- (5) Section 1101(b) of the FAST ACT (Pub. L. 114-357) and 49 CFR part 26 regarding the involvement of disadvantaged business enterprises in USDOT funded projects (DBE Involvement);
- (6) 23 CFR part 230, regarding the implementation of an equal employment opportunity program on Federal and Federal-aid highway construction contracts;
- (7) The provisions of the Americans with Disabilities Act of 1990 (42 U.S.C. 12101 et seq.) and 49 CFR parts 27, 37, and 38;
- (8) The Older Americans Act, as amended (42 U.S.C. 6101), prohibiting discrimination on the basis of age in programs or activities receiving Federal financial assistance;
- (9) Section 324 of Title 23, U.S.C., regarding the prohibition of discrimination based on gender; and
- (10) Section 504 of the Rehabilitation Act of 1973 (29 U.S.C. 794) and 49 CFR part 27 regarding discrimination against individuals with disabilities.


Danville MPO

  
Signature

VICE-CHAIR  
Title

March 1, 2023  
Date

Virginia Department of Transportation

  
Signature

DISCREET PLANNER  
Title

MARCH 13, 2023  
Date

**DANVILLE URBANIZED AREA METROPOLITAN PLANNING ORGANIZATION**

**Statement of Certification**

**2023**

At a meeting of the Danville Urbanized Area Metropolitan Planning Organization (MPO) held on March 1, 2023, the following Resolution was adopted:

**WHEREAS**, the Annual Statement of Certification for the Danville Urbanized Area Metropolitan Planning Organization must be submitted to the Federal Highway Administration of the U.S. Department of Transportation; and

**WHEREAS**, the Statement of Certification document certifies that the transportation planning process is being carried out in conformance with all applicable requirements of:

- I. 49 U.S.C. Section 5323(k) and 23 U.S.C. 134;
- II. Title VI of the Civil Rights Act of 1964 and the Title VI Assurance executed by each State under 23 U.S.C. 324 and 29 U.S.C. 794;
- III. Section 1101 of the Transportation Equity Act for the 21<sup>st</sup> Century (Pub. L. 105-178) regarding the involvement of disadvantaged business enterprises in the FHWA and FTA funded project (Sec. 105(f), Pub. L. 97-424, 96 Stat. 2100, 49 CFR part 23);
- IV. The provisions of the Americans with Disabilities Act of 1990 (Pub. L. 101-336, 104 Sta. 327, as amended) and the U.S. DOT implementing regulation;
- V. The provisions of 49 CFR part 40 regarding restrictions on influencing certain activities; and [Sections 174 and 176 (c) and (d) of the Clean Air Act as amended, 42 U.S.C. 7504, 7506(c) and (d) – are not applicable as Danville MPO is in an attainment area.]

**NOW THEREFORE BE IT RESOLVED** that the Danville MPO hereby endorses the Statement of Certification dated March 1, 2023 evidenced in this resolution and the attached document to this resolution.

**Certification**


The undersigned duly qualified and acting as an officer of the Danville Urbanized Area Metropolitan Planning Organization certifies that the foregoing is a true and correct copy of a resolution, adopted at a legally convened meeting of the Board of the Danville Urbanized Area Metropolitan Planning Organization held on March 1, 2023.

Signed

Printed

Title

Date

  
\_\_\_\_\_  
LEE VOGLER  
\_\_\_\_\_  
VICE-CHAIR  
\_\_\_\_\_  
MARCH 1, 2023  
\_\_\_\_\_

METROPOLITAN TRANSPORTATION PLANNING PROCESS  
SELF-CERTIFICATION STATEMENT

In accordance with 23 CFR 450.336, the Virginia Department of Transportation and the Fredericksburg Area Metropolitan Planning Organization for the Fredericksburg, Virginia urbanized area hereby certify that the transportation planning process is being conducted in accordance with all applicable requirements of:

- (1) 23 U.S.C. 134, 49 U.S.C. 5303, and 23 CFR part 450 Subpart C (Metropolitan Planning);
- (2) In nonattainment and maintenance areas, sections 174 and 176 (c) and (d) of the Clean Air Act, as amended (42 U.S.C. 7504, 7506 (c) and (d)) and 40 CFR part 93 (Conformity Determination);
- (3) Title VI of Civil Rights Act of 1964, as amended (42 U.S.C. 2000d-1), 49 CFR part 21;
- (4) 49 U.S.C. 5332 prohibiting discrimination on the basis of race, color, creed, national origin, sex, or age in employment or business opportunity;
- (5) Section 1101(b) of the Infrastructure Investment and Jobs Act (Pub. L. 117-58) and 49 CFR part 26 regarding the involvement of disadvantaged business enterprises in USDOT funded projects (DBE Involvement);
- (6) 23 CFR part 230, regarding the implementation of an equal employment opportunity program on Federal and Federal-aid highway construction contracts;
- (7) The provisions of the Americans with Disabilities Act of 1990 (42 U.S.C. 12101 et seq.) and 49 CFR parts 27, 37, and 38;
- (8) The Older Americans Act, as amended (42 U.S.C. 6101), prohibiting discrimination on the basis of age in programs or activities receiving Federal financial assistance;
- (9) Section 324 of Title 23, U.S.C., regarding the prohibition of discrimination based on gender; and
- (10) Section 504 of the Rehabilitation Act of 1973 (29 U.S.C. 794) and 49 CFR part 27 regarding discrimination against individuals with disabilities.

Fredericksburg Area MPO



Signature

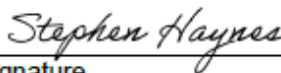
Executive Director, GWRC

Title

02/24/2023

Date

Virginia Department of Transportation



Signature

VDOT Fred District Planning Mngr

Title

02/24/2023

Date

**METROPOLITAN TRANSPORTATION PLANNING PROCESS  
SELF-CERTIFICATION STATEMENT (2023)**

In accordance with 23 CFR 450.336, the Harrisonburg-Rockingham Metropolitan Planning Organization (HRMPO), and the Virginia Department of Transportation (VDOT) hereby certify that the metropolitan transportation planning process is addressing regional issues in the Harrisonburg and Rockingham County urbanized area, and is being conducted in accordance with all applicable requirements of:

- (1) 23 U.S.C. 134 and 135, 49 U.S.C. 5303 and 5304 (Highways and Transit);
- (2) In nonattainment and maintenance areas, sections 174 and 176 (c) and (d) of the Clean Air Act, as amended (42 U.S.C. 7504, 7506 (c) and (d)) and 40 CFR part 93 (Conformity Determination);
- (3) Title VI of Civil Rights Act of 1964, as amended (42 U.S.C. 2000d-1), 49 CFR part 21;
- (4) 49 U.S.C. 5332 prohibiting discrimination on the basis of race, color, creed, national origin, sex, or age in employment or business opportunity;
- (5) 49 CFR part 26 regarding the involvement of disadvantaged business enterprises in USDOT funded projects;
- (6) 23 CFR part 230, regarding the implementation of an equal employment opportunity program on Federal and Federal-aid highway construction contracts;
- (7) The provisions of the Americans with Disabilities Act of 1990 (42 U.S.C. 12101 et seq.) and 49 CFR parts 27, 37, and 38;
- (8) The Older Americans Act, as amended (42 U.S.C. 6101), prohibiting discrimination on the basis of age in programs or activities receiving Federal financial assistance;
- (9) Section 324 of Title 23, U.S.C., regarding the prohibition of discrimination based on gender; and
- (10) Section 504 of the Rehabilitation Act of 1973 (29 U.S.C. 794) and 49 CFR part 27 regarding discrimination against individuals with disabilities.

Harrisonburg-Rockingham MPO

*Bernie S. Riedesel*

Signature

Secretary/Treasurer

Title

March 21, 2023

Date

Virginia Department of Transportation

*D. A. Stevens*

Signature

District Engineer

Title

3/27/2023

Date




**CERTIFICATION OF THE TRANSPORTATION PLANNING AND PROGRAMMING PROCESS**

The Hampton Roads Transportation Planning Organization, Virginia Department of Transportation, and Virginia Department of Rail and Public Transportation hereby certify that the conduct of the metropolitan planning and programming process complies with all applicable requirements as listed below, and that this process includes activities that support the development and implementation of the Long-Range Transportation Plan and associated Regional Conformity Assessment (as applicable), the Transportation Improvement Program and associated Regional Conformity Assessment (as applicable), and the Unified Planning Work Program.

1. 23 U.S.C. 134, 49 U.S.C. 5303, and 23 CFR part 450.336 (a);
2. Sections 174 and 176 (c) and (d) of the Clean Air Act, as amended (42 U.S.C. 7504, 7506 (c) and (d)) and 40 CFR part 93;
3. Title VI of the Civil Rights Act of 1964, as amended (42 U.S.C. 2000d-1) and 49 CFR part 21;
4. 49 U.S.C. 5332, prohibiting discrimination on the basis of race, color, creed, national origin, sex, or age in employment or business opportunity;
5. Section 1101(b) of the FAST Act (Pub. L. 114-357 and 49 CFR part 26 regarding the involvement of disadvantaged business enterprises in USDOT funded projects;
6. 23 CFR part 230, regarding the implementation of an equal employment opportunity program on Federal and Federal-aid highway construction contracts;
7. The provisions of the Americans with Disabilities Act of 1990 (42 U.S.C. 12101 *et seq.*) and 49 CFR parts 27, 37, and 38;
8. The Older Americans Act, as amended (42 U.S.C. 6101), prohibiting discrimination on the basis of age in programs or activities receiving Federal financial assistance;
9. Section 324 of title 23 U.S.C. regarding the prohibition of discrimination based on gender; and
10. Section 504 of the Rehabilitation Act of 1973 (29 U.S.C. 794) and 49 CFR part 27 regarding discrimination against individuals with disabilities.

**Hampton Roads Transportation  
Planning Organization**

  
Signature

Robert A. Crum, Jr.  
Printed Name

Executive Director  
Title

5/8/2023  
Date

**Virginia Department of  
Transportation**


  
Signature

Christopher G. Hall  
Printed Name

Hampton Roads District Engineer  
Title

5/8/2023  
Date

**Virginia Department of  
Rail & Public Transportation**

  
Signature

Jennifer DeBruhl  
Printed Name

Director  
Title

5/8/2023  
Date

## METROPOLITAN TRANSPORTATION PLANNING PROCESS CERTIFICATION

In accordance with 23 CFR 450.336, the Kingsport Metropolitan Transportation Planning Organization and the Virginia Department of Transportation hereby certify that the metropolitan transportation planning process is addressing major issues facing the Kingsport, TN-VA urbanized area, and is being carried out in accordance with the following requirements:

- I. 23 U.S.C. 134 and 135, 49 U.S.C. 5303 and 5304 (Highways and Transit).
- II. Title VI of the Civil Rights Act of 1964, as amended (42 U.S.C. 2000 d-1) and 49 CFR part 21.
- III. 49 U.S.C. 5332, prohibiting discrimination on the basis of race, color, creed, national origin, sex, or age in employment or business opportunity.
- IV. Section 1101 (b) of the FAST-Act (Pub. L 114-357) and 49 CFR part 26 regarding the involvement of disadvantaged business enterprises in USDOT-funded projects.
- V. 23 CFR part 230, regarding the implementation of an equal employment opportunity program on Federal and Federal-aid highway construction contracts.
- VI. Provisions of the Americans with Disabilities Act of 1990 (42 U.S.C. 12101 et seq) and 49 CFR parts 27, 37, and 38.
- VII. In nonattainment and maintenance areas, sections 174 and 176 (c) and (d) of the Clean Air Act, as amended, 42 U.S.C. 7504, 7506 (c) and (d), and 40 CFR part 93.
- VIII. The Older Americans Act, as amended (42 U.S.C. 6101), prohibiting discrimination on the basis of age in programs or activities receiving Federal financial assistance.
- IX. Section 324 of Title 23 U.S.C. regarding the prohibition of discrimination based on gender.
- X. Section 504 of the Rehabilitation Act of 1973 (29 U.S.C. 794) and 49 CFR part 27 regarding discrimination against individuals with disabilities.

  
Jimmy Adkins, Vice-Chairman  
Kingsport MTPO Executive Board  
Date 5-11-23

  
Lesley Phillips  
Kingsport MTPO Coordinator  
Date 5/11/23

  
Tabitha Crowder  
Bristol District Engineer  
Virginia Department of Transportation  
Date 5/15/23

**New River Valley  
Metropolitan Planning Organization**

755 Roanoke Street, Suite 2I  
Christiansburg, VA 24073

**METROPOLITAN TRANSPORTATION PLANNING PROCESS  
SELF-CERTIFICATION STATEMENT**

In accordance with 23 CFR 450.336, the Virginia Department of Transportation and the New River Valley Metropolitan Planning Organization for the Blacksburg urbanized area hereby certifies that the transportation planning process is being conducted in accordance with all applicable requirements of:

- (1) [23 U.S.C. 134](#), [49 U.S.C. 5303](#), and this subpart;
- (2) In nonattainment and maintenance areas, sections 174 and 176(c) and (d) of the Clean Air Act, as amended ([42 U.S.C. 7504](#), [7506\(c\)](#) and [\(d\)](#)) and [40 CFR part 93](#);
- (3) Title VI of the Civil Rights Act of 1964, as amended ([42 U.S.C. 2000d-1](#)) and [49 CFR part 21](#);
- (4) [49 U.S.C. 5332](#), prohibiting discrimination on the basis of race, color, creed, national origin, sex, or age in employment or business opportunity;
- (5) Section 1101(b) of the FAST Act ([Pub. L. 114-357](#)) and [49 CFR part 26](#) regarding the involvement of disadvantaged business enterprises in DOT funded projects;
- (6) [23 CFR part 230](#), regarding the implementation of an equal employment opportunity program on Federal and Federal-aid highway construction contracts;
- (7) The provisions of the Americans with Disabilities Act of 1990 ([42 U.S.C. 12101 et seq.](#)) and [49 CFR parts 27, 37, and 38](#);
- (8) The Older Americans Act, as amended ([42 U.S.C. 6101](#)), prohibiting discrimination on the basis of age in programs or activities receiving Federal financial assistance;
- (9) [Section 324 of title 23 U.S.C.](#) regarding the prohibition of discrimination based on gender; and
- (10) Section 504 of the Rehabilitation Act of 1973 ([29 U.S.C. 794](#)) and [49 CFR part 27](#) regarding discrimination against individuals with disabilities.

New River Valley MPO

Signature                     Dan Bough                      
Title                     Executive Director                      
Date                     05/04/23                    

Virginia Department of Transportation

Signature                     Mikal W. Jorg                      
Title                     Salem District Planning Manager                      
Date                     05/27/23



**POLICY BOARD AGENDA 5/18/23; ITEM B-2.**

**MPO Self-Certification**

**Richmond Regional Transportation Planning Organization**

On motion by Kevin P. Carroll, seconded by Cynthia I. Newbille, the members of the RRTPO Policy Board voted to approve the following resolution:

**Resolved**, that the Richmond Regional Transportation Planning Organization hereby certifies that in accordance with 23 Code of Federal Regulations (CFR) Part 450 Section 336 Self-certification and Federal certifications, the metropolitan transportation planning process is being carried out in accordance with all applicable requirements including:

1. 23 U.S.C. 134, 49 U.S.C. 5303, and 23 CFR 450.336;
2. Sections 174 and 176(c) and (d) of the Clean Air Act, as amended (42 U.S.C. 7504, 7506(c) and (d)) and 40 CFR part 93;
3. Title VI of the Civil Rights Act of 1964, as amended (42 U.S.C. 2000d-1) and 49 CFR part 21;
4. 49 U.S.C. 5332, prohibiting discrimination on the basis of race, color, creed, national origin, sex, or age in employment or business opportunity;
5. Section 1101(b) of the FAST Act (Pub. L. 114-357) and 49 CFR part 26 regarding the involvement of disadvantaged business enterprises in DOT funded projects;
6. 23 CFR part 230, regarding the implementation of an equal employment opportunity program on Federal and Federal-aid highway construction contracts;
7. The provisions of the Americans with Disabilities Act of 1990 (42 U.S.C. 12101 et seq.) and 49 CFR parts 27, 37, and 38;
8. The Older Americans Act, as amended (42 U.S.C. 6101), prohibiting discrimination on the basis of age in programs or activities receiving Federal financial assistance;
9. Section 324 of title 23 U.S.C. regarding the prohibition of discrimination based on gender; and
10. Section 504 of the Rehabilitation Act of 1973 (29 U.S.C. 794) and 49 CFR part 27 regarding discrimination against individuals with disabilities.

\*\*\*\*\*

This is to certify that the Richmond Regional Transportation Planning Organization (RRTPO) Policy Board approved the above resolution at its meeting held May 18, 2023.

Attest:

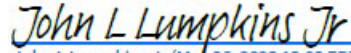


Chet Parsons  
RRTPO Secretary

5/22/23

Date:

Richmond Regional Transportation  
Planning Organization



John L. Lumpkins Jr (May 26, 2023 13:08 EDT)

John L. Lumpkins, RRTPO Chair

5/26/23

Date

Attest:



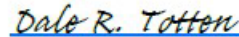
Mark Riblett (May 26, 2023 11:41 EDT)

Mark Riblett  
Assistant Richmond District Engineer

5/26/23

Date:

Virginia Department of  
Transportation



Dale R. Totten (May 26, 2023 12:37 EDT)

Dale Totten  
Richmond District Engineer

5/26/23

Date

***METROPOLITAN TRANSPORTATION PLANNING AND PROGRAMMING PROCESS  
SELF-CERTIFICATION STATEMENT***

In accordance with 23 CFR 450.336, the Virginia Department of Transportation, the Virginia Department of Rail and Public Transportation, and the Roanoke Valley Transportation Planning Organization (d.b.a. RVTPO), but officially known as the Roanoke Valley Area Metropolitan Planning Organization) for the Roanoke, VA urbanized area hereby certify that the transportation planning and programming process is being conducted in accordance with all applicable requirements of:

- (1) 23 U.S.C. 134, 49 U.S.C. 5303, and 23 CFR part 450 Subpart C (Metropolitan Planning);
- (2) In nonattainment and maintenance areas, sections 174 and 176 (c) and (d) of the Clean Air Act, as amended (42 U.S.C. 7504, 7506 (c) and (d)) and 40 CFR part 93 (Conformity Determination);
- (3) Title VI of the Civil Rights Act of 1964, as amended (42 U.S.C. 2000d-1) & 49 CFR part 21;
- (4) 49 U.S.C. 5332, prohibiting discrimination on the basis of race, color, creed, national origin, sex, or age in employment or business opportunity;
- (5) Section 1101(b) of the FAST ACT (Pub. L. 114-357) and 49 CFR part 26 regarding the involvement of disadvantaged business enterprises in USDOT funded projects (DBE Involvement);
- (6) 23 CFR part 230, regarding the implementation of an equal employment opportunity program on Federal and Federal-aid highway construction contracts;
- (7) The provisions of the Americans with Disabilities Act of 1990 (42 U.S.C. 12101 et seq.) and 49 CFR parts 27, 37, and 38;
- (8) The Older Americans Act, as amended (42 U.S.C. 6101), prohibiting discrimination on the basis of age in programs or activities receiving Federal financial assistance;
- (9) Section 324 of Title 23 U.S.C., regarding the prohibition of discrimination based on gender; and
- (10) Section 504 of the Rehabilitation Act of 1973 (29 U.S.C. 794) and 49 CFR part 27 regarding discrimination against individuals with disabilities.

**TPO POLICY BOARD:** Cities of Roanoke and Salem; Counties of Bedford, Botetourt, Montgomery and Roanoke; Town of Vinton; Greater Roanoke Transit Company (*Valley Metro*); Roanoke-Blacksburg Regional Airport; Virginia Department of Rail & Public Transportation; Virginia Department of Transportation

Roanoke Valley Transportation Planning Organization

Roanoke Valley Area MPO



\_\_\_\_\_  
Signature

Jeremy Holmes  
Printed Name

Executive Director  
Title

June 29, 2023  
Date

Virginia Department of Transportation



\_\_\_\_\_  
Signature

Kenneth H. King Jr. PE  
Printed Name

Salem District Engineer  
Title

6-26-2023  
Date

**METROPOLITAN TRANSPORTATION PLANNING PROCESS  
SELF-CERTIFICATION STATEMENT (2023)**

In accordance with 23 CFR 450.336, the Staunton-Augusta-Waynesboro Metropolitan Planning Organization (SAWMPO), and the Virginia Department of Transportation (VDOT) hereby certify that the metropolitan transportation planning process is addressing regional issues in the Staunton, Augusta County, and Waynesboro urbanized area, and is being conducted in accordance with all applicable requirements of:

- (1) 23 U.S.C. 134 and 135, 49 U.S.C. 5303 and 5304 (Highways and Transit);
- (2) In nonattainment and maintenance areas, sections 174 and 176 (c) and (d) of the Clean Air Act, as amended (42 U.S.C. 7504, 7506 (c) and (d)) and 40 CFR part 93 (Conformity Determination);
- (3) Title VI of Civil Rights Act of 1964, as amended (42 U.S.C. 2000d-1), 49 CFR part 21;
- (4) 49 U.S.C. 5332 prohibiting discrimination on the basis of race, color, creed, national origin, sex, or age in employment or business opportunity;
- (5) 49 CFR part 26 regarding the involvement of disadvantaged business enterprises in USDOT funded projects;
- (6) 23 CFR part 230, regarding the implementation of an equal employment opportunity program on Federal and Federal-aid highway construction contracts;
- (7) The provisions of the Americans with Disabilities Act of 1990 (42 U.S.C. 12101 et seq.) and 49 CFR parts 27, 37, and 38;
- (8) The Older Americans Act, as amended (42 U.S.C. 6101), prohibiting discrimination on the basis of age in programs or activities receiving Federal financial assistance;
- (9) Section 324 of Title 23, U.S.C., regarding the prohibition of discrimination based on gender; and
- (10) Section 504 of the Rehabilitation Act of 1973 (29 U.S.C. 794) and 49 CFR part 27 regarding discrimination against individuals with disabilities.

Staunton-Augusta-Waynesboro MPO

*Bonnie S. Riedesel*

Signature

Secretary/Treasurer

Title

March 21, 2023

Date

Virginia Department of Transportation

*J. A. Stevens*

Signature

*District Engineer*

Title

*3/27/2023*

Date



TPB R17-2022  
June 15, 2022

NATIONAL CAPITAL REGION TRANSPORTATION PLANNING BOARD  
777 North Capitol Street, N.E.  
Washington, D.C. 20002

RESOLUTION ENDORSING THE 2022 CERTIFICATION OF THE METROPOLITAN  
TRANSPORTATION PLANNING PROCESS FOR THE NATIONAL CAPITAL REGION

WHEREAS, the National Capital Region Transportation Planning Board (TPB), as the federally designated metropolitan planning organization (MPO) for the Washington region, has the responsibility under the provisions of the Fixing America's Surface Transportation (FAST) Act, reauthorized November 15, 2021 when the Infrastructure Investment and Jobs Act (IIJA) was signed into law, for developing and carrying out a continuing, cooperative and comprehensive transportation planning process for the metropolitan area; and

WHEREAS, the Federal Planning Regulations of the Federal Transit Administration (FTA) and the Federal Highway Administration (FHWA) implementing the FAST Act, which became effective June 27, 2016, specify that "the state and MPO shall certify at least every four years that the metropolitan transportation planning process is addressing the major issues in the metropolitan planning area and is being carried out in accordance with all applicable requirements..."; and

WHEREAS, the Statement of Certification documenting how the TPB's planning process is being carried out and how the process is compliant with all of the applicable requirements is appended to this resolution; and

WHEREAS, a Statement of Certification has been prepared with signatures of officials from the District of Columbia Department of Transportation, the Maryland Department of Transportation, the Virginia Department of Transportation, and the TPB and is appended to this resolution.

NOW, THEREFORE BE IT RESOLVED THAT the National Capital Region Transportation Planning Board does hereby certify that the metropolitan transportation planning process is being carried out in conformance with all applicable requirements:

The appended Statement of Certification, dated June 15, 2022, which finds that the transportation planning process is addressing the major issues in the National Capital Region and that the process is being conducted in accordance with all applicable requirements, is hereby endorsed and the Chair of the TPB is authorized to sign it.


Adopted by the Transportation Planning Board at its regular meeting on June 15, 2022

**METROPOLITAN TRANSPORTATION PLANNING PROCESS  
SELF-CERTIFICATION  
FOR THE NATIONAL CAPITAL REGION**

June 15, 2022

In accordance with 23 CFR 450.334, the District Department of Transportation, the Maryland Department of Transportation, the Virginia Department of Transportation and the National Capital Region Transportation Planning Board (TPB) which is the Metropolitan Planning Organization for the Washington DC-MD-VA Urbanized Area, hereby certify that the transportation planning process is addressing the major issues in the metropolitan planning area and is being conducted in accordance with all the applicable requirements of:

- (1) 23 U.S.C. 134, 49 U.S.C. 5303, and 23 CFR part 450 (Metropolitan Planning);
- (2) In nonattainment and maintenance areas, sections 174 and 176 (c) and (d) of the Clean Air Act, as amended (42 U.S.C. 7504, 7506 (c) and (d)) and 40 CFR part 93 (Conformity Determination);
- (3) Title VI of Civil Rights Act of 1964, as amended (42 U.S.C. 2000d-1), 49 CFR part 21;
- (4) 49 U.S.C. 5332 prohibiting discrimination on the basis of race, color, creed, national origin, sex, or age in employment or business opportunity;
- (5) Section 1101(b) of MAP-21 (Pub. L.112-196) and 49 CFR part 26 regarding the involvement of disadvantaged business enterprises in USDOT funded projects (DBE Involvement);
- (6) 23 CFR part 230, regarding the implementation of an equal employment opportunity program on Federal and Federal-aid highway construction contracts;
- (7) The provisions of the Americans with Disabilities Act of 1990 (42 U.S.C. 12101 et seq.) and 49 CFR parts 27, 37, and 38;
- (8) The Older Americans Act, as amended (42 U.S.C. 6101), prohibiting discrimination on the basis of age in programs or activities receiving Federal financial assistance;
- (9) Section 324 of Title 23, U.S.C., regarding the prohibition of discrimination based on gender; and
- (10) Section 504 of the Rehabilitation Act of 1973 (29 U.S.C. 794) and 49 CFR part 27 regarding discrimination against individuals with disabilities.

  
Pam Sebesky, Chair

National Capital Transportation Planning Board (TPB)

  
Date

**METROPOLITAN TRANSPORTATION PLANNING PROCESS  
SELF-CERTIFICATION  
FOR THE NATIONAL CAPITAL REGION**

June 15, 2022

In accordance with 23 CFR 450.334, the District Department of Transportation, the Maryland Department of Transportation, the Virginia Department of Transportation and the National Capital Region Transportation Planning Board (TPB) which is the Metropolitan Planning Organization for the Washington DC-MD-VA Urbanized Area, hereby certify that the transportation planning process is addressing the major issues in the metropolitan planning area and is being conducted in accordance with all the applicable requirements of:

- (1) 23 U.S.C. 134, 49 U.S.C. 5303, and 23 CFR part 450 (Metropolitan Planning);
- (2) In nonattainment and maintenance areas, sections 174 and 176 (c) and (d) of the Clean Air Act, as amended (42 U.S.C. 7504, 7506 (c) and (d)) and 40 CFR part 93 (Conformity Determination);
- (3) Title VI of Civil Rights Act of 1964, as amended (42 U.S.C. 2000d-1), 49 CFR part 21;
- (4) 49 U.S.C. 5332 prohibiting discrimination on the basis of race, color, creed, national origin, sex, or age in employment or business opportunity;
- (5) Section 1101(b) of MAP-21 (Pub. L.112-196) and 49 CFR part 26 regarding the involvement of disadvantaged business enterprises in USDOT funded projects (DBE Involvement);
- (6) 23 CFR part 230, regarding the implementation of an equal employment opportunity program on Federal and Federal-aid highway construction contracts;
- (7) The provisions of the Americans with Disabilities Act of 1990 (42 U.S.C. 12101 et seq.) and 49 CFR parts 27, 37, and 38;
- (8) The Older Americans Act, as amended (42 U.S.C. 6101), prohibiting discrimination on the basis of age in programs or activities receiving Federal financial assistance;
- (9) Section 324 of Title 23, U.S.C., regarding the prohibition of discrimination based on gender; and
- (10) Section 504 of the Rehabilitation Act of 1973 (29 U.S.C. 794) and 49 CFR part 27 regarding discrimination against individuals with disabilities.



---

Everett Lott  
Director  
District Department of Transportation

---

6/13/22

Date

**METROPOLITAN TRANSPORTATION PLANNING PROCESS  
SELF-CERTIFICATION  
FOR THE NATIONAL CAPITAL REGION**

June 15, 2022

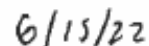
In accordance with 23 CFR 450.334, the District Department of Transportation, the Maryland Department of Transportation, the Virginia Department of Transportation and the National Capital Region Transportation Planning Board (TPB) which is the Metropolitan Planning Organization for the Washington DC-MD-VA Urbanized Area, hereby certify that the transportation planning process is addressing the major issues in the metropolitan planning area and is being conducted in accordance with all the applicable requirements of:

- (1) 23 U.S.C. 134, 49 U.S.C. 5303, and 23 CFR part 450 (Metropolitan Planning);
- (2) In nonattainment and maintenance areas, sections 174 and 176 (c) and (d) of the Clean Air Act, as amended (42 U.S.C. 7504, 7506 (c) and (d)) and 40 CFR part 93 (Conformity Determination);
- (3) Title VI of Civil Rights Act of 1964, as amended (42 U.S.C. 2000d-1), 49 CFR part 21;
- (4) 49 U.S.C. 5332 prohibiting discrimination on the basis of race, color, creed, national origin, sex, or age in employment or business opportunity;
- (5) Section 1101(b) of MAP-21 (Pub. L.112-196) and 49 CFR part 26 regarding the involvement of disadvantaged business enterprises in USDOT funded projects (DBE Involvement);
- (6) 23 CFR part 230, regarding the implementation of an equal employment opportunity program on Federal and Federal-aid highway construction contracts;
- (7) The provisions of the Americans with Disabilities Act of 1990 (42 U.S.C. 12101 et seq.) and 49 CFR parts 27, 37, and 38;
- (8) The Older Americans Act, as amended (42 U.S.C. 6101), prohibiting discrimination on the basis of age in programs or activities receiving Federal financial assistance;
- (9) Section 324 of Title 23, U.S.C., regarding the prohibition of discrimination based on gender; and
- (10) Section 504 of the Rehabilitation Act of 1973 (29 U.S.C. 794) and 49 CFR part 27 regarding discrimination against individuals with disabilities.



R. Earl Lewis

Deputy Secretary of Policy, Planning, and Enterprise Services  
Maryland Department of Transportation




Date

**METROPOLITAN TRANSPORTATION PLANNING PROCESS  
SELF-CERTIFICATION  
FOR THE NATIONAL CAPITAL REGION**

June 15, 2022

In accordance with 23 CFR 450.334, the District Department of Transportation, the Maryland Department of Transportation, the Virginia Department of Transportation and the National Capital Region Transportation Planning Board (TPB) which is the Metropolitan Planning Organization for the Washington DC-MD-VA Urbanized Area, hereby certify that the transportation planning process is addressing the major issues in the metropolitan planning area and is being conducted in accordance with all the applicable requirements of:

- (1) 23 U.S.C. 134, 49 U.S.C. 5303, and 23 CFR part 450 (Metropolitan Planning);
- (2) In nonattainment and maintenance areas, sections 174 and 176 (c) and (d) of the Clean Air Act, as amended (42 U.S.C. 7504, 7506 (c) and (d)) and 40 CFR part 93 (Conformity Determination);
- (3) Title VI of Civil Rights Act of 1964, as amended (42 U.S.C. 2000d-1), 49 CFR part 21;
- (4) 49 U.S.C. 5332 prohibiting discrimination on the basis of race, color, creed, national origin, sex, or age in employment or business opportunity;
- (5) Section 1101(b) of MAP-21 (Pub. L.112-196) and 49 CFR part 26 regarding the involvement of disadvantaged business enterprises in USDOT funded projects (DBE Involvement);
- (6) 23 CFR part 230, regarding the implementation of an equal employment opportunity program on Federal and Federal-aid highway construction contracts;
- (7) The provisions of the Americans with Disabilities Act of 1990 (42 U.S.C. 12101 et seq.) and 49 CFR parts 27, 37, and 38;
- (8) The Older Americans Act, as amended (42 U.S.C. 6101), prohibiting discrimination on the basis of age in programs or activities receiving Federal financial assistance;
- (9) Section 324 of Title 23, U.S.C., regarding the prohibition of discrimination based on gender; and
- (10) Section 504 of the Rehabilitation Act of 1973 (29 U.S.C. 794) and 49 CFR part 27 regarding discrimination against individuals with disabilities.

  
\_\_\_\_\_  
John D. Lynch, P.E.  
District Engineer  
Virginia Department of Transportation

6/23/2022  
\_\_\_\_\_  
Date

**TRI-CITIES AREA METROPOLITAN PLANNING ORGANIZATION  
CERTIFICATION OF THE TRANSPORTATION PLANNING AND PROGRAMMING  
PROCESS**

The Tri-Cities Area Metropolitan Planning Organization, Virginia Department of Transportation, and Virginia Department of Rail and Public Transportation hereby certify that the conduct of the metropolitan planning and programming process complies with all applicable requirements as listed below, and that this process includes activities that support the development and implementation of the Long-Range Transportation Plan and associated Air Quality Conformity Determination (as applicable), the Transportation Improvement Program and associated Air Quality Conformity Determination (as applicable), and the Unified Planning Work Program.

1. 23 U.S.C. 134, 49 U.S.C. 5303, and 23 CFR part 450.336 (a);
2. Sections 174 and 176 (c) and (d) of the Clean Air Act, as amended (42 U.S.C. 7504, 7506 (c) and (d)) and 40 CFR part 93;
3. Title VI of the Civil Rights Act of 1964, as amended (42 U.S.C. 2000d-1) and 49 CFR part 21;
4. 49 U.S.C. 5332, prohibiting discrimination on the basis of race, color, creed, national origin, sex, or age in employment or business opportunity;
5. Section 1101(b) of the FAST Act (Pub. L. 114-357 and 49 CFR part 26 regarding the involvement of disadvantaged business enterprises in USDOT funded projects);
6. 23 CFR part 230, regarding the implementation of an equal employment opportunity program on Federal and Federal-aid highway construction contracts;
7. The provisions of the Americans with Disabilities Act of 1990 (42 U.S.C. 12101 *et seq.*) and 49 CFR parts 27, 37, and 38.
8. The Older Americans Act, as amended (42 U.S.C. 6101), prohibiting discrimination on the basis of age in programs or activities receiving Federal financial assistance.
9. Section 324 of title 23 U.S.C. regarding the prohibition of discrimination based on gender; and
10. Section 504 of the Rehabilitation Act of 1973 (29 U.S.C. 794) and 49 CFR part 27 regarding discrimination against individuals with disabilities.

**Tri-Cities Area Metropolitan  
Planning Organization**

  
Signature

Ronald Svejkovsky

Printed Name

TCAMPO Director

Title

4/13/23

Date

**Virginia Department of  
Transportation**

  
Signature

Dale Totten

Printed Name

Richmond District Engineer

Title

04/13/2023

Date

**Virginia Department of  
Rail & Public Transportation**

  
Signature

Grant Sparks

Printed Name

Director of Transit Planning

Title

4/17/23

Date

**METROPOLITAN TRANSPORTATION PLANNING PROCESS  
SELF-CERTIFICATION STATEMENT (2023)**

In accordance with 23 CFR 450.336, the Winchester-Frederick Metropolitan Planning Organization (WinFred MPO), and the Virginia Department of Transportation (VDOT) hereby certify that the metropolitan transportation planning process is addressing regional issues in the Winchester and Frederick County urbanized area, and is being conducted in accordance with all applicable requirements of:

- (1) 23 U.S.C. 134 and 135, 49 U.S.C. 5303 and 5304 (Highways and Transit);
- (2) In nonattainment and maintenance areas, sections 174 and 176 (c) and (d) of the Clean Air Act, as amended (42 U.S.C. 7504, 7506 (c) and (d)) and 40 CFR part 93 (Conformity Determination);
- (3) Title VI of Civil Rights Act of 1964, as amended (42 U.S.C. 2000d-1), 49 CFR part 21;
- (4) 49 U.S.C. 5332 prohibiting discrimination on the basis of race, color, creed, national origin, sex, or age in employment or business opportunity;
- (5) 49 CFR part 26 regarding the involvement of disadvantaged business enterprises in USDOT funded projects;
- (6) 23 CFR part 230, regarding the implementation of an equal employment opportunity program on Federal and Federal-aid highway construction contracts;
- (7) The provisions of the Americans with Disabilities Act of 1990 (42 U.S.C. 12101 et seq.) and 49 CFR parts 27, 37, and 38;
- (8) The Older Americans Act, as amended (42 U.S.C. 6101), prohibiting discrimination on the basis of age in programs or activities receiving Federal financial assistance;
- (9) Section 324 of Title 23, U.S.C., regarding the prohibition of discrimination based on gender; and
- (10) Section 504 of the Rehabilitation Act of 1973 (29 U.S.C. 794) and 49 CFR part 27 regarding discrimination against individuals with disabilities.

Winchester-Frederick MPO

Brandon P. Davis

Signature

Executive Director NSVRC

Title

3/23/2023

Date

Virginia Department of Transportation

A. G. Stevens

Signature

District Engineer

Title

3/29/2023

Date

# APPENDIX E

## Conformity Determinations





U.S. Department  
of Transportation

Federal Transit Administration  
Region III  
1760 Market Street, Suite 500  
Philadelphia, PA 19103  
215-656-7100  
215-656-7260 (fax)

Federal Highway Administration  
VA Division  
400 North 8<sup>th</sup> Street, Room 750  
Richmond, VA 23240  
804-775-3320  
804-775-3356 (fax)

June 14, 2023

Mr. Stephen Brich  
Commissioner  
Virginia Department of Transportation  
1401 East Broad Street  
Richmond, Virginia 23219

**Re: Joint FHWA/FTA Conformity Finding for the 1997 8-hour ozone standard;  
Fredericksburg, Virginia**

Dear Mr. Brich:


The Federal Highway Administration FHWA and Federal Transit Administration FTA have completed a joint review of the Fredericksburg Area Metropolitan Planning Organization's FAMPO 2050 Long Range Transportation Plan (LRTP and FY 2024-2027 Transportation Improvement Program (TIP).

In accordance with the 1990 Clean Air Act Amendments (CAAA), the FHWA and the FTA are required to make a joint air quality conformity finding. Based on our evaluation of the materials submitted, coordination with the U.S. Environmental Protection Agency - Region 3 Office EPA, and input from FAMPO, the FHWA and FTA therefore find that the Conformity Determination submittal for the FY 2050 LRTP and FY 2024-2027 TIP for the Fredericksburg 1997 8-hour Ozone Area demonstrates conformity as prescribed by EPA's Transportation Conformity Rule (40 CFR Part 93), subsequent amendments, and guidance issued by EPA in November 2018 for areas affected by the February 2018 South Coast court decision. The EPA, by letter dated May 15, 2023, concurred on the overall conformity determination.

This letter represents that joint conformity finding. This conformity finding remains valid for a period of four years provided no regionally significant projects are amended to or removed from the LRTP or TIP and provided no metropolitan transportation planning deadlines come due before then. Based on our transportation planning regulatory requirements (23 USC 134 and 49 USC 5303), our day-to-day involvement with the FAMPO, and extensive review of their fiscal analysis reports, FTA and FHWA find the financial information needed to support our fiscal constraint determination complete.

If you have any questions or need additional information, please contact Steven Minor of FHWA at (804) 775-3359 or Dan Koenig of FTA at (202) 366-8224.

Sincerely,



for Terry Garcia Crews  
Regional Administrator  
Federal Transit Administration

**EDWARD S  
SUNDRA**

Digitally signed by EDWARD  
S SUNDRA  
Date: 2023.06.15 10:00:45  
-04'00'

Edward Sundra  
Director of Program Development  
Federal Highway Administration

cc: Mr. Ian Ollis, FAMPO/GWRC (via e-mail)  
Ms. Marsha Fiol, VDOT via email  
Mr. Eric Stringfield, VDOT via email  
Mr. James Ponticello, VDOT (via email)  
Mr. Ivan Rucker, FHWA via email  
Mr. Steven Minor, FHWA via email  
Mr. Tony Tarone, FTA via mail  
Ms. Laura Keeley, FTA via email  
Ms. Chelsea Beytas, FTA (via e-mail)  
Mr. Michael Gordon, EPA (via email)  
Mr. Gregory Becoat, EPA via email



U.S. Department  
of Transportation

Federal Transit Administration Region III 1835 Market, Suite 1910 Philadelphia, PA 19103 215-656-7100 215-656-7260 (fax)	Federal Highway Administration Virginia Division 400 N. 8 <sup>th</sup> Street, Suite 750 Richmond, VA 23219 Phone: 804-775-3320 804-775-3356 (fax)
---	--

July 17, 2023

Mr. Stephen Brich  
Commissioner  
Virginia Department of Transportation  
1401 East Broad Street  
Richmond, Virginia 23219

**Re: Joint FHWA/FTA Conformity Finding for the 1997 8-hour ozone standard;  
Hampton Roads, Virginia**

Dear Mr. Brich:

The Federal Highway Administration (FHWA) and the Federal Transit Administration (FTA) have completed a joint review of the Hampton Roads Transportation Planning Organization's (HRTPO) amended Fiscal Year (FY) 2045 Long-Range Transportation Plan (LRTP) and FY 2024-2027 Transportation Improvement Program (TIP).

In accordance with the 1990 Clean Air Act Amendments (CAAA), the FHWA and FTA are required to make a joint air quality conformity finding. Based on our evaluation of the materials submitted, coordination with the U.S. Environmental Protection Agency - Region 3 Office (EPA), and input from HRTPO, the FHWA and FTA therefore find that the Conformity Determination submittal for the amended FY 2045 LRTP and FY 2024-2027 TIP for the Hampton Roads 1997 8-hour Ozone Area demonstrates conformity as prescribed by EPA's Transportation Conformity Rule (40 CFR Part 93), subsequent amendments, and guidance issued by EPA in November 2018 for areas affected by the February 2018 South Coast court decision. The EPA, by letter dated July 6, 2023, concurred on the overall conformity determination.

This letter represents that joint conformity finding. This conformity finding remains valid for a period of four years provided no regionally significant projects are amended to or removed from the LRTP or TIP and provided no metropolitan transportation planning deadlines come due before then. Based on our transportation planning regulatory requirements (23 USC 134 and 49 USC 5303), our day-to-day involvement with the HRTPO, and extensive review of their fiscal analysis reports, FTA and FHWA find the financial information needed to support our fiscal constraint determination complete.

**Re: Joint FHWA/FTA Conformity Finding for the 1997 8-hour ozone standard; Page 2  
Hampton Roads, Virginia**

If you have any questions or need additional information, please contact Steven Minor, FHWA-Virginia Division, at (804) 775-3359 or Dan Koenig of FTA Region 3 at (202) 366-8224.

Sincerely,

  
Digitally signed by  
THERESA GARCIA CREWS  
Date: 2023.07.17 15:11:05  
-04'00'

---

Terry Garcia Crews  
Regional Administrator  
Federal Transit Administration

**EDWARD S  
SUNDRA**  
Digitally signed by  
EDWARD S SUNDRA  
Date: 2023.07.17  
15:43:33 -04'00'

---

Edward Sundra  
Director of Program Development  
Federal Highway Administration

cc: Mr. Robert Crum, Jr., HRTPO (via email)  
Ms. Marsha Fiol, VDOT (via email)  
Mr. Eric Stringfield, VDOT (via email)  
Mr. James Ponticello, VDOT (via email)  
Mr. Steven Minor, FHWA (via email)  
Ms. Laura Keeley, FTA (via email)  
Ms. Chelsea Beytas, FTA (via email)  
Mr. Daniel Koenig, FTA (via email)  
Mr. Michael Gordon, EPA (via email)  
Mr. Gregory Becoat, EPA (via email)



U.S. Department  
of Transportation

Federal Transit Administration  
Region III  
1835 Market Street, Suite 1910  
Philadelphia, PA 19103  
215-656-7100

Federal Highway Administration  
DC Division  
1200 New Jersey Avenue, SE (E61-205)  
Washington, DC 20590  
202-493-7020

The Honorable Pamela Sebesky, Chairperson  
National Capital Region Transportation Planning Board  
c/o, Mr. Kanti Srikanth, Director Department of Transportation Planning  
Metropolitan Washington Council of Governments  
777 North Capital Street, NW, Suite 300  
Washington, D.C. 20002-4201

**Re: Air Quality Conformity Determination of the 2022 Update to the Visualize 2045 Long-Range Transportation Plan and The FY 2023-2026 Transportation Improvement Program**

Dear Chairwoman Sebesky:

The 1990 Amendments to the Clean Air Act (CAA) require transportation air quality conformity determinations for Metropolitan Transportation Plans, Transportation Improvement Programs (TIP), sections of a State Transportation Improvement Program (STIP) covering rural nonattainment/maintenance areas, and projects in areas that are designated as air quality nonattainment and maintenance areas. Section 176(d) of the CAA establishes priority requirements for programs supported by the Federal government that target nonattainment or maintenance areas to provide for timely implementation of eligible portions of air quality plans.


On August 16, 2022, in an e-mail to the Federal Highway Administration's (FHWA) District of Columbia Division, the Environmental Protection Agency (EPA) concurred that the conformity determination met the requirements of the CAA. EPA's review considered the 2008 8-Hour Ozone National Ambient Air Quality Standard (NAAQS) and the 2015 8-Hour Ozone NAAQS Conformity Determinations for the Fiscal Year (FY) 2023-2026 Transportation Improvement Program (TIP) and the Visualize 2045 Long Range Transportation Plan (LRTP) for the Metropolitan Washington Region as adopted by the National Capital Region Transportation Planning Board (TPB).

FTA and FHWA are jointly making this air quality conformity determination. FTA and FHWA find the planning process to be continuing, cooperative, and comprehensive transportation planning carried on cooperatively by the TPB, the Washington Metropolitan Area Transit Authority (WMATA), the states of Maryland and Virginia, and the District of Columbia in accordance with the requirements of 23 USC 134 and 49 USC and Section 5303.

Based on our transportation planning regulatory requirements, our day-to-day involvement, and extensive review of technical analysis reports, and in accordance with the provisions of Section 134(h) 2) B, Title 23 USC, FTA and FHWA find the financial information needed to support our fiscal constraint determination is complete.

Any questions concerning this determination should be directed to Ms. Sandra Jackson, Community Planner of the FHWA District of Columbia Division, at (202) 493-7031 or Daniel Koenig, Community Planner of the FTA Region 3 Office, at (202) 366-8224.

Sincerely,

 Digitally signed by  
THERESA GARCIA CREWS  
Date: 2022.08.25  
15:40:11 -0400'

---

Terry Garcia Crews  
Regional Administrator  
Federal Transit Administration

**JOSEPH C  
LAWSON** Digitally signed by  
JOSEPH C LAWSON  
Date: 2022.08.25  
20:29:40 -0400'

---

Joseph C. Lawson  
DC Division Administrator  
Federal Highway Administration

Enclosure: EPA Technical Support Documentation

cc: Kwame Arhin, FHWA, MD  
Ivan Rucker, FHWA, VA  
Ryan Long, FTA  
Ed Sundra, FHWA, VA



U.S. Department  
of Transportation

Federal Transit Administration  
Region III  
1835 Market, Suite 1910  
Philadelphia, PA 19103  
215-656-7100  
215-656-7260 (fax)

Federal Highway Administration  
Virginia Division  
400 N. 8<sup>th</sup> Street, Suite 750  
Richmond, VA 23219  
Phone: 804-775-3320  
804-775-3356 (fax)

August 11, 2023

Mr. Stephen Brich  
Commissioner  
Virginia Department of Transportation  
1401 East Broad Street  
Richmond, Virginia 23219

**Re: Joint FHWA/FTA Conformity Finding for the 1997 8-hour ozone standard;  
Richmond-Petersburg, Virginia**

Dear Mr. Brich:


The Federal Highway Administration (FHWA) and the Federal Transit Administration (FTA) have completed a joint review of the Richmond Regional Transportation Planning Organization's (RRTPO) and Tri-Cities Metropolitan Planning Organization's (TCMPO) Fiscal Year (FY) 2045 Long-Range Transportation Plans (LRTPs) and FY 2024-2027 Transportation Improvement Programs (TIPs).

In accordance with the 1990 Clean Air Act Amendments (CAAA), the FHWA and the FTA are required to make a joint air quality conformity finding. Based on our evaluation of the materials submitted, coordination with the U.S. Environmental Protection Agency - Region 3 Office (EPA), and input from RRTPO and TCMPO, the FHWA and FTA therefore find that the Conformity Determination submittal for the FY 2045 LRTPs and FY 2024-2027 TIPs for the Richmond-Petersburg 1997 8-hour Ozone Area demonstrates conformity as prescribed by EPA's Transportation Conformity Rule (40 CFR Part 93), subsequent amendments, and guidance issued by EPA in November 2018 for areas affected by the February 2018 South Coast court decision. The EPA, by letter dated July 18, 2023, concurred on the overall conformity determination.

This letter represents that joint conformity finding. This conformity finding remains valid for a period of four years provided no regionally significant projects are amended to or removed from the LRTPs or TIPs and provided no metropolitan transportation planning deadlines come due before then. Based on our transportation planning regulatory requirements (23 USC 134 and 49 USC 5303), our day-to-day involvement with the RRTPO and TCMPO, and extensive review of their fiscal analysis reports, FTA and FHWA find the financial information needed to support our fiscal constraint determination complete.

If you have any questions or need additional information, please contact Steven Minor, FHWA-Virginia Division, at (804) 775-3359, Chelsea Beytas of FTA at (215) 656-7961 or Dan Koenig of FTA at (202) 366-8224.

Sincerely,

  
Digitally signed by  
THERESA GARCIA  
CREWS  
Date: 2023.08.11  
10:47:17 -04'00'

---

Terry Garcia Crews  
Regional Administrator  
Federal Transit Administration

**EDWARD S  
SUNDRA**   
Digitally signed by  
EDWARD S SUNDRA  
Date: 2023.08.11  
14:23:42 -04'00'

---

Edward Sundra  
Director of Program Development  
Federal Highway Administration

- cc: Ms. Martha Heeter, RRTPO (via email)  
Mr. Alec Brebner, TCAMPO (via email)  
Ms. Marsha Fiol, VDOT (via email)  
Mr. Mark Riblett, VDOT (via email)  
Mr. James Ponticello, VDOT (via email)  
Mr. Steven Minor, FHWA (via email)  
Mr. Tony Tarone, FTA (via email)  
Ms. Laura Keeley, FTA (via email)  
Ms. Chelsea Beytas, FTA (via email)  
Mr. Daniel Koenig, FTA (via email)  
Mr. Michael Gordon, EPA (via email)  
Mr. Gregory Becoat, EPA (via email)



# APPENDIX F

## Performance Based Planning and Programming

## Appendix F: Performance-Based Planning and Programing

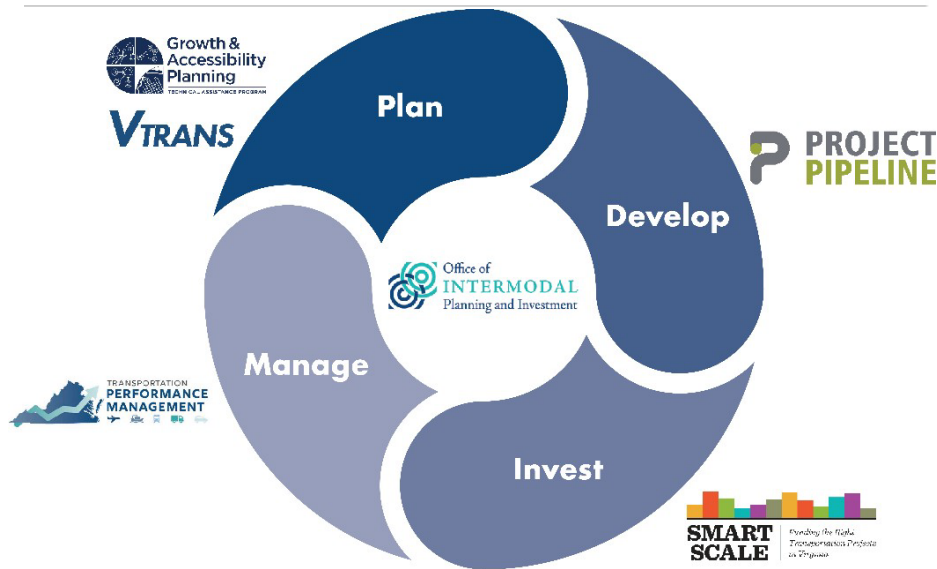
In accordance with the requirements of MAP-21 and FAST Act, Virginia has established performance targets in the areas of safety, asset management, and system performance. The performance targets were developed in collaboration with DRPT, Virginia's MPOs and PDCs, as well as other agencies within the Commonwealth and were first reported to FHWA and FTA in 2018. Virginia has established targets utilizing data-driven approaches for each performance measure. This appendix outlines the federal transportation performance requirements and Virginia's approach to Performance-Based Planning and Programming as well as Virginia's performance targets for each of the measures.

The Moving Ahead for Progress in the 21st Century Act (MAP-21), signed into law in 2012, included provisions that transformed the federal surface transportation program to focus on achieving performance outcomes related to goals for the national transportation system. The provisions are administered by agencies within the U.S. Department of Transportation USDOT , including several under the Federal Highway Administration (FHWA) and Federal Transit Administration (FTA) . In 2015, the Fixing America's Surface Transportation (FAST Act) built on the MAP-21 changes and provided funding certainty for surface transportation infrastructure planning and investment.

The FHWA and FTA purpose and approach for performance management is consistent with direction developed by the CTB and implemented by OIPI, VDOT, and DRPT

**Performance based planning and programming (PBPP) is a strategic approach that uses system information to inform investment and policy decisions to achieve transportation system performance goals.** The Commonwealth Transportation Board (CTB) established a performance framework to assess performance of Virginia's transportation system in December 2015, when it adopted goals, objectives, and guiding principles for VTrans, Virginia's long range transportation plan. At the federal level, in 2016 and 2017, new performance management rules were established by the Federal Highway Administration FHWA and Federal Transit Administration (FTA) for state Departments of Transportation, Metropolitan Planning Organizations (MPO) , and public transit operators that help institutionalize PBPP concepts.

**Figure 1. Virginia's Performance Based Planning and Programming Process**



Virginia's PBPP process in Figure 1 connects statewide, regional, and local planning, project development, project prioritization and funding, and performance management.

**For PBPP to meaningfully shape planning and investment decisions, consistent goals, objectives, and performance measures, supported by accessible and reliable data, must guide the process. These are the core fundamentals of performance management.**

Performance management for surface transportation addresses a combination of federal and State requirements and CTB policy, while also reflecting emerging best planning and programming practices and data sources managed by Virginia's transportation agencies.

The Office of Intermodal Planning and Investment (OIP), Virginia Department of Transportation (VDOT), Department of Rail and Public Transportation (DRPT), Virginia's 40 public transit operators, and Virginia's 15 MPOs have worked together since 2016 to incorporate the new federal performance management requirements into planning and programming activities. The federal performance management requirements include performance monitoring and target setting activities as well as integration of performance management into agency transportation planning and programming activities, including development of the Six-Year Improvement Program (SYIP /Statewide Transportation Improvement Program) (STIP) and Virginia MPO's Transportation Improvement Programs (TIP). A listing of the FHWA and FTA

Transportation Performance Areas are listed in the table below.

All federal performance measures included in this appendix are connected to VTrans, Virginia's long-range multimodal plan, which provides the overarching vision, goals, objectives, and guiding principles for transportation in the Commonwealth. VTrans identifies the most critical transportation needs in Virginia using a data-driven approach that considers highway system performance measures and targets in addition to other performance indicators. Virginia's long-range multimodal plan also provides direction to state and regional transportation agencies on strategies and policies to be incorporated into their plans and programs. The most recent approved long-range multimodal plan is VTrans. The newest update of VTrans is currently under development.

Virginia will report annually on its safety performance targets and on its 2-year progress and any adjusted 4-year targets in the federally required Mid Performance Period Progress Report to FHWA, due October 1, 2024.

### FHWA and FTA Transportation Performance Areas

Performance Area	What is Measured	Where it is Measured
Highway Safety (PM1)		

**Highway Safety (Highway Safety Improvement Program) – [23 CFR 490.200](#): This section of federal code details the definitions, methodology, and target setting approach for the five highway safety measures including annual state reporting on implementation of the Highway Safety Improvement Program (HSIP).**

Highway Asset Management (PM2)		roads
--------------------------------	--	-------

**Asset Condition (Bridge and Pavement Measures) – [23 CFR 490.300 & 490.400](#): This section of federal code details the definitions, methodology, and target setting approach for the six bridge and pavement measures.**

**—Asset Management Plans (Highway) – [23 CFR 515](#): This section of federal code details the requirement for states to develop and implement risk-based Transportation Asset Management Plans (TAMPs) for the NHS to improve or preserve asset condition. The Asset Management Plan rule is not a performance measure rule; however, it does require that states develop investment strategies in their TAMP that will lead to a program of projects that would make progress toward achieving desired performance for pavement and bridge condition. VDOT's 2019 TAMP is available [here](#).<sup>[1]</sup>**

Highway System Performance (PM3)	Reliability of highway passenger travel	All Interstate and non-Interstate NHS roads
	Reliability of highway truck freight travel	Interstate System
	Highway congestion and emissions	Air quality non-attainment and maintenance areas

**System Performance (Travel Reliability of People and Freight, Congestion, and Emissions Measures) – [23 CFR 490.500, 490.600, 490.700, 490.800](#): This section of federal code details the definitions, methodology, and target setting approach for reliability, freight, congestion, and emissions measures.**

## Transit Asset Management

**Transit Asset Management – [49 CFR 625 & 49 CFR 630](#): This section of federal code details the data submission guidelines, definitions, methodology, and target setting approach for the four unique state of good repair measures for transit assets (revenue vehicles, non-revenue vehicles, facilities, and infrastructure).**

**—Asset Management Plans (Transit) – [49 CFR 625](#): Every agency must develop a transit asset management (TAM) plan if it owns, operates, or manages capital assets used to provide public transportation and receives federal financial assistance under 49 U.S.C. Chapter 53 as a recipient or subrecipient. Agencies are required to update their Transit Asset Management (TAM) plan in its entirety at least once every four years. The first compliant TAM plans were due October 2018 and agencies must complete an updated plan every four years beginning in October 2022. DRPT’s group TAM plan covering 34 transit operators is available [here](#) <sup>[2]</sup>**

## Transit Safety

Transit related fatalities, serious injuries, and incidents

Eligible public transportation providers 40 total) operating in Virginia

**—Public Transportation Agency Safety Plan (PTASP) – [49 CFR 673](#): This section of federal code details the requirements associated with processes for transit providers to improve public transportation safety. It requires certain recipients and sub-recipients of FTA grants to develop and implement safety plans that establish processes and procedures to support the implementation of Safety Management Systems (SMS). More information on DRPTs approach to meet PTASP requirements is available [here](#).<sup>[3]</sup>**

<sup>[1]</sup> [https://virginiadot.org/projects/resources/legstudies/2019 - Final\\_TAMP.pdf](https://virginiadot.org/projects/resources/legstudies/2019 - Final_TAMP.pdf)

<sup>[2]</sup> <https://drpt.virginia.gov/guidelines-and-requirements/transit-asset-management-plan/>

<sup>[3]</sup> <https://drpt.virginia.gov/guidelines-and-requirements/public-transportation-agency-safety-plan-ptasp/>

## Safety Performance Measures

### Performance Measures and Targets

Virginia has established safety performance objectives as published in [Virginia's 2022 - 2026 Strategic Highway Safety Plan SHSP](#) and, starting in 2017, annual targets in the Highway Safety Improvement Program HSIP Annual Report. The SHSP performance measures and objectives are indicated in Table 4 below and based on VTrans trends yielding a goal of 50 percent reduction in fatalities and serious injuries by 2045. A linear reduction produces about a two percent annual reduction in the early years increasing to four percent by 2045.

**Table 4: 2022 - 2026 SHSP Safety Performance Measures and Objectives**

	<b>Performance Measure</b>	<b>Per Year Reduction</b>
1	Number of Fatalities	2%
2	Rate of Fatalities per 100 Million Vehicle Miles Traveled	2%
3	Number of Serious Injuries	2%
4	Rate of Serious Injuries per 100 Million Vehicle Miles Traveled	2%
5	Number of Non-Motorized Fatalities and Non-Motorized Serious Injuries	2%

For safety performance measures 1, 2, and 3, annual targets are developed collaboratively by the Department of Motor Vehicles DMV Highway Safety Office HSO and VDOT HSIP staff.<sup>3</sup> The DMV HSO includes these measures in their Highway Safety Plan (HSP) submitted to the National Highway Traffic Safety Administration (NHTSA) every June.

Virginia's transportation policy board, the CTB, approves all five annual targets; VDOT includes these targets, converted to five-year averages, in the HSIP Annual Report submitted to FHWA each August. Within 180 days of VDOT's HSIP Annual Report submission to FHWA, MPOs must indicate their support of the state targets or submit to the State their unique regional targets for one or more of the safety measures.

VDOT recently developed a Virginia-specific statistical model using state-specific data sources to aid in target setting. The predictive methodology controls for influences outside the state's control (e.g., regional snowfall and alcohol sales) and includes impacts of behavioral and infrastructure program investments. This new approach was first incorporated into the

<sup>3</sup> It is a federal requirement that safety performance measures 1, 2, and 3 are identical targets for NHTSA's Highway Safety Grants Program and FHWA's Highway Safety Improvement Program. This requirement allows States to align their safety performance targets and work in a collaborative manner to achieve the targets.

CTB-approved 2020 safety performance targets. With this greater understanding of the crash data and the adopted targets in 2020, the Code of Virginia was amended to establish the Virginia Highway Safety Improvement Program (§ 33.2-373) which includes the requirement for the CTB to adopt investment strategy to guide the investments of the Program. The CTB most recently adopted the investment strategy in September 2022.

The 2024 annual safety performance targets approved by the CTB in June 2022 are included in Table 5 below. These targets and interim-year predictions are used to calculate the five-year average measures that are required to be submitted to NHTSA HSP and FHWA HSIP .

**Table 5: 2024 Safety Performance Targets**

	<b>Performance Measure</b>	<b>2024 Targets</b>
1	Number of Fatalities	1005
2	Rate of Fatalities per 100 Million Vehicle Miles Travelled	1.187
3	Number of Serious Injuries	7137
4	Rate of Serious Injuries per 100 Million Vehicle Miles Travelled	8.429
5	Number of Non-Motorized Fatalities and Non-Motorized Serious Injuries	765

### **Connection to Other Performance-Based Planning Documents**

The federally required SHSP, a five-year multi-agency comprehensive plan focused on reducing fatalities and serious injuries on all public roads, serves as the coordinating document for other plans and programs that involve traffic safety. This coordination involves VTrans, the metropolitan transportation plans (MTP), and three plans that implement parts of the SHSP - the HSP, the HSIP, and the Commercial Vehicle Safety Plan (CVSP) . This integration is important for improving overall safety coordination amongst various partners and leads to more comprehensive transportation safety planning.

Safety and performance management is included in the VTrans Vision, Goals Objectives, and Guiding Principles:

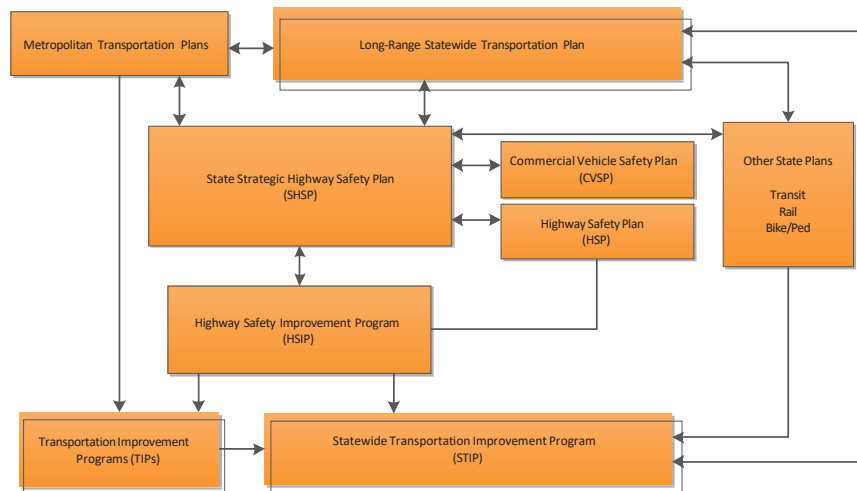
- Guiding Principle 2: Ensure Safety, Security, and Resiliency - Provide a transportation system that is safe for all users, responds immediately to short-term shocks such as weather events or security emergencies, and adapts effectively to long-term stressors such as sea level rise.
- Guiding Principle 5: Ensure Transparency and Accountability and Promote Performance Management - work openly with partners and engage stakeholders in project development and implementation and establish performance targets that

consider the needs of all communities, measure progress towards targets, and to adjust programs and policies as necessary to achieve the established targets.

- Goal C: Safety for All Users - provide a safe transportation system for passengers and goods on all travel modes.
  - Objectives:
    - Reduce the number and rate of motorized fatalities and serious injuries.
    - Reduce the number of non-motorized fatalities and injuries.

MTPs are similar to VTrans however an MTP covers a specific metropolitan planning area. MTPs include goals and objectives for their respective areas/regions and identify strategies for advancing long-term transportation investments in a specific region.

The HSP is now a tri-annual plan to address highway user behaviors that will improve safety through education and enforcement campaigns. The HSP and associated NHTSA grants are administered through DMV's HSO. Furthermore, each year Virginia State Police (VSP) submits a CVSP to the Federal Motor Carrier Safety Administration FMCSA as a requirement of obtaining related enforcement grants.



The relationship between the various plans and programs is shown below:

Projects in the STIP are directly linked to the safety objectives outlined in the SHSP through the strategies and actions that are priorities in Virginia.

### Funding for Safety Projects

Safety-targeted infrastructure improvements are implemented through Virginia’s HSIP projects. Each year Virginia is allocated federal HSIP funding which include set-aside for Railway Grade Crossing improvements. VDOT provides the additional 10 percent match of state funds. Further, starting in 2020 additional state funds are allocated to the VHSIP (VDOT) and the HSP DMV . The FY24 to 29 forecast is a total of approximately \$125 million per year for the next



six years. Virginia is also subject to a Penalty Transfer provision, Section 154 of Title 23, U.S.C., "Open Container," such that 2.5% of National Highway Performance Program (NHPP) and Surface Transportation Block Grant (STBG) apportionments are reserved for NHTSA Alcohol-Impaired Driving and/or HSIP projects. The State determines what proportion goes to each program. Of the total HSIP funds, about 15 percent is set aside for non-motorized safety projects and 20 percent of the remainder for improvements on locally maintained roadways.

### **How Do Safety Projects Get Selected for Inclusion in the STIP?**

In December 2019 the CTB approved its first [HSIP Program Project Prioritization Policy](#) that shifts from funding higher cost spot intersection and segment improvements to lower cost systemic improvements that target specific crash types and/or roadway characteristics that are factors in crashes across the network. The CTB approved a new [Highway Safety Investment Strategy](#) in September 2022. VDOT has developed annual updates to the Six- Year Implementation Plan for the deployment of systemic and hybrid safety countermeasures across the network. As part of the new investment strategy and starting in FY 23 spot location projects were again funded on VDOT maintained roadways.

Examples of systemic improvements include traffic signal devices and timing at intersections; curve signing; crosswalks and signs; and rumble strips on segments. Spot improvements that address a dire and immediate safety need and meet certain minimum thresholds related to benefit-to-cost ratio from expected crash reductions, project implementation time, and proposed scope may be considered by the CTB for funding upon recommendation by the VDOT Commissioner.

In addition to reporting to the CTB annually on the advancement of systemic safety improvements, VDOT must also report on the funding distribution, anticipated benefits of investments and performance to date, as well as make any recommendations for changes to the HSIP Project Prioritization Policy.

The HSIP project planning and delivery follows these steps:

- Each year highway segments and intersection locations that have the highest potential for safety improvements are identified based on the previous five years of traffic crash and volume data. These above average crash locations are provided to VDOT Districts and localities to determine appropriate locations and countermeasures for HSIP funding. Further, location and crash specific VHSIP systemic priority countermeasure e.g., curve signing and rumble strips funds are distributed to the Districts. The potential for vehicle-train crashes at each at-grade railroad crossing is also distributed for project applications.
- HSIP project proposals are submitted through the SMART Portal for the appropriate safety program.
- VDOT- and locality-submitted HSIP proposals are reviewed and prioritized based on the number of targeted crashes and the benefit-to-cost ratio or the potential risk reduction for non-motorized and highway-rail grade crossing improvements.

- Projects are selected and programmed using available remaining funds but primarily for the last two or three years of the SYIP.

Safety improvements are also included within projects funded with non- HSIP funds. The [SMART SCALE](#) scoring and prioritization process for inclusion of projects in the SYIP, considers safety benefits from improvements addressing travel of all modes. Many of the large [SMART SCALE](#) projects, upon completion, will have distinct impacts on safety performance in the Commonwealth. In addition, projects funded through other state and federal sources in the SYIP, such as the TAP, including Safe Routes to School (SRTS) grants, Revenue Sharing, and even some CMAQ and maintenance projects, will also have crash reduction benefits that contribute to improved safety performance.

The funding to meet Virginia's safety objectives and targets is allocated to projects in the CTB-approved SYIP and is consistent with both the goals and objectives as well as the needs included in VTrans. Since the SYIP is the foundation for the STIP, the program of projects in the STIP demonstrates support to achieve Virginia's safety performance objectives and targets and is consistent with Virginia's SHSP and the HSIP.

## Pavement and Bridge Performance Measures

### Performance Targets

Federal performance measures for pavement condition are required for the National Highway System (NHS), while bridge condition requirements relate to structures identified as part of the National Bridge Inventory (NBI) on the NHS. The pavement condition measures and established performance targets for the 2022-2025 performance period are indicated in Table 6 below.

**Table 6: Pavement Condition Measures and Performance Targets**

<b>Interstate Pavement Condition Measures</b>	<b>CY 2022-2023 Two-Year Target</b>	<b>CY 2022-2025 Four-Year Target</b>
Percentage of Pavements in Good Condition	45%	45.0%
Percentage of Pavements in Poor Condition	3.0%	3.0%
<b>Non-Interstate NHS Pavement Condition Measures</b>	<b>2022-2023 Two-Year Target</b>	<b>2022-2025 Four-Year Target</b>
Percentage of Non-Interstate Pavements in Good Condition	25.0%	25.0%
Percentage of Non-Interstate Pavements in Poor Condition	5.0%	5.0%

Bridge condition measures and established performance targets for the 2022-2025 performance period are indicated in Table 7 below.

**Table 7: NHS Bridge Condition Measures and Performance Targets**

<b>NHS Bridge Condition Measures</b>	<b>CY 2022-2023 Two-Year Target</b>	<b>CY 2022-2025 Four-Year Target</b>
Percentage of Deck Area of NBI Bridges on the NHS in Good Condition	27.2%	25.1%
Percentage of Deck Area of NBI Bridges on the NHS in Poor Condition	3.3%	3.6%

### Background/History

Virginia's history of monitoring asset conditions and utilizing performance information to determine investment strategies based on available funding levels spans over 11 years for pavements and bridges.

VDOT maintains a comprehensive inventory of all pavement and bridges on the state-maintained network. This inventory, which includes location, maintenance responsibility, ownership, and current condition or inspection information, serves as the foundation for life-cycle planning, performance forecasting, maintenance and rehabilitation needs estimation, as well as prioritization of work to maximize asset life given available funding. Condition information is also important for communicating with external stakeholders, including the general public.

VDOT's commitment to responsible Transportation Asset Management (TAM) practice is

demonstrated through VDOT's annual condition data collection programs and its establishment and publication of network-level pavement and bridge performance goals. VDOT's condition measures and performance goals are fully integrated into VDOT's budgeting process and investment strategies. In 2019 VDOT performed a comprehensive review related to several asset and service investment strategies in order to ensure long-term sustainable performance measures and targets (over a 20-year period). The CTB approved new statewide performance measures for pavements and structures in December 2019, which impact the entire network managed by VDOT and Virginia's localities. Additionally, and as identified above, the CTB has adopted pavement and bridge targets for the second performance period of 2022 – 2025 and pursuant to the federal requirements. The federal pavement and bridge performance measures apply to a limited portion of the network for which VDOT is responsible less than 15% of all lane miles and 18% of the bridge inventory, by count .

### Connection to Other Performance-Based Planning Documents

Performance management, specifically as it relates to pavements and bridges, is included in the VTrans Vision, Goals & Objectives, and Guiding Principles as noted below:

- Guiding Principle 5: Ensure Transparency and Accountability and Promote Performance Management - Work openly with partners and engage stakeholders in project development and implementation and establish performance targets that consider the needs of all communities, measure progress towards targets, and to adjust programs and policies as necessary to achieve the established targets.
- Goal D: Proactive System Management - maintain the transportation system in good condition and leverage technology to optimize existing and new infrastructure.
  - Objectives:
    - Improve the condition of all bridges based on deck area.
    - Increase the lane miles of pavement in good or fair condition.

Virginia's federally required Transportation Asset Management Plan ([TAMP](#)) presents pavement and bridge inventory and conditions, along with the Commonwealth's performance objectives, measures, and associated risks as they relate to the federal requirements. Asset funding, investment strategies, forecasts, goals, and gaps are also included. The TAMP is specific to the NHS and provides the Commonwealth's TAM processes and methodology to meet federal requirements. Pavement and bridge projects included in the STIP are consistent with Virginia's reported TAM processes and methodology.

The program of projects in the STIP is directly linked to the pavement and bridge objectives outlined in VTrans and the TAMP through the strategies and actions that are priorities in Virginia.

## **Funding for Pavement and Bridge Projects**

There are three key funding sources for pavement and bridge projects, the Highway Maintenance and Operations Fund (HMOF), the Special Structures Fund, and State of Good Repair (SGR) program funds. The pavement and bridge funding is used for differing projects from routine maintenance to reconstructive work. Funds are allocated to pavement and bridge projects based on an annual needs assessment process supported by a data-driven prioritization and selection process. The prioritization process is the same for the various funding sources; however, the

[State of Good Repair](#) program funds are designated for deteriorated pavements and structurally deficient bridges.

VDOT has developed a robust asset management program, placing maintenance of the transportation network at the forefront of VDOT's investment decisions. This commitment to responsible asset management practice is demonstrated through VDOT's annual collection of condition data on pavements and bridges, along with its establishment and publication of network-level pavement and bridge performance targets. For more than a decade, VDOT has monitored pavement and bridge conditions using performance information (measures and targets) to determine investment strategies based on available funding levels.

In the annual needs assessment process, VDOT assesses 100% of the pavement network on Virginia's Interstate and Primary systems and approximately 20% of the Secondary system. The pavement condition data is compiled, analyzed, and reviewed to report the optimized needs at a roadway system and district level. VDOT's pavement program selects resurfacing projects, in relation to needs, and optimizes the timing of projects through a data-driven pavement management system.

For bridges, VDOT follows national standards in performing safety inspections and determining general condition of the structures. Condition assessments are performed by certified safety inspection personnel. The inspection program requires a qualified inspector to complete a "hands-on" review of the structure or bridge during each inspection. By federal regulation, VDOT is required to conduct detailed inspections of most NBI structures at intervals not to exceed 24 months. Additionally, VDOT's bridge inspection program exceeds federal requirements by mandating inspection of non- NBI bridges and culverts on a regular basis.

VDOT uses BrM software to store bridge condition and inventory data for each structure and to program, schedule, and track bridge and structure inspections. The data collected during inspections allows VDOT to use a proactive approach to maintenance. Preventive maintenance and timely intervention repairs are performed to avoid and slow deterioration that leads to greater rehabilitation or replacement cost. Virginia's bridge maintenance program is large and complex, so in order to direct its efforts more easily, performance

targets have been developed.

VDOT uses a prioritization process when determining funding for its pavement and bridge programs and prioritizes work ranging from preventative maintenance to replacement. The prioritization processes account for factors such as condition, cost effectiveness, maintenance history, and traffic volumes. While the systematic prioritization processes are a guide to assist in funding projects, districts direct the work performed as the local experts.

### **How Do Pavement and Bridge Projects Get Selected for Inclusion in the STIP?**

As noted above, the funding to meet Virginia's pavement and bridge objectives and targets is allocated to projects and is consistent with VTrans. The program of projects in the STIP demonstrates support to achieve Virginia's pavement and bridge performance objectives and targets and is consistent with Virginia's TAMP.

## Highway System Performance Measures

### Performance Targets

Performance of the NHS is measured by the level of travel time reliability. The travel time reliability performance measures and performance targets for the 2022-2025 performance period are indicated in Table 8 below.

**Table 8: National Highway System Travel Time Reliability Performance Measures and Targets**

NHS Travel Time Reliability Performance	CY 2022-2023 Two-Year Target	CY 2023-2025 Four-Year Target
Percent of Person Miles Traveled on the Interstate That Are Reliable	85	85
Percent of Person Miles Traveled on the Non-Interstate NHS That Are Reliable	88	88

The assessment for freight reliability is based on the truck travel time reliability index. The truck travel time reliability performance measure and performance targets for the 2022-2025 performance period are indicated in Table 9 below.

**Table 9: Freight Reliability Performance Measure and Targets**

Truck Travel Time Reliability Performance	CY 2022-2023 Two-Year Target	CY 2022-2025 Four-Year Target
Truck Travel Time Reliability Index	1.64	1.64

The CTB approves the performance measures and targets developed for Virginia's surface transportation network. Such targets, including those for Highway System Performance, are linked to the goals and objectives in VTrans.

### Connection to Other Performance-Based Planning Documents

Performance management, as it relates to the reliability of the NHS and freight, is included in the VTrans Vision, Goals & Objectives, and Guiding Principles as noted below:

- Guiding Principle 4: Consider Operational Improvements and Demand Management First
  - Maximize capacity of the transportation network through increased use of technology and operational improvements as well as managing demand for the system before investing in major capacity expansions.
- Goal A - Economic Competitiveness and Prosperity: invest in a transportation system that supports a robust, diverse, and competitive economy.
  - Objectives:
    - Reduce the amount of travel that takes place in severe congestion.

- Reduce the number and severity of freight bottlenecks.
  - Improve reliability on key corridors for all modes.
- Goal B - Accessible and Connected Places: increase the opportunities for people and businesses to efficiently access jobs, services, activity centers, and distribution hubs.
  - Objectives:
    - Reduce average peak-period travel times in metropolitan areas.
    - Reduce average daily trip lengths in metropolitan areas.
    - Increase the accessibility to jobs via transit, walking, and driving in metropolitan areas.

Additionally, the Virginia Freight [Plan](#), discusses freight system trends, needs, and issues. The Freight Plan also includes freight policies, strategies, and performance measures that guide Virginia's freight-related investment decisions.

Projects included in the STIP are directly linked to the Highway System Performance objectives outlined in VTrans, including the Freight Plan, through the strategies and actions that are priorities in Virginia.

### **Funding for Highway System Performance Projects**

[SMART SCALE](#), Virginia's data-driven prioritization process for funding transportation projects, considers the potential of a project to improve reliability. To be considered for [SMART SCALE](#), a project must first meet a need identified in VTrans, thus strengthening the connection between the planning and programming processes. Congestion mitigation, safety, accessibility, economic development, environment, and land use are the factors used to score [SMART SCALE](#) projects. Freight considerations are included in the economic development factor.

The FAST Act established a National Highway Freight Program (NHFP) , including a freight-specific funding program to highlight the focus on freight transportation needs. Projects eligible for NHFP funding must contribute to the efficient movement of freight on the National Highway Freight Network (NHFN) and be included in the VFE. VDOT uses NHFP funding to construct freight-beneficial projects identified through the [SMART SCALE](#) process.

[SMART SCALE](#) screening and scoring results, along with public feedback and CTB guidance, are used to develop the SYIP.

In addition to SMART SCALE, Virginia has established the Interstate Operations and Enhancement Program (IOEP) in 2020, which is intended to improve the safety, reliability, and travel flow along interstate highway corridors in the Commonwealth. The IOEP was developed in accordance with Chapters 1230 and 1275 of the 2020 Virginia Acts of Assembly, as codified in §§ 33.2-372 and through amendments to §§ 33.2-232 and 33.2-358 of the Code of



Virginia, in which the General Assembly of Virginia directed the Commonwealth Transportation Board CTB to prepare interstate corridor improvement plans for those interstate corridors with more than 10 percent of their vehicle miles traveled comprised of Federal Highway Administration FHWA Class 6 vehicles and above. These corridors (I-81, I-95 and I-64) receive dedicated funding from the IOEP.

More information and copies of the interstate corridor plans are provided on the CTB's website at <http://www.ctb.virginia.gov/planning/ioep/default.asp>.

As part of each corridor plan, needs were identified, scored and prioritized. The CTB then selects projects using the dedicated interstate funding to advance projects designed to improve safety, reliability, and travel flow along the interstate. Completion of projects during the performance period should aid in achieving projected performance levels.

Other projects selected for funding are subject to program-specific prioritization processes approved by the CTB. All funding federal, state, and other sources for transportation projects is allocated to projects in the CTB-approved SYIP.

### **How Do Highway System Performance Projects Get Selected for Inclusion in the STIP?**

As noted above, the funding for all transportation projects, including funding for projects to meet Virginia's NHS system performance and freight movement targets is allocated to projects in the CTB-approved SYIP, and is consistent with VTrans and the Freight Plan. Since the SYIP is the foundation of the STIP, the program of projects in the STIP demonstrates support to achieve Virginia's NHS and Freight Reliability performance objectives and targets.

## Congestion Mitigation and Air Quality (CMAQ) Program Performance Measures

### Performance Targets

The CMAQ Program traffic congestion and on-road mobile source emissions performance measures and targets for the 2022-2025 performance period are indicated in Table 10 and Table 11 respectively. The Northern Virginia region is the only area subject to the CMAQ performance measures. VDOT closely coordinated with the National Capital Region Transportation Planning Board (TPB), of the Metropolitan Washington Council of Governments ((MWCOCG), the District Department of Transportation, and the Maryland Department of Transportation in developing the target-setting methodology and measures and establishing performance targets.

**Table 10: Traffic Congestion Performance Measures and Targets**

CMAQ Program	Performance Measures	Federal Fiscal Year 2022-2023 Two-Year Target	Federal Fiscal Year 2022-2025 Four-Year Target
Traffic Congestion <sup>4</sup>	Annual Peak Hour Excessive Delay (PHED) Per Capita	22.5	22.7
	Mode Share - Percent of Non-SOV Travel on the NHS	37.4%	37.7%

**Table 11: Total Emissions Reduction Performance Measures and Targets**

CMAQ Program	Type of Emissions	Federal Fiscal Year 2022-2023 Two-Year Target	Federal Fiscal Year 2022-2025 Four-Year Target
Total Emissions Reduction <sup>5</sup>	Nitrogen Oxides NOx	0.612	4.911
	Volatile Organic Compounds VOCs	0.323	3.013

The CTB approves the performance measures and targets developed for Virginia's surface transportation network. Such targets, including those for the CMAQ Program, are linked to the goals and objectives in VTrans.

### Connection to Other Performance-Based Planning Documents

Performance management, specifically as it relates to the CMAQ Program, is included in the VTrans Vision, Goals & Objectives, and Guiding Principles as noted below:

<sup>4</sup> Traffic Congestion performance targets are applicable only to Northern Virginia.

<sup>5</sup> Total Emissions Reduction performance targets are applicable only to the Virginia portion of the Washington, DC-MD-VA 8-hour ozone non-attainment area.

- Goal A - Economic Competitiveness and Prosperity: invests in a transportation system that supports a robust, diverse, and competitive economy.
  - Objectives:
    - Reduce the amount of travel that takes place in severe congestion.
    - Reduce the number and severity of freight bottlenecks.
    - Improve reliability on key corridors for all modes.
- Goal E - Healthy Communities and Sustainable Transportation Communities: support a variety of community types promoting local economies and healthy lifestyles that provide travel options, while preserving agricultural, natural, historic and cultural resources.
  - Objectives:
    - Reduce per-capita vehicle miles traveled.
    - Reduce transportation related NOx, VOC, PM, and CO emissions.
    - Increase the number of trips traveled by active transportation (bicycling and walking).

The program of projects in the STIP is directly linked to the CMAQ Program performance goals and objectives outlined in VTrans through the strategies and actions that are priorities in Virginia.

### **Funding for CMAQ Program Projects**

The CMAQ Program is designed to help States and local governments meet the requirements of the Clean Air Act. To be eligible for CMAQ funds a transportation project or program must reduce congestion and improve air quality for current or former non-attainment or maintenance areas.

In the Northern Virginia region, the Northern Virginia Transportation Authority (NVRTA), a regional governmental body established to plan, prioritize, and fund regional transportation projects, coordinates the annual programming of federal CMAQ projects. Recommendations for programming are provided through the Regional Jurisdiction and Agency Coordinating Committee (RJACC) with final approval given by the CTB. Projects recommended for CMAQ funding go through an application process and must include an air quality benefit calculation, and a resolution of support from the respective governing bodies.

[SMART SCALE](#), Virginia's data-driven prioritization process for funding transportation projects, considers congestion mitigation and the environment. To be considered eligible for [SMART SCALE](#), a project must first meet a need identified in VTrans. Congestion mitigation, safety, accessibility, economic development, environment, and land use are the factors used to score [SMART SCALE](#) projects. The measures associated with the environment scoring factor are consistent with the CMAQ Program performance measures. [SMART SCALE](#) screening and scoring results, along with public feedback and CTB guidance, are used to develop the SYIP. Virginia established the Interstate Operations and Enhancement Program (IOEP) in 2020, which is intended to improve the safety, reliability, and

travel flow along interstate highway corridors in the Commonwealth. The IOEP directed the Commonwealth Transportation Board (CTB) to prepare interstate corridor improvement plans for those interstate corridors with more than 10 percent of their vehicle miles traveled comprised of Federal Highway Administration (FHWA) Class 6 vehicles and above. These corridors (I-81, I-95 and I-64) receive dedicated funding from the IOEP.

More information and copies of the interstate corridor plans are provided on the CTB's website at <http://www.ctb.virginia.gov/planning/ioep/default.asp>.

As part of each corridor plan, needs were identified, scored and prioritized. The CTB then selects projects using the dedicated interstate funding to advance projects designed to improve safety, reliability, and travel flow along the interstate. Completion of projects during the performance period should aid in achieving projected performance levels.

All funding federal, state, and other sources for transportation projects are allocated to projects in the CTB approved SYIP.

### **How Do Projects Get Selected for Inclusion in the STIP?**

As noted above, the funding to meet Virginia's CMAQ Program objectives and targets is allocated to projects in the CTB-approved SYIP and is consistent with VTrans. Since the SYIP is the foundation for the STIP, the program of projects in the STIP demonstrates support to achieve Virginia's traffic congestion and on-road mobile source emissions performance measures and targets.

## Transit Asset Management

The National Transit Asset Management System Final Rule, [49 U.S.C. 625](#), requires all transit agencies that receive federal financial assistance under 49 U.S.C. Chapter 53, and own, operate, or manage capital assets used in the provision of public transportation, create a Transit Asset Management TAM plan. Transit agencies are required to fulfill this requirement through an individual or group plan. Group plans are designed to collect TAM information about groups (typically smaller subrecipients of the 5311-grant program) that do not have a direct financial relationship with the Federal Transit Administration FTA . FTA defines two tiers of transit agencies based on sizing and operating perimeters. Each tier has different requirements for TAM plans.

- A Tier I agency operates rail, OR has 101 vehicles or more in all fixed route modes, OR has 101 vehicles or more in one non-fixed route mode.
- A Tier II agency is a subrecipient of FTA 5311 funds, OR is an American Indian Tribe, OR has 100 or less vehicles across all fixed route modes, OR has 100 vehicles or less in one non-fixed route mode.

Tier II agencies have the option of participating in a group plan. In Virginia, the DRPT is the Group Plan sponsor and has thus developed a Tier II Group TAM Plan covering 33 eligible Tier II agencies in the Commonwealth.

### Performance Measures

As indicated in [49 CFR Part 625](#), there are four performance measures which apply to the capital asset categories of equipment, rolling stock, infrastructure, and facilities. Table 12 describes each of these measures.

Table 12: TAM Performance Measures by Asset Category

Asset Category	Relevant Assets	Measure	Measure Type	Desired Direction
Equipment	Service support, maintenance, and other non-revenue vehicles	Percentage of vehicles that have met or exceeded their ULB	Age-based	Minimize percentage
Rolling Stock	Buses, vans, and sedans; light and heavy rail cars; commuter rail cars and locomotives; ferry boats	Percentage of revenue vehicles that have met or exceeded their ULB	Age-based	Minimize percentage
Infrastructure	Fixed guideway track	Percentage of track segments with performance speed restrictions, by mode	Performance-based	Minimize percentage
Facilities	Passenger stations, parking facilities, administration and maintenance facilities	Percentage of assets with condition rating lower than 3.0 on FTA TERM Scale*	Condition-based	Minimize percentage

\*Useful Life Benchmark (ULB) - the expected life cycle or the acceptable period of use in service for a capital asset, as determined by a transit provider, or the default benchmark provided by FTA.<sup>6</sup> As an example, FTA's default ULB of a bus is 14 years<sup>7</sup>

\*\*FTA Transit Economic Requirements Model (TERM) Scale-a rating system used to describe asset condition. The scale values are 1 (poor), 2 (marginal), 3 (adequate), 4 (good), and 5 (excellent).

<sup>6</sup> Definition as included in [49 CFR Part 625](#).

<sup>7</sup> [Default Useful Life Benchmark ULB Cheat Sheet](#)

In Virginia, the DRPT has sponsored a [Tier II Group TAM Plan](#) for smaller agencies in the Commonwealth. As part of this planning effort, DRPT has worked with participating transit agencies to develop statewide TAM targets for the TAM performance measures.

The FY22-2025 Virginia Group Tier II Transit Asset Management Plan was adopted October 1, 2022. The TAM plan sets Statewide Group TAM plan Targets for FY22 and will continue to be updated with revised targets each year for the life of the TAM plan. A copy of the TAM plan is maintained on DRPT's website <https://drpt.virginia.gov/guidelines-and-requirements/transit-asset-management-plan/>.

In accordance with TAM guidance, DRPT has provided FTA with targets for Federal Fiscal Year 2022 on behalf of the Tier II Group TAM Plan participants. These updated targets are listed in Table 13.

**Table 13: TAM Targets for Rolling Stock and Facilities**

Asset Category - Performance Measure	Asset Class	2022 Target
<b>Revenue Vehicles</b>		
Age - % of revenue vehicles within a particular asset class that have met or exceeded their Useful Life Benchmark ULB	AB - Articulated Bus	5%
	BU - Bus	15%
	CU - Cutaway	10%
	MB - Minibus	20%
	BR - Over-the-Road Bus	15%
	VN - Van	20%
<b>Equipment</b>		
Age - % of vehicles that have met or exceeded their Useful Life Benchmark ULB	Non-Revenue/Service Automobile	30%
	Trucks and other Rubber Tire Vehicles	30%
<b>Facilities</b>		
Condition - % of facilities with a condition rating below 3.0 on the FTA TERM Scale	Administrative and Maintenance Facility	10%
	Administrative Office	10%
	Maintenance Facility	15%
	Passenger Facilities	10%

For Tier I agencies, any TIP or MTP that was adopted after October 1, 2018, is in compliance with the TAM plans developed by the Tier I transit providers within the MPO as well as the regional performance measures adopted by the MPO as a whole. The performance measurements and targets for Tier I plans can be found in each agency's individual TAM plan and applicable TIPs. The following is the listing of MPOs whose TIPs will contain the regional TAM plans:

[Richmond Regional Transportation Planning Organization](#)

[Hampton Roads Transportation Planning Organization](#)

[Metropolitan Washington Council of Government's National Capital Region Transportation Planning Board](#)

[Fredericksburg Area Metropolitan Planning Organization](#)

The planning process for each MPO in the Commonwealth of Virginia will integrate, either directly or by reference, the goals, objectives, performance measures, and targets described in the applicable Tier I and Tier II group plans.

DRPT prioritizes State capital assistance provided to transit agencies via the MERIT Capital Assistance Program. The MERIT program is guided by a project prioritization process for capital needs that allows DRPT to allocate and assign limited resources to projects and investments identified as the most critical. The prioritization process is designed to favor projects that:

1. Achieve the statewide policy objective of maintaining a state of good repair of existing assets and;
2. Have the greatest impact on the provision of public transportation services throughout the state.

The MERIT process scores state of good repair projects based on a combination of age and condition of the asset. For vehicles, this includes the vehicle mileage and the vehicle age. The scoring framework prioritized replacement of assets with the highest mileage and the oldest age. DRPT first implemented MERIT for FY 2020 and will continue to utilize this approach for the FY 2024 program of projects.

# APPENDIX G

## FHWA-Eastern Federal Lands Highway Division Projects



# Appendix G: FHWA - Eastern Federal Lands Division Projects

Last Printed: 12/13/2022

PROJECT	PROGRAM FISCAL YEAR	STATE	COUNTY	PARK, REFUGE, FOREST OR OTHER PARTNER/AGENCY	DESCRIPTION	TYPE OF WORK	PRIMARY FUND SOURCE	TOTAL PROGRAMMED AMOUNT	FUNDS FROM TITLE	DELIVERED BY	STATUS	CONGRESSIONAL DISTRICT	FLMA REGION
Virginia													
VA ST TFHRC 50(6) Construct new sidewalk	2021	VA	Fairfax	FHWA - Turner Fairbank Highway Research Center	Construct new sidewalk	Other	Cooperative Research and Technology Deployment	\$235,000	Other	EFL	Planned	VA-10	FHWA
NCR FLHP Support Technical Assistance Requests	2023	VA	Various	Various	Providing assistance to the Region outside of normal project scope due to emergency nature, or requiring minimal effort of approximately 80 hours.	Study	FLTP - NPS	\$400,000	Title 23	EFL	Construction	Various	NPS-NCR
NER - Support from Volpe NER - Program and Project Support from Volpe	2023	VA	Amherst	Multiple	Support from VOLPE	Study	FLTP - NPS	\$250,000	Title 23	NPS	Construction	VA-06	NPS-NER
VA FLAP 32 High Knob Road Capital Improvements	2023	VA	Scott	High Knob Recreation Area FS	High Knob Road Capital Improvements	3R	FLAP - EFL	\$434,000	Title 23	state	Construction	VA-09	FS-08-South
VA FLAP 34 Whitetop Trail Crossing	2023	VA	Grayson	George Washington & Jefferson NF	Whitetop Trail Crossing	Other	FLAP - EFL	\$738,000	Title 23	state	Construction	VA-09	FS-08-South
VA FLAP 42 Mountain Lake Trails-Giles Co.	2023	VA	Giles	Washington & Jefferson NF NPS-Appalachian Trail	Mountain Lake Trails- Giles Co.	Other	FLAP - EFL	\$264,000	Title 23	local	Construction	VA-09	FS-08-South
VA FLAP 46 Fort Monroe Front Entrance Improvements	2023	VA	City of Hampton	NPS- Fort Monroe National Monument	Fort Monroe Front Entrance Improvements	1R	FLAP - EFL	\$206,400	Title 23	local	Construction	VA-02	NPS-NER
VA FLAP FRKN TRL(1) Westlake Multi-Use Trail	2023	VA	Franklin	Booker T. Washington National Monument	Two miles of 8-10 foot wide aggregate PED trail w/ 6 bridges connecting retirement community to BOWA	Admin	FLAP - EFL	\$469,896	Title 23	local	Construction	VA-06	NPS-NER
VA NP BLRI 1G27 Rehabilitate James River Bridge 016P	2023	VA	Amherst	BLRI	Rehabilitate James River Bridge 016P	BR1R	FLTP - NPS	\$4,750,000	Title 23	EFL	Construction	VA-09	NPS-SER
VA NP COLO 1C14 1D48 1E15 Rehabilitation of 8 Bridges	2023	VA	York, James City, & Williamsburg	COLO	Rehabilitation of 8 bridges including 4290-014, 016, 018, 020, 034, 028, 029 and 031	BR1R	FLTP - NPS	\$3,286,000	Title 23	EFL	Construction	VA-02	NPS-NER
VA NP GWMP MVT(4) Reconstruct 6.5 Miles of Mount Vernon Trail	2023	VA	Fairfax	GWMP	Reconstruction of GWMP Mount Vernon Trail (MVT) from milepost 11 to milepost 17.5	Trail	Reimbursable Authority - Non-Federal Agreements (advances)	\$26,600,000	Other	EFL	Construction	VA-08	NPS-NCR
VA ST FB KINGMNLKR GT Add left turn lane fr. SB FFCP to Kingman Rd, extend NB Mt. Vernon Hwy left turn lane at Walker ACP	2023	VA	Fairfax	Fort Belvoir	Add left turn lane fr. SB FFCP to Kingman Rd, extend NB Mt. Vernon Hwy left turn lane at Walker ACP	4R	Advances from Other Federal Agencies - Military	\$5,720,000	Other	EFL	Construction	VA-11	USACE-NA
VA ST FL MHN GT Add one additional EB driving lane on Hickory Hill Rd from .25 mi. E. of Jamestown Dr. to Mahone Ave	2023	VA	Prince George	Fort Lee	Add one additional EB driving lane on Hickory Hill Rd from .25 mi. E. of Jamestown Dr. to Mahone Ave	4R	Advances from Other Federal Agencies - Military	\$1,890,500	Other	EFL	Construction	VA-04	USACE-NA
VA ST JBMHH HTFLD GT Construct ramp and two additional exit lanes for access to Hatfield Gate from NB Washington Blvd.	2023	VA	Arlington	Joint Base Myer Henderson Hall	Construct ramp and two additional exit lanes for access to Hatfield Gate from NB Washington Blvd.	4R	Advances from Other Federal Agencies - Military	\$3,250,000	Other	EFL	Construction	VA-08	USACE-NA
VA ST NASA 1(9) Wallops Causeway Bridge Replacement.	2023	VA	Accomack	NASA-Wallops Island	Wallops Causeway Bridge Replacement.	BR_New	Reimbursable Authority - Federal Agreements	\$50,000,000	Other	EFL	Construction	VA-02	NASA
NP BLRI 1G26 Rehabilitate Otter Creek Culverts #2 and #4 on the Mainline Road along the Blue Ridge Parkway	2024	VA	Amherst	BLRI	Rehabilitate Otter Creek Culverts #2 and #4 on the Mainline Road along the Blue Ridge Parkway	3R	FLTP - NPS	\$271,000	Title 23	EFL	In design	VA06	NPS-SER
NP BLRI BMS FY24(1) Bridge Preventative Maintenance Projects	2024	VA	Various	BLRI	Bridge Preventative Maintenance Projects	BR1R	FLTP - NPS	\$400,000	Title 23	EFL	In design	Various	NPS-SER

PROJECT	PROGRAM FISCAL YEAR	STATE	COUNTY	PARK, REFUGE, FOREST OR OTHER PARTNER/AGENCY	DESCRIPTION	TYPE OF WORK	PRIMARY FUND SOURCE	TOTAL PROGRAMMED AMOUNT	FUNDS FROM TITLE	DELIVERED BY	STATUS	CONGRESSIONAL DISTRICT	FLMA REGION
NP BLRI PVT PRES FY24(1) Pavement Preservation Projects for BLRI for FY24	2024	VA	Various	BLRI	Pavement Preservation Projects for BLRI for FY24.	1R	FLTP - NPS	\$4,500,000	Title 23	EFL	In design	Various	NPS-SER
NP SER PMS FY24(1) Pavement Preservation Projects for Small Parks	2024	VA	Various	SER	Pavement Preservation - CANA, CASA, DESO, FOCA, FOFR, FOMA, FOPU, FOSU,	1R	FLTP - NPS	\$5,265,000	Title 23	EFL	In design	Various	NPS-SER
VA FTNP BLRI (TBD) Paint Infrastructure and Correct Safety and Erosion Problems, I-77 Bridge	2024	VA	Carroll	BLRI	Paint Infrastructure and Correct Safety and Erosion Problems, I-77 Bridge	BR1R	FLTP - NPS	\$1,000,000	Title 23	EFL	In design	VA09	NPS-SER
VA FTNP PETE 310976 E-H PETE Pavement Pres FY21	2024	VA	Dinwiddie	PETIE	Pavement Preservation at Petersburg National Battlefield	1R	FLTP - NPS	\$1,621,000	Title 23	NPS	In design	VA-04	NPS-NER
VA NP BLRI 226(1) Repair and Stabilize Sharp Top Mtn Road and Bus Parking Area	2024	VA	BEDFORD	Blue Ridge Parkway (BLRI)	Repair and Stabilize Sharp Top Mtn Road and Bus Parking Area	3R	FLTP - NPS	\$3,723,000	Title 23	EFL	In design	VA-06	NPS-SER
VA NP COLO 1B38 Rehabilitation of 3 Bridges	2024	VA	Williamsburg	COLO	Rehabilitation of 3 including 4290-009, -008, -013	BR1R	FLTP - NPS	\$2,600,000	Title 23	EFL	In design	VA-02	NPS-NER
VA ST CP GNRL BTH Extend turning lanes from General Booth Blvd to Headquarters Rd and install traffic signal at intersection	2024	VA	City of Virginia Beach	Camp Pendleton	Extend turning lanes from General Booth Blvd to Headquarters Rd and install traffic signal at intersection	4R	Advances from Other Federal Agencies - Military	\$1,322,000	Other	EFL	Planned	VA-02	USACE-NA
VA ST DSCR STRTHMR Realignment of Strathmore and "G" Road Intersection	2024	VA	Chesterfield	Defense Supply Center, Richmond	Realignment of Strathmore and "G" Road Intersection	4R	Advances from Other Federal Agencies - Military	\$3,200,000	Other	EFL	Planned	VA-07	USACE-NA
VA ST FP MG750TRX Rehab Rt 750 fr US 460 to Ft. Pickett Main Gate & various tank/RR crossing improvements	2024	VA	Nottoway and Dinwiddie	Fort Pickett	Rehab Rt 750 fr US 460 to Ft. Pickett Main Gate & various tank/RR crossing improvements	4R	Advances from Other Federal Agencies - Military	\$13,097,797	Other	EFL	Planned	VA-07	USACE-NA
NP COLO 1A20, 1B40, 1C16 Colonial Parkway Segments A, D, E, and F	2025	VA	Chesterfield	COLO	exposed aggregate concrete pavement 4R, asphalt pavement rehabilitation, asphalt pavement patching, drainage improvements, bridge rehabilitation, minor curb repairs, guardrail replacement, signing, and other miscellaneous work.	3R	FLTP - NPS	\$49,000,000	Title 23	EFL	Planned	VA-04	NPS-NER
VA ERFO COE 2020-1(1)	2025	VA	Franklin	Lake Philpott	Roadway reconstruction, ditch reconditioning, and culvert replacement	Spot	ERFO	\$1,820,000	Title 23	EFL	Not Started	VA-05	USACE-Wilmington District
VA ERFO FS 2018-1(2),2(1)	2025	VA	Craig, Pulaski	George Washington and Jefferson National Forest	Repairs will include culvert replacements, placement of fill material and aggregate, road and ditch reconditioning and brushing	Spot	ERFO	\$4,237,400	Title 23	EFL	In Design	VA-09	FS-R8
VA ERFO FS 2018-2(2),3(1)	2025	VA	Rockingham, Augusta	George Washington and Jefferson National Forest	Repairs will include 1 culvert replacement and associated road segment repairs. The culvert is on a native brook trout stream and will need to be replaced with an Aquatic Organism Passage (AOP) structure.	Spot	ERFO	\$2,191,500	Title 23	EFL	In Design	VA-06	FS-R8
VA ERFO FS GWJEF808 2020-2(1)	2025	VA	Wythe, Tazewell, Scott	George Washington & Jefferson NFs, George Washington & Jefferson NF	Emergency repair performed on October 18, 2018 to address heavily clogged culverts (MP 0.06, 1.4, 1.6) and failing roadway fill (MP 0.06). Need permanent replacement of triple culverts (existing 60'x72" pipe arches) at MP 0.06 with a clear span structure (betterment).	Spot	ERFO	\$9,841,418	Title 23	EFL	In Design	VA-09	FS-R8

PROJECT	PROGRAM FISCAL YEAR	STATE	COUNTY	PARK, REFUGE, FOREST OR OTHER PARTNER/AGENCY	DESCRIPTION	TYPE OF WORK	PRIMARY FUND SOURCE	TOTAL PROGRAMMED AMOUNT	FUNDS FROM TITLE	DELIVERED BY	STATUS	CONGRESSIONAL DISTRICT	FLMA REGION
VA ERFO FS GWJEF808 2020-2(2) REPLACE LICK CREEK TRAIL BRIDGE	2025	VA	Bland	George Washington & Jefferson NF	Remove failed 1980 Appalachian Trail bridge that was damaged multiple times by debris during flood events. Replace with a new single span trail bridge that meets load requirements, minimum elevation requirement, and current Forest Service standards.	Spot	ERFO	\$2,648,037	Title 23	EFL	In Design	VA-09	FS-R8
VA ERFO FS GWJEF808 2020-3(1)	2025	VA	Bedford	George Washington & Jefferson NF	Repair the corroded pipe with lean concrete to seal the base, recompact backfill around pipes/conc at each approach, place concrete on each approach to harden road surfacing, place riprap to protect stream banks.	Spot	ERFO	\$310,288	Title 23	EFL	In Design	VA-06	FS-R8
VA FTNP FRSP BRG(1) Rehabilitate 3 bridges (4370-001,-002, and -003)	2025	VA	SPOTSYLVANIA	FRSP	Rehabilitate 3 bridges (4370-001,-002, and -003)	BR3R	FLTP - NPS	\$983,000	Title 23	EFL	In design	VA-01	NPS-NER
VA NP GWMP 105(2) Rehabilitate Fort Hunt Roads and Parking	2026	VA	Fairfax	GWMP	Rehabilitate Fort Hunt Roads and Parking	3R	FLTP - NPS	\$2,400,000	Title 23	EFL	Planned	VA-08	NPS-NCR

# APPENDIX H

## District Project Listings

# BRISTOL DISTRICT

July 2023

Prepared by the  
**Virginia Department of Transportation**  
in Cooperation with  
**Virginia Department of Rail and Public Transportation,**  
**Federal Highway Administration–Virginia Division Office, and**  
**Federal Transit Administration**

### Bristol District

#### Interstate Projects

MPO	NonMPO					
UPC NO	120396	SCOPE				
SYSTEM	Interstate	JURISDICTION	Statewide		OVERSIGHT	
PROJECT	#OTHERINT - I-77 OPERATIONAL IMPROVEMENTS - TRIP				ADMIN BY	VDOT
DESCRIPTION	FROM: VARIOUS TO: VARIOUS					
ROUTE/STREET	0077				TOTAL COST	\$150,000
	FUND SOURCE	MATCH	FY24	FY25	FY26	FY27
CN AC	Federal - AC OTHER	\$0	\$150,000	\$0	\$0	\$0

MPO	Bristol					
UPC NO	110380	SCOPE				
SYSTEM	Interstate	JURISDICTION	Multi-jurisdictional: Bristol MPO		OVERSIGHT	NFO
PROJECT	#HB2.FY17 I-81 AT RT 75 (Exit 17) INCHG GARVEE DEBT SERVICE				ADMIN BY	VDOT
DESCRIPTION						
PROGRAM NOTE	Includes \$3,935,820 GARVEE Debt Service Interest Prev, \$612,284 FFY24 GARVEE Debt Service Interest, \$571,733 GARVEE Debt Service Interest FFY25, \$513,989 GARVEE Debt Service Interest FFY26, \$453,361 GARVEE Debt Service Interest FFY27, \$1,460,910 GARVEE Debt Service Interest FFY28-38. Total GARVEE Debt Service Interest \$7,548,097. Corresponding CN UPC 109419					
ROUTE/STREET	0081				TOTAL COST	\$16,881,824
	FUND SOURCE	MATCH	FY24	FY25	FY26	FY27
PE	Federal - AC CONVERSION	\$0	\$0	\$571,733	\$513,989	\$453,361
	Federal - NHS/NHPP	\$0	\$612,284	\$0	\$0	\$0
PE TOTAL		\$0	\$612,284	\$571,733	\$513,989	\$453,361

### Bristol District

#### Primary Projects

MPO	NonMPO				
UPC NO	85126	SCOPE	Preliminary Engineering		
SYSTEM	Primary	JURISDICTION	Buchanan County	OVERSIGHT	FO
PROJECT	RTE 121 - VDOT ALPHA/PIONEER OVERSIGHT CFX - FEDERAL			ADMIN BY	VDOT
DESCRIPTION	FROM: WEST VIRGINIA STATE LINE TO: ROUTE 23 (57.0000 MI)				
PROGRAM NOTE	All funds obligated based on current allocations/estimate				
ROUTE/STREET	US ROUTE 121 (0121)			TOTAL COST	\$7,116,996
	FUND SOURCE	MATCH	FY24	FY25	FY26
			\$0	\$0	\$0
					FY27
					\$0

MPO	NonMPO				
UPC NO	90282	SCOPE	New Construction Roadway		
SYSTEM	Primary	JURISDICTION	Buchanan County	OVERSIGHT	NFO
PROJECT	121 CFX - 460 Corridor Q Poplar Creek Phase A Finish			ADMIN BY	VDOT
DESCRIPTION	FROM: East end of Hawks Nest Section TO: 0.32 Mi. East Int. Route 604 (2.6100 MI)				
ROUTE/STREET	121 CFX - 460 CORRIDOR Q POPLAR CREEK (0121)			TOTAL COST	\$178,879,832
	FUND SOURCE	MATCH	FY24	FY25	FY26
PE	Federal - HPD	\$64,954	\$259,815		\$0
	Federal - STP/STBG	\$0	\$4,294,878		\$0
PE TOTAL		\$64,954	\$4,554,693		\$0
RW AC	Federal - AC OTHER		\$5,294,380		\$0
CN	Federal - HPD	\$51,883	\$207,531		\$0
CN AC	Federal - AC OTHER	\$0	\$28,259,726		\$0

MPO	NonMPO				
UPC NO	104094	SCOPE	New Construction Roadway		
SYSTEM	Primary	JURISDICTION	Buchanan County	OVERSIGHT	NFO
PROJECT	CFX - Poplar Creek Phase A - VDOT Oversight and RW Acq. Cost			ADMIN BY	VDOT
DESCRIPTION	FROM: East end of Hawks Nest TO: Existing Route 604 (3.0000 MI)				
ROUTE/STREET	121 CFX - 460 CORRIDOR Q POPLAR CREEK PHASE A (0121)			TOTAL COST	\$20,930,213
	FUND SOURCE	MATCH	FY24	FY25	FY26
PE	Federal - APD	\$0	\$781,917		\$0
	Federal - NHS/NHPP	\$0	\$281,917		\$0
PE TOTAL		\$0	\$1,063,834		\$0
PE AC	Federal - AC OTHER	\$0	\$648,217		\$0
RW	Federal - APD	\$0	(\$500,000)		\$0
CN	Federal - APD	\$0	(\$104,921)		\$0

MPO	NonMPO					
UPC NO	64144	SCOPE	Reconstruction w/ Added Capacity			
SYSTEM	Primary	JURISDICTION	Buchanan County		OVERSIGHT	FO
PROJECT	ROUTE 460 CONNECTOR PHASE I, VDOT Oversight				ADMIN BY	VDOT
DESCRIPTION	FROM: KENTUCKY STATE LINE TO: 460 CONNECTOR PHASE II (.88Mi East KY ST Line) (0.8800 MI)					
ROUTE/STREET	0460				TOTAL COST	\$17,916,658
	FUND SOURCE	MATCH	FY24	FY25	FY26	FY27
PE	Federal - APD	\$712,892	\$2,851,568	\$0	\$0	\$0
RW	Federal - APD	\$246,216	\$984,862	\$0	\$0	\$0
CN	Federal - APD	\$626,536	\$2,506,145	\$0	\$0	\$0

MPO	NonMPO					
UPC NO	85914	SCOPE	Reconstruction w/ Added Capacity			
SYSTEM	Primary	JURISDICTION	Buchanan County		OVERSIGHT	FO
PROJECT	New 460 Connector, Phase 1, Design Build				ADMIN BY	VDOT
DESCRIPTION	FROM: Kentucky State Line TO: 0.833 Mile East Kentucky State Line (0.8330 MI)					
ROUTE/STREET	US 460 CONNECTOR (0460)				TOTAL COST	\$103,284,632
	FUND SOURCE	MATCH	FY24	FY25	FY26	FY27
PE	Federal - APD	\$980,405	\$3,921,619	\$0	\$0	\$0
PE AC	Federal - AC OTHER	\$0	\$882,531	\$0	\$0	\$0
RW	Federal - APD	(\$618,088)	(\$2,472,353)	\$0	\$0	\$0
CN	Federal - APD	(\$2,624,028)	(\$10,496,110)	\$0	\$0	\$0

MPO	NonMPO					
UPC NO	88140	SCOPE	New Construction Roadway			
SYSTEM	Primary	JURISDICTION	Buchanan County		OVERSIGHT	FO
PROJECT	Oversight Corridor Q - 460 Conn. 2, Interchange & Hawks Nest				ADMIN BY	VDOT
DESCRIPTION	FROM: 0.833 Mi. East Kentucky State Line TO: 0.53 Mi. East Rte. 614 (9.0000 MI)					
PROGRAM NOTE	Parent UPC of Child UPC's 100707 & 100708					
ROUTE/STREET	US 460 / CORRIDOR Q (0460)				TOTAL COST	\$12,582,878
	FUND SOURCE	MATCH	FY24	FY25	FY26	FY27
PE	Federal - APD	\$120,000	\$480,000	\$0	\$0	\$0
CN	Federal - APD	\$0	(\$293,504)	\$0	\$0	\$0

MPO	NonMPO					
UPC NO	100468	SCOPE	Preliminary Engineering			
SYSTEM	Primary	JURISDICTION	Buchanan County		OVERSIGHT	FO
PROJECT	Corridor Q Route 121-460 Intersection VDOT Oversight				ADMIN BY	VDOT
DESCRIPTION	FROM: 460 Connector Phase II Section TO: Hawks Nest Section (0.5000 MI)					
PROGRAM NOTE	All funds obligated based on current allocations/estimate. Parent UPC of Child UPC 100520					
ROUTE/STREET	INTERSECTION OF 460 PHASE II AND HAWKS NEST (0460)				TOTAL COST	\$2,000,000
	FUND SOURCE	MATCH	FY24	FY25	FY26	FY27
		\$0	\$0	\$0	\$0	\$0



MPO	NonMPO					
UPC NO	100520	SCOPE	New Construction Roadway			
SYSTEM	Primary	JURISDICTION	Buchanan County	OVERSIGHT	FO	
PROJECT	Corridor Q 121/460 Intersection			ADMIN BY	VDOT	
DESCRIPTION	FROM: 460 Connector Phase II Section TO: Hawks Nest Section (0.5700 MI)					
PROGRAM NOTE	Child UPC of Parent UPC 100468					
ROUTE/STREET	INTERSECTION OF 460 PHASE II AND HAWKS NEST (0460)			TOTAL COST	\$16,777,407	
	FUND SOURCE	MATCH	FY24	FY25	FY26	FY27
PE	Federal - APD		\$0	(\$342,374)	\$0	\$0
RW	Federal - APD		\$0	(\$657,626)	\$0	\$0
CN	Federal - APD		\$0	(\$1,203,665)	\$0	\$0

MPO	NonMPO					
UPC NO	100707	SCOPE	New Construction Roadway			
SYSTEM	Primary	JURISDICTION	Buchanan County	OVERSIGHT	FO	
PROJECT	ROUTE 460 CONNECTOR - PHASE II - Rough Grade			ADMIN BY	VDOT	
DESCRIPTION	FROM: 0.833 Mi. East Kentucky State Line TO: 7.033 Mi. East Kentucky State Line (6.2000 MI)					
ROUTE/STREET	ROUTE 460 / CORRIDOR Q (0460)			TOTAL COST	\$120,000,000	
	FUND SOURCE	MATCH	FY24	FY25	FY26	FY27
PE	Federal - APD		\$0	\$3,501,608	\$0	\$0
	Federal - SAFETEA-LU	\$51,700	\$206,799		\$0	\$0
PE TOTAL		\$51,700	\$3,708,407		\$0	\$0
PE AC	Federal - AC OTHER		\$0	\$7,082,146	\$0	\$0
RW AC	Federal - AC OTHER		\$0	\$1,362,912	\$0	\$0
CN	Federal - APD		\$0	(\$3,501,608)	\$0	\$0

MPO	NonMPO					
UPC NO	100708	SCOPE	New Construction Roadway			
SYSTEM	Primary	JURISDICTION	Buchanan County	OVERSIGHT	FO	
PROJECT	Corridor Q - 460 Connector Phase II Finish Grade			ADMIN BY	VDOT	
DESCRIPTION	FROM: US Route 460 Connector Phase I TO: Route 121/Corridor Q Intersection (6.1890 MI)					
PROGRAM NOTE	Child UPC of Parent UPC 88140					
ROUTE/STREET	ROUTE 460 / CORRIDOR Q (0460)			TOTAL COST	\$35,589,988	
	FUND SOURCE	MATCH	FY24	FY25	FY26	FY27
CN AC	Federal - AC OTHER		\$0	\$1,096,691	\$0	\$0

MPO	NonMPO					
UPC NO	117788	SCOPE	New Construction Roadway			
SYSTEM	Primary	JURISDICTION	Buchanan County		OVERSIGHT	NFO
PROJECT	CFX - Poplar Creek Phase B - VDOT Oversight and RW Acq. Cost				ADMIN BY	VDOT
DESCRIPTION	FROM: End Poplar Creek Phase A TO: Ex. Route 460 Town of Grundy, 0.75 MI.W. of SC 1005 (2.0700 MI)					
PROGRAM NOTE	All funds obligated based on current allocations/estimate					
ROUTE/STREET	US 121/460 (0460)				TOTAL COST	\$25,099,695
	FUND SOURCE	MATCH	FY24	FY25	FY26	FY27
RW	Federal - STP/STBG	\$1,002,431	\$4,009,724		\$0	\$0
CN	Federal - STP/STBG	\$1,347,549	\$5,390,195		\$0	\$0

MPO	NonMPO					
UPC NO	117789	SCOPE	New Construction Roadway			
SYSTEM	Primary	JURISDICTION	Buchanan County		OVERSIGHT	NFO
PROJECT	CFX 121/460 Corridor Q Intersection/Hawk's Nest Oversight				ADMIN BY	VDOT
DESCRIPTION	FROM: End 460 Connector Phase II TO: Beginning 460 Poplar Creek Phase A (2.2100 MI)					
ROUTE/STREET	ROUTE 121/460 (0460)				TOTAL COST	\$1,295,757
	FUND SOURCE	MATCH	FY24	FY25	FY26	FY27
CN	Federal - APD	\$135,920	\$543,678		\$0	\$0
	Federal - NHS/NHPP	\$36,848	\$147,393		\$0	\$0
CN TOTAL		\$172,768	\$691,071		\$0	\$0

MPO	NonMPO					
UPC NO	117807	SCOPE	New Construction Roadway			
SYSTEM	Primary	JURISDICTION	Buchanan County		OVERSIGHT	FO
PROJECT	121/460 Corridor Q Intersection/Hawk's Nest Finish Grade				ADMIN BY	VDOT
DESCRIPTION	FROM: End Route 460 Connector Phase 2 TO: Beginning Route 460 Poplar Creek Phase A (2.2100 MI)					
PROGRAM NOTE	All funds obligated based on current allocations/estimate					
ROUTE/STREET	ROUTE 121/460 (0460)				TOTAL COST	\$12,961,432
	FUND SOURCE	MATCH	FY24	FY25	FY26	FY27
		\$0	\$0		\$0	\$0

MPO	NonMPO					
UPC NO	117808	SCOPE	New Construction Roadway			
SYSTEM	Primary	JURISDICTION	Buchanan County		OVERSIGHT	NFO
PROJECT	CFX - 121/460 Poplar Creek Phase B - PE/RW				ADMIN BY	VDOT
DESCRIPTION	FROM: End Poplar Creek Phase A TO: Ex. Route 460 Town of Grundy, 0.75 MI.W. of SC 1005 (2.0700 MI)					
ROUTE/STREET	121 CFX - 460 CORRIDOR Q POPLAR CREEK (0460)				TOTAL COST	\$10,041,213
	FUND SOURCE	MATCH	FY24	FY25	FY26	FY27
PE	Federal - APD		\$0	(\$410,000)	\$0	\$0
RW	Federal - APD		\$0	(\$222,050)	\$0	\$0

MPO	NonMPO					
UPC NO	118490	SCOPE	New Construction Roadway			
SYSTEM	Primary	JURISDICTION	Buchanan County		OVERSIGHT	FO
PROJECT	CFX - 121/460 Poplar Creek Phase B - Final Design and CN				ADMIN BY	VDOT
DESCRIPTION	FROM: End Poplar Creek Phase A TO: Connect to Existing Route 460 (2.0700 MI)					
ROUTE/STREET	US 121 460 (0460)				TOTAL COST	\$171,991,592
	FUND SOURCE	MATCH	FY24	FY25	FY26	FY27
PE	Federal - APD	\$263,418	\$1,053,670	\$0	\$0	\$0
RW	Federal - APD	\$434,970	\$1,739,879	\$0	\$0	\$0
CN	Federal - APD		\$35,004,782	\$0	\$0	\$0
CN AC	Federal - AC OTHER	\$0	\$124,916,690	\$0	\$0	\$0

**Bristol District**  
**Secondary**  
**Projects**

MPO	NonMPO					
UPC NO	121429	SCOPE				
SYSTEM	Secondary	JURISDICTION	Wythe County	OVERSIGHT	NFO	
PROJECT	#SMART20 - PROGRESS PARK CONNECTOR GARVEE DEBT SERVICE			ADMIN BY	VDOT	
DESCRIPTION	FROM: Int. Nye Road TO: Int. E. Lee Trinkle Dr. (Rte. 792) (2.2910 MI)					
PROGRAM NOTE	Includes \$318,643 FFY24 GARVEE Debt Service Interest, \$667,846 GARVEE Debt Service Interest FFY25, \$679,258 GARVEE Debt Service Interest FFY26, \$640,097 GARVEE Debt Service Interest FFY27, \$3,944,698 GARVEE Debt Service Interest FFY28-39. Total GARVEE Debt Service Interest \$6,250,542. Corresponding CN UPC 115540					
ROUTE/STREET	PROGRESS PARK CONNECTOR (9999)			TOTAL COST	\$3,629,035	
	FUND SOURCE	MATCH	FY24	FY25	FY26	FY27
PE	Federal - AC CONVERSION	\$0	\$0	\$667,846	\$679,258	\$640,097
	Federal - STP/STBG	\$0	\$318,643	\$0	\$0	\$0
PE TOTAL		\$0	\$318,643	\$667,846	\$679,258	\$640,097
PE AC	Federal - AC	\$0	\$5,931,899	\$0	\$0	\$0

## Bristol District

### Urban Projects

MPO	Bristol					
UPC NO	105309	SCOPE	Reconstruction w/ Added Capacity			
SYSTEM	Urban	JURISDICTION	Bristol	OVERSIGHT	FO	
PROJECT	#HB2.FY17 Widen Rte. 11 & I-81 south bound on & off ramps			ADMIN BY	Locally	
DESCRIPTION	FROM: 500 feet west of Int. I-81 northbound off ramp TO: 450 feet east of Island Rd. (0.1300 MI)					
ROUTE/STREET	LEE HIGHWAY (0011)			TOTAL COST	\$6,728,429	
	FUND SOURCE	MATCH	FY24	FY25	FY26	FY27
PE	Federal - STP/SU	(\$5,000)	(\$20,000)	\$0	\$0	\$0
CN	Federal - DEMO	\$0	\$245,988	\$0	\$0	\$0
	Federal - NHS/NHPP	\$0	\$2,974,141	\$0	\$0	\$0
	Federal - STP/STBG	\$0	\$797,552	\$0	\$0	\$0
CN TOTAL		\$0	\$4,017,681	\$0	\$0	\$0
CN AC	Federal - AC OTHER	\$0	\$1,920,748	\$0	\$0	\$0

MPO	Bristol					
UPC NO	121136	SCOPE	Bridge Rehab w/o Added Capacity			
SYSTEM	Urban	JURISDICTION	Bristol	OVERSIGHT	NFO	
PROJECT	#SGR23LB (FED ID 20001) Piedmont Ave over Beaver Crk Phase 1			ADMIN BY	VDOT	
DESCRIPTION	FROM: 0.00 PIED AVE TO: 0.30 8TH ST (0.2500 MI)					
ROUTE/STREET	PIEDMONT AVENUE (0113)			TOTAL COST	\$99,109,620	
	FUND SOURCE	MATCH	FY24	FY25	FY26	FY27
PE	Federal - BR	\$0	\$3,500,000	\$0	\$0	\$0
	Federal - HIP/F	\$0	\$3,000,000	\$0	\$0	\$0
PE TOTAL		\$0	\$6,500,000	\$0	\$0	\$0
RW	Federal - BR	\$0	\$0	\$0	\$2,531,904	\$0
	Federal - NHS/NHPP	\$0	\$0	\$0	\$968,096	\$0
RW TOTAL		\$0	\$0	\$0	\$3,500,000	\$0
CN	Federal - BR	\$0	\$0	\$0	\$0	\$55,833,520
CN AC	Federal - AC OTHER	\$0	\$0	\$0	\$0	\$33,276,100

### Bristol District

#### Miscellaneous Projects

MPO	Multiple MPOs					
UPC NO	119654	SCOPE	Traffic Management/Engineering			
SYSTEM	Miscellaneous	JURISDICTION	Statewide		OVERSIGHT	NFO
PROJECT	#181 CIP PARALLEL FACILITIES IMPROVEMENTS O&M FY 21-27				ADMIN BY	VDOT
DESCRIPTION	FROM: State Line with Tennessee TO: State Line with West Virginia					
ROUTE/STREET	ARTERIALS ADJANCET TO INTERSTATE 81 (0081)				TOTAL COST	\$479,805
	FUND SOURCE	MATCH	FY24	FY25	FY26	FY27
CN AC	Federal - AC OTHER	\$0	\$479,805	\$0	\$0	\$0

### Bristol District

#### Project Groupings

MPO		NonMPO				
GROUPING		Construction: Bridge Rehabilitation/Replacement/Reconstruction				
ROUTE/STREET					TOTAL COST	\$298,616,134
	FUND SOURCE	MATCH	FY24	FY25	FY26	FY27
PE	Federal - AC CONVERSION	\$184,946	\$0	\$0	\$739,783	\$0
	Federal - BR	\$697,667	\$1,018,987	\$632,000	\$246,174	\$893,507
	Federal - NHS/NHPP	\$647,958	\$0	\$800,000	\$1,158,866	\$632,964
PE TOTAL		\$1,530,570	\$1,018,987	\$1,432,000	\$2,144,823	\$1,526,471
PE AC	Federal - AC OTHER	\$0	\$150,000	\$924,729	\$0	\$0
RW	Federal - AC CONVERSION	\$217,675	\$130,111	\$740,588	\$0	\$0
	Federal - BR	\$222,977	\$179,108	\$712,800	\$0	\$0
	Federal - NHS/NHPP	\$73,556	\$278,154	\$16,068	\$0	\$0
RW TOTAL		\$514,207	\$587,373	\$1,469,456	\$0	\$0
RW AC	Federal - AC OTHER	\$0	\$162,639	\$925,735	\$0	\$0
CN	Federal - AC CONVERSION	\$2,301,575	\$2,519,840	\$800,000	\$3,298,043	\$2,588,418
	Federal - BR	\$9,551,392	\$5,365,300	\$8,495,022	\$12,914,770	\$11,430,474
	Federal - NHS/NHPP	\$3,163,516	\$767,947	\$10,066,002	\$1,820,113	\$0
	Federal - STP/STBG	\$492,768	\$600,000	\$393,010	\$978,062	\$0
CN TOTAL		\$15,509,250	\$9,253,087	\$19,754,034	\$19,010,988	\$14,018,892
CN AC	Federal - AC OTHER	\$0	\$6,315,081	\$3,567,714	\$5,360,985	\$0

MPO		NonMPO				
GROUPING		Construction: Forest Highway				
ROUTE/STREET					TOTAL COST	\$2,290,864
	FUND SOURCE	MATCH	FY24	FY25	FY26	FY27
		\$0	\$0	\$0	\$0	\$0

MPO		NonMPO				
GROUPING		Construction: Rail				
ROUTE/STREET					TOTAL COST	\$365,000
	FUND SOURCE	MATCH	FY24	FY25	FY26	FY27
		\$0	\$0	\$0	\$0	\$0

MPO		NonMPO				
GROUPING		Construction: Safety/ITS/Operational Improvements				
ROUTE/STREET					TOTAL COST	\$468,408,010
	FUND SOURCE	MATCH	FY24	FY25	FY26	FY27
PE	Federal - HSIP	\$15,305	\$101,149	\$36,595	\$0	\$0
	Federal - STP/STBG	\$283,941	\$1,135,765	\$0	\$0	\$0
PE TOTAL		\$299,246	\$1,236,914	\$36,595	\$0	\$0
PE AC	Federal - AC	\$92,787	\$186,300	\$428,702	\$0	\$0
	Federal - AC OTHER	\$0	\$1,595,166	\$0	\$0	\$0
PE AC		\$92,787	\$1,781,466	\$428,702	\$0	\$0
RW	Federal - AC CONVERSION	\$179,935	\$64,260	\$655,480	\$0	\$0
	Federal - NHS/NHPP	\$78,599	\$0	\$144,049	\$170,347	\$0
	Federal - STP/STBG	\$395,477	\$450,436	\$0	\$1,131,470	\$0
	Federal - TAP/F	\$15,813	\$0	\$63,251	\$0	\$0
RW TOTAL		\$669,823	\$514,696	\$862,780	\$1,301,817	\$0
CN	Federal - AC CONVERSION	\$3,650,300	\$0	\$5,203,495	\$721,194	\$20,973,909
	Federal - HSIP	\$94,598	\$0	\$659,587	\$191,794	\$0
	Federal - NHFP	\$0	\$0	\$0	\$2,259,566	\$0
	Federal - NHS/NHPP	\$1,463,589	\$2,369,552	\$0	\$3,484,805	\$0
	Federal - STP/STBG	\$1,792,674	\$3,545,181	\$560,000	\$3,065,514	\$0
	Federal - TAP/F	\$1,443,395	\$0	\$0	\$5,773,580	\$0
CN TOTAL		\$8,444,555	\$5,914,733	\$6,423,082	\$15,496,453	\$20,973,909
CN AC	Federal - AC OTHER	\$0	\$37,233,286	\$1,102,985	\$37,668,579	\$0

MPO		NonMPO				
GROUPING		Construction: Transportation Alternatives/Byway/Non-Traditional				
ROUTE/STREET					TOTAL COST	\$25,348,034
	FUND SOURCE	MATCH	FY24	FY25	FY26	FY27
RW	Federal - TAP/F	\$15,906	\$4,000	\$59,623	\$0	\$0
CN	Federal - TAP/F	\$635,961	\$688,859	\$665,247	\$1,189,736	\$0
CN AC	Federal - AC OTHER	\$0	\$272,967	\$229,143	\$430,764	\$0

MPO		NonMPO				
GROUPING		Maintenance : Preventive Maintenance and System Preservation				
PROGRAM NOTE		Funding identified to be obligated districtwide as projects are identified.				
ROUTE/STREET					TOTAL COST	\$23,727,211
	FUND SOURCE	MATCH	FY24	FY25	FY26	FY27
		\$0	\$0	\$0	\$0	\$0



MPO	Bristol						
GROUPING	Maintenance : Preventive Maintenance and System Preservation						
PROGRAM NOTE	Funding identified to be obligated districtwide as projects are identified.						
ROUTE/STREET						TOTAL COST	\$23,727,211
	FUND SOURCE	MATCH	FY24	FY25	FY26	FY27	
CN	Federal - NHS/NHPP		\$0	\$3,475,421	\$3,475,421	\$3,475,421	\$3,475,421
	Federal - STP/STBG		\$0	\$2,441,178	\$2,451,200	\$2,461,392	\$2,471,757
CN TOTAL			\$0	\$5,916,599	\$5,926,621	\$5,936,813	\$5,947,178

MPO	NonMPO						
GROUPING	Maintenance : Preventive Maintenance for Bridges						
PROGRAM NOTE	Funding identified to be obligated districtwide as projects are identified.						
ROUTE/STREET						TOTAL COST	\$34,413,863
	FUND SOURCE	MATCH	FY24	FY25	FY26	FY27	
			\$0	\$0	\$0	\$0	\$0

MPO	Bristol						
GROUPING	Maintenance : Preventive Maintenance for Bridges						
PROGRAM NOTE	Funding identified to be obligated districtwide as projects are identified.						
ROUTE/STREET						TOTAL COST	\$34,413,863
	FUND SOURCE	MATCH	FY24	FY25	FY26	FY27	
CN	Federal - HSIP		\$0	\$0	\$1,360,781	\$0	\$0
	Federal - NHFP		\$0	\$930,506	\$930,506	\$930,506	\$930,506
	Federal - NHS/NHPP		\$0	\$1,133,333	\$1,133,333	\$1,133,333	\$1,133,333
	Federal - STP/STBG		\$0	\$6,162,617	\$6,186,884	\$6,211,563	\$6,236,662
CN TOTAL			\$0	\$8,226,456	\$9,611,504	\$8,275,402	\$8,300,501

MPO	NonMPO						
GROUPING	Maintenance : Traffic and Safety Operations						
PROGRAM NOTE	Funding identified to be obligated districtwide as projects are identified.						
ROUTE/STREET						TOTAL COST	\$19,163,232
	FUND SOURCE	MATCH	FY24	FY25	FY26	FY27	
			\$0	\$0	\$0	\$0	\$0

MPO	Bristol						
GROUPING	Maintenance : Traffic and Safety Operations						
PROGRAM NOTE	Funding identified to be obligated districtwide as projects are identified.						
ROUTE/STREET						TOTAL COST	\$19,163,232
	FUND SOURCE	MATCH	FY24	FY25	FY26	FY27	
CN	Federal - HSIP		\$0	\$0	\$1,360,781	\$0	\$0
	Federal - NHS/NHPP		\$0	\$3,355,556	\$3,355,556	\$3,355,556	\$3,355,556
	Federal - STP/STBG		\$0	\$1,088,279	\$1,092,747	\$1,097,290	\$1,101,911
CN TOTAL			\$0	\$4,443,835	\$5,809,084	\$4,452,846	\$4,457,467

**Bristol MPO**  
**Project**  
**Groupings**

GROUPING		Construction : Bridge Rehabilitation/Replacement/Reconstruction				
ROUTE/STREET					TOTAL COST	\$11,283,530
	FUND SOURCE	MATCH	FY24	FY25	FY26	FY27
RW	Federal - NHS/NHPP	\$177,546	\$710,184		\$0	\$0
CN	Federal - NHS/NHPP	\$639,281		\$2,557,122		\$0
CN AC	Federal - AC OTHER	\$0	\$0	\$4,413,062		\$0

GROUPING		Construction : Safety/ITS/Operational Improvements				
ROUTE/STREET					TOTAL COST	\$184,676,839
	FUND SOURCE	MATCH	FY24	FY25	FY26	FY27
PE	Federal - NHS/NHPP	\$30,000	\$120,000		\$0	\$0
	Federal - STP/STBG	\$3,958	\$0		\$15,833	\$0
PE TOTAL		\$33,958	\$120,000		\$15,833	\$0
PE AC	Federal - AC OTHER	\$0	\$0		\$849,405	\$0
RW	Federal - NHS/NHPP	\$70,000	\$280,000		\$0	\$0
	Federal - STP/STBG	\$126,571	\$100,000		\$406,285	\$0
RW TOTAL		\$196,571	\$380,000		\$406,285	\$0
CN	Federal - AC CONVERSION	\$236,307	\$145,228		\$0	\$800,000
	Federal - NHS/NHPP	\$156,487	\$0		\$625,949	\$0
	Federal - STP/STBG	\$685,270	\$1,186,063	\$2,203,200	\$537,880	\$0
CN TOTAL		\$1,078,064	\$1,331,291	\$2,203,200	\$1,163,829	\$800,000
CN AC	Federal - AC OTHER	\$0	\$6,902,149	\$100,000	\$7,137,973	\$0

GROUPING		Construction : Transportation Alternatives/Byway/Non-Traditional				
ROUTE/STREET					TOTAL COST	\$542,527
	FUND SOURCE	MATCH	FY24	FY25	FY26	FY27
CN	Federal - HSIP	\$26,964	\$242,677		\$0	\$0
	Federal - TAP/F	\$34,555	\$138,220		\$0	\$0
CN TOTAL		\$61,519	\$380,897		\$0	\$0
CN AC	Federal - AC OTHER	\$0	\$55,109		\$0	\$0

GROUPING		Maintenance : Preventive Maintenance and System Preservation				
PROGRAM NOTE		Funding identified to be obligated districtwide as projects are identified.				
ROUTE/STREET					TOTAL COST	\$23,727,211
	FUND SOURCE	MATCH	FY24	FY25	FY26	FY27
CN	Federal - NHS/NHPP	\$0	\$3,475,421	\$3,475,421	\$3,475,421	\$3,475,421
	Federal - STP/STBG	\$0	\$2,441,178	\$2,451,200	\$2,461,392	\$2,471,757
CN TOTAL		\$0	\$5,916,599	\$5,926,621	\$5,936,813	\$5,947,178

GROUPING		Maintenance : Preventive Maintenance for Bridges				
PROGRAM NOTE		Funding identified to be obligated districtwide as projects are identified.				
ROUTE/STREET					TOTAL COST	\$34,413,863
	FUND SOURCE	MATCH	FY24	FY25	FY26	FY27
CN	Federal - HSIP	\$0	\$0	\$1,360,781	\$0	\$0
	Federal - NHFP	\$0	\$930,506	\$930,506	\$930,506	\$930,506
	Federal - NHS/NHPP	\$0	\$1,133,333	\$1,133,333	\$1,133,333	\$1,133,333
	Federal - STP/STBG	\$0	\$6,162,617	\$6,186,884	\$6,211,563	\$6,236,662
CN TOTAL		\$0	\$8,226,456	\$9,611,504	\$8,275,402	\$8,300,501

GROUPING		Maintenance : Traffic and Safety Operations				
PROGRAM NOTE		Funding identified to be obligated districtwide as projects are identified.				
ROUTE/STREET					TOTAL COST	\$19,163,232
	FUND SOURCE	MATCH	FY24	FY25	FY26	FY27
CN	Federal - HSIP	\$0	\$0	\$1,360,781	\$0	\$0
	Federal - NHS/NHPP	\$0	\$3,355,556	\$3,355,556	\$3,355,556	\$3,355,556
	Federal - STP/STBG	\$0	\$1,088,279	\$1,092,747	\$1,097,290	\$1,101,911
CN TOTAL		\$0	\$4,443,835	\$5,809,084	\$4,452,846	\$4,457,467

# CULPEPER DISTRICT

July 2023

Prepared by the  
**Virginia Department of Transportation**  
in Cooperation with  
**Virginia Department of Rail and Public Transportation,**  
**Federal Highway Administration–Virginia Division Office, and**  
**Federal Transit Administration**

### Culpeper District

#### Kingsport MPO

#### Project Groupings

GROUPING	Construction : Bridge Rehabilitation/Replacement/Reconstruction						
ROUTE/STREET						TOTAL COST	\$8,908,123
	FUND SOURCE	MATCH	FY24	FY25	FY26	FY27	
			\$0	\$0	\$0	\$0	

GROUPING	Construction : Safety/ITS/Operational Improvements						
ROUTE/STREET						TOTAL COST	\$37,932,408
	FUND SOURCE	MATCH	FY24	FY25	FY26	FY27	
PE	Federal - HSIP	\$0	\$75,000	\$0	\$0	\$0	
RW	Federal - TAP/F	\$4,371	\$0	\$17,483	\$0	\$0	
CN	Federal - HSIP	\$0	\$1,301,580	\$924,190	\$0	\$0	
	Federal - TAP/F	\$206,862	\$0	\$0	\$827,446	\$0	
CN TOTAL		\$206,862	\$1,301,580	\$924,190	\$827,446	\$0	
CN AC	Federal - AC OTHER	\$0	\$0	\$0	\$264,041	\$0	

GROUPING	Maintenance : Preventive Maintenance and System Preservation						
PROGRAM NOTE	Funding identified to be obligated districtwide as projects are identified.						
ROUTE/STREET						TOTAL COST	\$23,727,211
	FUND SOURCE	MATCH	FY24	FY25	FY26	FY27	
CN	Federal - NHS/NHPP	\$0	\$3,475,421	\$3,475,421	\$3,475,421	\$3,475,421	
	Federal - STP/STBG	\$0	\$2,441,178	\$2,451,200	\$2,461,392	\$2,471,757	
CN TOTAL		\$0	\$5,916,599	\$5,926,621	\$5,936,813	\$5,947,178	

GROUPING	Maintenance : Preventive Maintenance for Bridges						
PROGRAM NOTE	Funding identified to be obligated districtwide as projects are identified.						
ROUTE/STREET						TOTAL COST	\$34,413,863
	FUND SOURCE	MATCH	FY24	FY25	FY26	FY27	
CN	Federal - HSIP	\$0	\$0	\$1,360,781	\$0	\$0	
	Federal - NHFP	\$0	\$930,506	\$930,506	\$930,506	\$930,506	
	Federal - NHS/NHPP	\$0	\$1,133,333	\$1,133,333	\$1,133,333	\$1,133,333	
	Federal - STP/STBG	\$0	\$6,162,617	\$6,186,884	\$6,211,563	\$6,236,662	
CN TOTAL		\$0	\$8,226,456	\$9,611,504	\$8,275,402	\$8,300,501	

### Culpeper District

GROUPING		Maintenance : Traffic and Safety Operations				
PROGRAM NOTE		Funding identified to be obligated districtwide as projects are identified.				
ROUTE/STREET					TOTAL COST	\$19,163,232
	FUND SOURCE	MATCH	FY24	FY25	FY26	FY27
CN	Federal - HSIP	\$0	\$0	\$1,360,781	\$0	\$0
	Federal - NHS/NHPP	\$0	\$3,355,556	\$3,355,556	\$3,355,556	\$3,355,556
	Federal - STP/STBG	\$0	\$1,088,279	\$1,092,747	\$1,097,290	\$1,101,911
CN TOTAL		\$0	\$4,443,835	\$5,809,084	\$4,452,846	\$4,457,467

### Culpeper District

#### Interstate Projects

MPO	NonMPO					
UPC NO	121648	SCOPE	Safety			
SYSTEM	Interstate	JURISDICTION	Albemarle County		OVERSIGHT	NFO
PROJECT	#ITTF23 INTERCHANGE LIGHTING AT EXIT 99				ADMIN BY	VDOT
DESCRIPTION	FROM: Exit 99 TO: Exit 99 (0.2000 MI)					
ROUTE/STREET	0064				TOTAL COST	\$2,500,000
	FUND SOURCE	MATCH	FY24	FY25	FY26	FY27
CN AC	Federal - AC OTHER	\$0	\$2,500,000	\$0	\$0	\$0

### Culpeper District

#### Primary Projects

MPO	Charlottesville					
UPC NO	77383	SCOPE	Reconstruction w/ Added Capacity			
SYSTEM	Primary	JURISDICTION	Albemarle County	OVERSIGHT	NFO	
PROJECT	RTE 29 - WIDENING & CORRIDOR IMPROVEMENTS			ADMIN BY	VDOT	
DESCRIPTION	FROM: ROUTE 643 (POLO GROUNDS ROAD) TO: ROUTE 1719 (TOWN CENTER DRIVE) (1.8300 MI)					
PROGRAM NOTE	Linked with UPC 106136 & 106137					
ROUTE/STREET	0029			TOTAL COST	\$50,235,940	
	FUND SOURCE	MATCH	FY24	FY25	FY26	FY27
PE	Federal - NHS/NHPP		\$0	(\$304,685)	\$0	\$0
RW	Federal - NHS/NHPP		\$0	(\$4,612,073)	\$0	\$0
CN AC	Federal - AC OTHER		\$0	\$9,758,749	\$0	\$0

MPO	Charlottesville					
UPC NO	106136	SCOPE	Reconstruction w/ Added Capacity			
SYSTEM	Primary	JURISDICTION	Albemarle County	OVERSIGHT	FO	
PROJECT	US-29 RIO ROAD GRADE SEPARATED INTERSECTION			ADMIN BY	VDOT	
DESCRIPTION	FROM: ROUTE 851 (DOMINION DRIVE) TO: ROUTE 1417 (WOODBROOK DRIVE) (1.0000 MI)					
PROGRAM NOTE	Linked with UPC 77383 & 106137					
ROUTE/STREET	SEMINOLE TRAIL (0029)			TOTAL COST	\$66,463,579	
	FUND SOURCE	MATCH	FY24	FY25	FY26	FY27
RW AC	Federal - AC OTHER		\$0	\$5,901,475	\$0	\$0
CN AC	Federal - AC OTHER		\$0	\$4,829,920	\$0	\$0

MPO	Northern Virginia					
UPC NO	110375	SCOPE				
SYSTEM	Primary	JURISDICTION	Fauquier County	OVERSIGHT	NFO	
PROJECT	#HB2.FY17 CONST INTR AT RTE 15/17/29 BUS GARVEE DEBT SERVICE			ADMIN BY	VDOT	
DESCRIPTION						
PROGRAM NOTE	Includes \$3,672,641 GARVEE Debt Service Interest Prev, \$784,078 FFY24 GARVEE Debt Service Interest, \$759,366 GARVEE Debt Service Interest FFY25, \$693,133 GARVEE Debt Service Interest FFY26, \$623,660 GARVEE Debt Service Interest FFY27, \$2,541,912 GARVEE Debt Service Interest FFY28-38. Total GARVEE Debt Service Interest \$9,074,790. Corresponding CN UPC 77384					
ROUTE/STREET	0029			TOTAL COST	\$18,424,156	
	FUND SOURCE	MATCH	FY24	FY25	FY26	FY27
PE	Federal - AC CONVERSION		\$0	\$0	\$759,366	\$693,133
	Federal - NHS/NHPP		\$0	\$784,078	\$0	\$0
PE TOTAL			\$0	\$784,078	\$759,366	\$693,133
PE AC	Federal - AC		\$0	\$4,618,071	\$0	\$0



MPO	NonMPO					
UPC NO	120655	SCOPE	Safety			
SYSTEM	Primary	JURISDICTION	Orange County		OVERSIGHT	NFO
PROJECT	ROUTE 522 / 20 ROUNDABOUT AT UNIONVILLE				ADMIN BY	VDOT
DESCRIPTION	FROM: AT 522 / 20 INTERSECTION TO: AT 522 / 20 INTERSECTION (0.0300 MI)					
ROUTE/STREET	ZACHARY TAYLOR HIGHWAY (0522)				TOTAL COST	\$10,930,225
	FUND SOURCE	MATCH	FY24	FY25	FY26	FY27
PE AC	Federal - AC OTHER	\$0	\$0	\$0	\$1,752,839	\$0

MPO	NonMPO					
UPC NO	114287	SCOPE	Safety			
SYSTEM	Primary	JURISDICTION	Culpeper District-wide		OVERSIGHT	NFO
PROJECT	CULPEPER DIST FUTURE YR FUNDS DISTRICT-WIDE RUMBLE STRIPS				ADMIN BY	VDOT
DESCRIPTION	FROM: DISTRICT-WIDE TO: DISTRICT-WIDE					
ROUTE/STREET	9999				TOTAL COST	\$3,567,461
	FUND SOURCE	MATCH	FY24	FY25	FY26	FY27
CN	Federal - HSIP	\$0	\$3,567,461	\$0	\$0	\$0

MPO	NonMPO					
UPC NO	121981	SCOPE	Resurfacing			
SYSTEM	Primary	JURISDICTION	Culpeper District-wide		OVERSIGHT	NFO
PROJECT	#SGR23VP PM-7G-23 Asphalt Resurfacing Primary System				ADMIN BY	VDOT
DESCRIPTION	FROM: Varies TO: Varies					
ROUTE/STREET	VARIES (9999)				TOTAL COST	\$4,150,712
	FUND SOURCE	MATCH	FY24	FY25	FY26	FY27
CN	Federal - NHS/NHPP	\$0	\$1,750,000	\$0	\$0	\$0
CN AC	Federal - AC OTHER	\$0	\$2,400,712	\$0	\$0	\$0

### Culpeper District

#### Secondary Projects

MPO	Charlottesville					
UPC NO	106137	SCOPE	New Construction Roadway			
SYSTEM	Secondary	JURISDICTION	Albemarle County	OVERSIGHT	NFO	
PROJECT	BERKMAR DRIVE EXTENDED (CONSTRUCTION OF NEW ROADWAY)			ADMIN BY	VDOT	
DESCRIPTION	FROM: HILTON HEIGHTS ROAD TO: TOWNCENTER DRIVE (2.3000 MI)					
PROGRAM NOTE	Linked with UPC 77383 & 106136					
ROUTE/STREET	BERKMAR DRIVE EXTENDED (1403)			TOTAL COST	\$46,211,254	
	FUND SOURCE	MATCH	FY24	FY25	FY26	FY27
			\$0	\$0	\$0	\$0

MPO	Charlottesville					
UPC NO	111779	SCOPE	Bridge Replacement w/o Added Capacity			
SYSTEM	Secondary	JURISDICTION	Albemarle County	OVERSIGHT	NFO	
PROJECT	RTE. 702 - BRIDGE REPLACEMENT STR. 6401			ADMIN BY	VDOT	
DESCRIPTION	FROM: 0.04 MI. W. MOREY CREEK TO: 0.04 MI. E. MOREY CREEK (0.0800 MI)					
ROUTE/STREET	FONTAINCE AVE EXT (0702)			TOTAL COST	\$3,499,960	
	FUND SOURCE	MATCH	FY24	FY25	FY26	FY27
			\$0	\$0	\$0	\$0

MPO	NonMPO					
UPC NO	119546	SCOPE	Reconstruction w/o Added Capacity			
SYSTEM	Secondary	JURISDICTION	Mineral	OVERSIGHT	NFO	
PROJECT	RTE 1117 - RURAL ADDITION/EXT. EXISTING STATE MAINTAINED RD.			ADMIN BY	VDOT	
DESCRIPTION	FROM: INT. RTE. 1117 AND RTE. 1116 TO: 0.07 MI. N. INT. RTE 1117 AND RTE. 1116 (0.0700 MI)					
ROUTE/STREET	PIEDMONT AVENUE (1117)			TOTAL COST	\$39,600	
	FUND SOURCE	MATCH	FY24	FY25	FY26	FY27
PE AC	Federal - AC OTHER		\$0	\$0	\$2,000	\$0
CN AC	Federal - AC OTHER		\$0	\$0	\$0	\$37,600

### Culpeper District

#### Urban Projects

MPO	Charlottesville					
UPC NO	110381	SCOPE				
SYSTEM	Urban	JURISDICTION	Charlottesville		OVERSIGHT	NFO
PROJECT	#HB2.FY17 EMMET ST. STR SCAPE & INTSECT GARVEE DEBT SERVICE				ADMIN BY	VDOT
DESCRIPTION						
PROGRAM NOTE	Includes \$1,552,308 GARVEE Debt Service Interest Prev, \$382,163 GARVEE Debt Service Interest FFY24, \$380,421 GARVEE Debt Service Interest FFY25, \$349,178 GARVEE Debt Service Interest FFY26, \$316,432 GARVEE Debt Service Interest FFY27, \$1,378,067 GARVEE Debt Service Interest FFY28-38. Total GARVEE Debt Service Interest \$4,358,569. Corresponding CN UPC 109551					
ROUTE/STREET	0000				TOTAL COST	\$8,138,624
	FUND SOURCE	MATCH	FY24	FY25	FY26	FY27
PE	Federal - AC CONVERSION		\$0	\$0	\$380,421	\$349,178
	Federal - NHS/NHPP		\$0	\$382,163	\$0	\$0
PE TOTAL			\$0	\$382,163	\$380,421	\$349,178
PE AC	Federal - AC		\$0	\$2,424,098	\$0	\$0

MPO	Charlottesville					
UPC NO	75878	SCOPE	Bridge Replacement w/o Added Capacity			
SYSTEM	Urban	JURISDICTION	Charlottesville		OVERSIGHT	FO
PROJECT	#SGR19LB - RT 20 - BRIDGE REPLACEMENT				ADMIN BY	Locally
DESCRIPTION	FROM: GARRETT STREET/LEVY AVENUE (0.173 mi south of Water Street) TO: EAST MARKET STREET (0.095 north of Water Street) (0.2680 MI)					
ROUTE/STREET	9TH STREET NE (0020)				TOTAL COST	\$38,078,180
	FUND SOURCE	MATCH	FY24	FY25	FY26	FY27
PE	Federal - STP/STBG	\$44,502	\$178,006	\$0	\$0	\$0
RW	Federal - STP/STBG	\$0	(\$249,678)	\$0	\$0	\$0
CN	Federal - NHS/NHPP	\$0	\$4,280,739	\$0	\$0	\$0
	Federal - STP/STBG	\$0	\$0	\$2,656,780	\$0	\$0
	Other	\$6,160,904	\$6,160,904	\$0	\$0	\$0
CN TOTAL		\$6,160,904	\$10,441,643	\$2,656,780	\$0	\$0
CN AC	Federal - AC OTHER	\$0	\$13,745,208	\$0	\$0	\$0

MPO	Charlottesville					
UPC NO	60233	SCOPE	New Construction Roadway			
SYSTEM	Urban	JURISDICTION	Charlottesville		OVERSIGHT	NFO
PROJECT	HILLSDALE DRIVE EXTENDED (3 LANES)				ADMIN BY	Locally
DESCRIPTION	FROM: GREENBRIER DRIVE TO: HYDRAULIC ROAD (0.8500 MI)					
ROUTE/STREET	HILLSDALE DRIVE (U000)				TOTAL COST	\$27,081,640
	FUND SOURCE	MATCH	FY24	FY25	FY26	FY27
RW AC	Federal - AC OTHER	\$0	\$548,132	\$0	\$0	\$0
CN AC	Federal - AC OTHER	\$0	\$13,605,896	\$0	\$0	\$0

### Culpeper District

#### Enhancement Projects

MPO	NonMPO				
UPC NO	111975	SCOPE	Rehabilitation of Historic Bldgs/Facilities		
SYSTEM	Enhancement	JURISDICTION	Remington	OVERSIGHT	NFO
PROJECT	Remington Depot - C502 Exterior Restoration			ADMIN BY	Locally
DESCRIPTION	FROM: Historic Remington Depot TO: Historic Remington Depot				
PROGRAM NOTE	All funds obligated based on current allocations/estimate				
ROUTE/STREET	EN09			TOTAL COST	\$414,734
FUND SOURCE	MATCH	FY24	FY25	FY26	FY27
		\$0	\$0	\$0	\$0

### Culpeper District

#### Project Groupings

MPO	NonMPO						
GROUPING	Construction : Bridge Rehabilitation/Replacement/Reconstruction						
ROUTE/STREET						TOTAL COST	\$100,567,087
	FUND SOURCE	MATCH	FY24	FY25	FY26	FY27	
PE	Federal - BR	\$68,349	(\$88,374)	\$0	\$0	\$361,770	
PE AC	Federal - AC OTHER	\$0	\$0	\$0	\$0	\$342,063	
RW	Federal - AC CONVERSION	\$17,289	\$8,085	\$61,072	\$0	\$0	
	Federal - BR	\$340,014	\$1,025,782	\$294,275	\$40,000	\$0	
RW TOTAL		\$357,304	\$1,033,867	\$355,347	\$40,000	\$0	
RW AC	Federal - AC OTHER	\$0	\$76,340	\$0	\$0	\$0	
CN	Federal - AC CONVERSION	\$1,726,859	\$201,258	\$0	\$3,505,080	\$3,201,098	
	Federal - BR	\$6,280,985	\$0	\$5,835,518	\$19,288,422	\$0	
	Federal - STP/STBG	\$494,296	\$0	\$1,977,184	\$0	\$0	
CN TOTAL		\$8,502,140	\$201,258	\$7,812,702	\$22,793,502	\$3,201,098	
CN AC	Federal - AC OTHER	\$0	\$0	\$12,378,568	\$5,289,459	\$0	

MPO	NonMPO						
GROUPING	Construction : Rail						
ROUTE/STREET						TOTAL COST	\$721,815
	FUND SOURCE	MATCH	FY24	FY25	FY26	FY27	
CN	Federal - STP/STBG	\$0	\$292,430	\$217,586	\$0	\$0	
CN AC	Federal - AC OTHER	\$0	\$102,570	\$47,414	\$0	\$0	

MPO	NonMPO						
GROUPING	Construction : Safety/ITS/Operational Improvements						
ROUTE/STREET						TOTAL COST	\$139,321,063
	FUND SOURCE	MATCH	FY24	FY25	FY26	FY27	
PE	Federal - AC CONVERSION	\$40,047	\$179,314	\$181,105	\$0	\$0	
RW	Federal - AC CONVERSION	\$70,193	\$0	\$99,462	\$181,309	\$0	
	Federal - NHS/NHPP	\$219,778	\$0	\$0	\$879,113	\$0	
	Federal - STP/STBG	\$1,110,969	\$700,538	\$1,954,970	\$1,788,368	\$0	
RW TOTAL		\$1,400,940	\$700,538	\$2,054,432	\$2,848,790	\$0	
RW AC	Federal - AC OTHER	\$0	\$350,963	\$155,790	\$1,173,502	\$0	
CN	Federal - AC CONVERSION	\$950,476	\$1,336,414	\$2,040,000	\$231,694	\$436,041	
	Federal - HSIP	\$290,803	\$2,411,130	\$0	\$206,100	\$0	
	Federal - NHS/NHPP	\$1,254,366	\$0	\$0	\$351,122	\$4,666,342	
	Federal - STP/STBG	\$2,936,388	\$1,999,872	\$930,418	\$3,289,510	\$5,525,750	
CN TOTAL		\$5,432,033	\$5,747,416	\$2,970,418	\$4,078,426	\$10,628,133	
CN AC	Federal - AC OTHER	\$0	\$6,391,178	\$1,093,846	\$20,969,184	\$141,013	

MPO	NonMPO						
GROUPING	Construction : Transportation Alternatives/Byway/Non-Traditional						
ROUTE/STREET						TOTAL COST	\$28,181,926
	FUND SOURCE	MATCH	FY24	FY25	FY26	FY27	
PE	Federal - TAP/F	\$19,561	\$78,244	\$0	\$0	\$0	
RW	Federal - TAP/F	\$157,369	\$64,180	\$553,834	\$11,463	\$0	
CN	Federal - TAP/F	\$756,622	\$197,036	\$1,265,124	\$1,108,146	\$456,182	
CN AC	Federal - AC OTHER	\$0	\$1,321,716	\$415,407	\$348,625	\$170,590	

MPO	NonMPO						
GROUPING	Maintenance : Preventive Maintenance and System Preservation						
PROGRAM NOTE	Funding identified to be obligated districtwide as projects are identified.						
ROUTE/STREET						TOTAL COST	\$49,752,817
	FUND SOURCE	MATCH	FY24	FY25	FY26	FY27	
		\$0	\$0	\$0	\$0	\$0	

MPO	Charlottesville						
GROUPING	Maintenance : Preventive Maintenance and System Preservation						
PROGRAM NOTE	Funding identified to be obligated districtwide as projects are identified.						
ROUTE/STREET						TOTAL COST	\$49,752,817
	FUND SOURCE	MATCH	FY24	FY25	FY26	FY27	
CN	Federal - AC CONVERSION	\$0	\$0	\$851,879	\$0	\$0	
	Federal - NHS/NHPP	\$0	\$5,150,000	\$0	\$0	\$0	
	Federal - STP/STBG	\$0	\$10,482,284	\$10,525,317	\$10,569,082	\$10,613,591	
CN TOTAL		\$0	\$15,632,284	\$11,377,196	\$10,569,082	\$10,613,591	
CN AC	Federal - AC OTHER	\$0	\$1,560,664	\$0	\$0	\$0	

MPO	Charlottesville						
GROUPING	Maintenance : Preventive Maintenance for Bridges						
PROGRAM NOTE	Funding identified to be obligated districtwide as projects are identified.						
ROUTE/STREET						TOTAL COST	\$18,387,625
	FUND SOURCE	MATCH	FY24	FY25	FY26	FY27	
CN	Federal - NHFP	\$0	\$1,877,503	\$1,877,503	\$1,877,503	\$1,877,503	
	Federal - NHS/NHPP	\$0	\$528,620	\$528,620	\$528,620	\$528,620	
	Federal - STP/STBG	\$0	\$2,177,888	\$2,186,388	\$2,195,033	\$2,203,824	
CN TOTAL		\$0	\$4,584,011	\$4,592,511	\$4,601,156	\$4,609,947	

MPO	Charlottesville					
GROUPING	Maintenance : Traffic and Safety Operations					
PROGRAM NOTE	Funding identified to be obligated districtwide as projects are identified.					
ROUTE/STREET					TOTAL COST	\$8,237,514
	FUND SOURCE	MATCH	FY24	FY25	FY26	FY27
CN	Federal - STP/STBG	\$0	\$2,046,632	\$2,055,034	\$2,063,579	\$2,072,269

# FREDERICKSBURG DISTRICT

July 2023

Prepared by the  
**Virginia Department of Transportation**  
in Cooperation with  
**Virginia Department of Rail and Public Transportation,**  
**Federal Highway Administration–Virginia Division Office, and**  
**Federal Transit Administration**



**Fredericksburg District  
Interstate Projects**

MPO	Fredericksburg					
UPC NO	101595	SCOPE	Reconstruction w/ Added Capacity			
SYSTEM	Interstate	JURISDICTION	Fredericksburg	OVERSIGHT	FO	
PROJECT	#HB2.FY17 I-95 RAPPAHANNOCK RIVER CROSSING (SOUTHBOUND)				VDOT	
	FROM: 1.29 Miles South of Rte 3 (Exit 130) TO: 0.31 Miles North of Truslow Road (5.9500 MI)					
	Includes \$2,313,742 GARVEE Debt Service Principal Prev, \$1,854,133 GARVEE Debt Service Principal FFY24, \$2,086,375 GARVEE Debt Service Principal FFY25, \$2,183,223 GARVEE Debt Service Principal FFY26, \$2,283,664 GARVEE Debt Service Principal FFY27. Total GARVEE Debt Service Principal \$39,134,623. Corresponding GARVEE Debt Service UPC 111980. Linked with CN UPC 110595 & CN UPC 112046.					
ROUTE/STREET	INTERSTATE 95 (0095)			TOTAL COST	\$114,712,280	
	FUND SOURCE	MATCH	FY24	FY25	FY26	FY27
			\$0	\$0	\$0	\$0

MPO	Fredericksburg					
UPC NO	105510	SCOPE	Reconstruction w/ Added Capacity			
SYSTEM	Interstate	JURISDICTION	Fredericksburg	OVERSIGHT	FO	
PROJECT	I-95 Rappahannock River Crossing - Northbound			ADMIN BY	VDOT	
DESCRIPTION	FROM: 0.97 MI. S OF ROUTE 3 TO: 0.07 MI. N OF ENON ROAD (6.7170 MI)					
PROGRAM NOTE	All funds obligated based on current allocations/estimate					
ROUTE/STREET	INTERSTATE 95 (0095)			TOTAL COST	\$127,000,000	
	FUND SOURCE	MATCH	FY24	FY25	FY26	FY27
			\$0	\$0	\$0	\$0

MPO	Fredericksburg					
UPC NO	111980	SCOPE				
SYSTEM	Interstate	JURISDICTION	Fredericksburg	OVERSIGHT	NFO	
PROJECT	#HB2.FY17 I-95 RAPPAHANCK RVR CROSS SB - GARVEE Debt Service			ADMIN BY	VDOT	
DESCRIPTION						
PROGRAM NOTE	Includes \$2,176,230 GARVEE Debt Service Interest Prev, \$1,498,680 FFY24 GARVEE Debt Service Interest, \$1,536,681 GARVEE Debt Service Interest FFY25, \$1,440,169 GARVEE Debt Service Interest FFY26, \$1,339,151 GARVEE Debt Service Interest FFY27, \$6,919,896 GARVEE Debt Service Interest FFY28-38. Total GARVEE Debt Service Interest \$14,910,807. Corresponding CN UPC 101595. Linked with CN UPC 110595 & CN UPC 112046					
ROUTE/STREET	0095			TOTAL COST	\$19,712,710	
	FUND SOURCE	MATCH	FY24	FY25	FY26	FY27
PE	Federal - AC CONVERSION		\$0	\$0	\$1,536,681	\$1,440,169
	Federal - NHS/NHPP		\$0	\$1,498,680	\$0	\$0
PE TOTAL			\$0	\$1,498,680	\$1,536,681	\$1,440,169
PE AC	Federal - AC		\$0	\$11,235,897	\$0	\$0

MPO	Fredericksburg					
UPC NO	119112	SCOPE	Reconstruction w/ Added Capacity			
SYSTEM	Interstate	JURISDICTION	Spotsylvania County		OVERSIGHT	NFO
PROJECT	#SMART22-I-95 EXIT 126 STARS STUDY IMPROVEMENTS				ADMIN BY	VDOT
DESCRIPTION	FROM: Exit 126 TO: Exit 126					
ROUTE/STREET	0095				TOTAL COST	\$22,434,591
	FUND SOURCE	MATCH	FY24	FY25	FY26	FY27
RW	Federal - NHS/NHPP		\$0	\$0	\$0	\$580,137
CN	Federal - NHS/NHPP		\$0	\$0	\$0	\$7,631,380
CN AC	Federal - AC OTHER		\$0	\$0	\$0	\$11,599,999

MPO	Fredericksburg					
UPC NO	13558	SCOPE	Relocation			
SYSTEM	Interstate	JURISDICTION	Stafford County		OVERSIGHT	FO
PROJECT	I-95 – REL OF INT @ RTE 630 W SBGPL OPT BETW EXITS 143 & 140				ADMIN BY	VDOT
DESCRIPTION	FROM: 0.983 Miles South of ROUTE 630 TO: 0.809 Miles North of Route 630 (1.7920 MI)					
PROGRAM NOTE	Includes \$27,947,808 GARVEE Debt Service Principal Prev, \$6,415,795 GARVEE Debt Service Principal FFY24, \$6,830,245 GARVEE Debt Service Principal FFY25, \$7,170,445 GARVEE Debt Service Principal FFY26, \$7,526,917 GARVEE Debt Service Principal FFY27. Total GARVEE Debt Service Principal \$107,316,659. Corresponding GARVEE Debt Service UPC 110382. Linked with CN UPC 4632 & CN UPC 108573.					
ROUTE/STREET	0095				TOTAL COST	\$149,258,063
	FUND SOURCE	MATCH	FY24	FY25	FY26	FY27
PE	Federal - NHS/NHPP		\$0	(\$145,198)	\$0	\$0
RW	Federal - AC CONVERSION		\$0	\$0	\$1,324,811	\$0
	Federal - NHS/NHPP		\$0	\$6,560,993	\$0	\$0
RW TOTAL			\$0	\$6,560,993	\$1,324,811	\$0
RW AC	Federal - AC		\$0	\$1,324,811	\$0	\$0
CN	Federal - AC CONVERSION		\$0	\$0	\$5,505,434	\$7,170,445
CN AC	Federal - AC		\$0	\$72,953,056	\$0	\$0
	Federal - AC OTHER		\$0	\$9,817,099	\$0	\$0
CN AC			\$0	\$82,770,155	\$0	\$0

MPO	Fredericksburg					
UPC NO	108573	SCOPE	Other			
SYSTEM	Interstate	JURISDICTION	Stafford County		OVERSIGHT	NFO
PROJECT	#HB2.FY17 COMMUTER LOT EXPANSION I-95 E OF EXIT 140				ADMIN BY	VDOT
DESCRIPTION	FROM: COMMUTER LOT EXPANSION E OF EXIT 140 TO: I-95 EAST OF EXIT 140 (0.0100 MI)					
PROGRAM NOTE	Linked with UPC 13558, 110382, 4632,					
ROUTE/STREET	I-95 (0095)				TOTAL COST	\$9,719,243
	FUND SOURCE	MATCH	FY24	FY25	FY26	FY27
			\$0	\$0	\$0	\$0

MPO	Fredericksburg					
UPC NO	110382	SCOPE				
SYSTEM	Interstate	JURISDICTION	Stafford County	OVERSIGHT	NFO	
PROJECT	I-95 REL INT 630WSBGPL B/T EXITS 143&140 GARVEE DEBT SERVICE			ADMIN BY	VDOT	
DESCRIPTION						
PROGRAM NOTE	Includes \$22,262,818 GARVEE Debt Service Interest Prev, \$3,651,381 FFY24 GARVEE Debt Service Interest, \$3,412,670 GARVEE Debt Service Interest FFY25, \$3,072,938 GARVEE Debt Service Interest FFY26, \$2,716,094 GARVEE Debt Service Interest FFY27, \$8,943,654 GARVEE Debt Service Interest FFY28-38. Total GARVEE Debt Service Interest \$44,059,554. Corresponding CN UPC 13558. Linked with CN UPC 4632 & CN UPC108573					
ROUTE/STREET	0095			TOTAL COST	\$97,635,185	
	FUND SOURCE	MATCH	FY24	FY25	FY26	FY27
PE	Federal - AC CONVERSION		\$0	\$0	\$3,412,669	\$3,072,938
	Federal - NHS/NHPP		\$0	\$3,651,381	\$0	\$0
PE TOTAL			\$0	\$3,651,381	\$3,412,669	\$3,072,938
PE AC	Federal - AC		\$0	\$18,145,355	\$0	\$0

MPO	Fredericksburg					
UPC NO	110527	SCOPE	Reconstruction w/ Added Capacity			
SYSTEM	Interstate	JURISDICTION	Stafford County	OVERSIGHT	FO	
PROJECT	FRED EX - I95 EXPRESS LANES EXT EXITS 143-133 Oversight Prog			ADMIN BY	VDOT	
DESCRIPTION	FROM: US Route 17 (Warrenton Road) TO: Route 610 (Garrisonville Road) (10.0000 MI)					
PROGRAM NOTE	Linked with UPC 116369					
ROUTE/STREET	0095			TOTAL COST	\$35,000,000	
	FUND SOURCE	MATCH	FY24	FY25	FY26	FY27
RW	Federal - NSFH	(\$25,000)	(\$100,000)		\$0	\$0
CN	Federal - NSFH	(\$1,375,000)	(\$5,500,000)		\$0	\$0

MPO	Fredericksburg					
UPC NO	110595	SCOPE	Bridge Rehab w/o Added Capacity			
SYSTEM	Interstate	JURISDICTION	Stafford County	OVERSIGHT	FO	
PROJECT	#SGR18VB - RT 95 SB&NB OVER RT 17 BR REPLACE ID 18083/18085			ADMIN BY	VDOT	
DESCRIPTION	FROM: Exit 133 TO: Exit 133 (0.0300 MI)					
ROUTE/STREET	INTERSTATE 95 (0095)			TOTAL COST	\$13,333,628	
	FUND SOURCE	MATCH	FY24	FY25	FY26	FY27
			\$0	\$0	\$0	\$0

MPO	Fredericksburg					
UPC NO	112046	SCOPE	Bridge Replacement w/ Added Capacity			
SYSTEM	Interstate	JURISDICTION	Stafford County	OVERSIGHT	FO	
PROJECT	I-95 SB AT RTE 17 - FRED EX CONNECTION			ADMIN BY	VDOT	
DESCRIPTION	FROM: Exit 133 TO: Exit 133 (0.0250 MI)					
ROUTE/STREET	INTERSTATE 95 (0095)			TOTAL COST	\$4,000,000	
	FUND SOURCE	MATCH	FY24	FY25	FY26	FY27
			\$0	\$0	\$0	\$0

MPO	Fredericksburg					
UPC NO	114620	SCOPE	Reconstruction w/ Added Capacity			
SYSTEM	Interstate	JURISDICTION	Stafford County		OVERSIGHT	FO
PROJECT	FRED EX - I95 EXPRESS LANES EXTENSION, EXIT 143 TO EXIT 133				ADMIN BY	VDOT
DESCRIPTION	FROM: US Route 17 (Warrenton Road) TO: USMC Truck Road (Russell Road) (10.0000 MI)					
ROUTE/STREET	0095				TOTAL COST	\$488,200,000
	FUND SOURCE	MATCH	FY24	FY25	FY26	FY27
RW	Other		\$0	\$2,500,000	\$0	\$0
CN	Other		\$0	\$485,700,000	\$0	\$0

MPO	Fredericksburg					
UPC NO	116369	SCOPE	Reconstruction w/ Added Capacity			
SYSTEM	Interstate	JURISDICTION	Stafford County		OVERSIGHT	FO
PROJECT	FRED-EX - I95 EXPRESS LANES EXTENSION; EXIT 143 TO EXIT 133				ADMIN BY	VDOT
DESCRIPTION	FROM: US ROUTE 17 (Warrenton Road) TO: Route 610 (Garrisonville Road) (10.0000 MI)					
PROGRAM NOTE	All funds obligated based on current allocations/estimate Linked with UPC 110527					
ROUTE/STREET	0095				TOTAL COST	\$5,000,000
	FUND SOURCE	MATCH	FY24	FY25	FY26	FY27
			\$0	\$0	\$0	\$0

MPO	Multiple MPOs					
UPC NO	102711	SCOPE	Reconstruction w/ Added Capacity			
SYSTEM	Interstate	JURISDICTION	Statewide		OVERSIGHT	NFO
PROJECT	I-95 HOV/HOT Lanes Project PPTA Develop & Mgmt. Oversight				ADMIN BY	VDOT
DESCRIPTION	FROM: Garrisonville Road TO: 1 Mile North of Edsall Road (28.0000 MI)					
ROUTE/STREET	0095				TOTAL COST	\$48,159,488
	FUND SOURCE	MATCH	FY24	FY25	FY26	FY27
CN	Federal - DEMO		\$0	\$4,278,750	\$0	\$0
	Federal - NHS/NHPP		\$0	\$11,872,992	\$0	\$0
CN TOTAL			\$0	\$16,151,742	\$0	\$0

MPO	Northern Virginia					
UPC NO	103106	SCOPE	Reconstruction w/ Added Capacity			
SYSTEM	Interstate	JURISDICTION	Statewide		OVERSIGHT	FO
PROJECT	I-95 HOV/HOT Lanes Construction				ADMIN BY	VDOT
DESCRIPTION	FROM: Garrisonville Road TO: 1 Mile North of Edsall Road (28.0000 MI)					
PROGRAM NOTE	All funding obligated based on current allocations/estimate. Waiting Financial Closure. Linked with UPC 102710, 103019, 103020, 102711, 103591, 103222					
ROUTE/STREET	0095				TOTAL COST	\$785,756,087
	FUND SOURCE	MATCH	FY24	FY25	FY26	FY27
			\$0	\$0	\$0	\$0

MPO	Multiple MPOs					
UPC NO	103222	SCOPE	Reconstruction w/ Added Capacity			
SYSTEM	Interstate	JURISDICTION	Statewide		OVERSIGHT	FO
PROJECT	I-95 HOV/HOT Lanes Debt Service				ADMIN BY	VDOT
DESCRIPTION	FROM: Garrisonville Road TO: 1 mile North of Edsall Road (28.0000 MI)					
ROUTE/STREET	0095				TOTAL COST	\$110,089,071
	FUND SOURCE	MATCH	FY24	FY25	FY26	FY27
PE	Federal - AC CONVERSION	\$0	\$0	\$7,113,319	\$7,112,177	\$7,119,521
	Federal - NHS/NHPP	\$0	\$7,119,194	\$0	\$0	\$0
PE TOTAL		\$0	\$7,119,194	\$7,113,319	\$7,112,177	\$7,119,521

MPO	Multiple MPOs					
UPC NO	108315	SCOPE	Reconstruction w/ Added Capacity			
SYSTEM	Interstate	JURISDICTION	Statewide		OVERSIGHT	FO
PROJECT	I-95 SOUTHERN EXTENSION EXPRESS LANES PROJECT				ADMIN BY	VDOT
DESCRIPTION	FROM: MM 142.5 (South of Garrisonville Road) TO: MM 145.0 (North of Garrisonville Road) (2.5000 MI)					
PROGRAM NOTE	Includes \$5,873,205 GARVEE Debt Service Principal Prev, \$835,933 GARVEE Debt Service Principal FFY24, \$878,363 GARVEE Debt Service Principal FFY25, \$922,804 GARVEE Debt Service Principal FFY26, \$969,457 GARVEE Debt Service Principal FFY27. Total GARVEE Debt Service Principal \$13,873,591. Corresponding GARVEE Debt Service UPC 110379.					
ROUTE/STREET	I-95 (0095)				TOTAL COST	\$39,776,717
	FUND SOURCE	MATCH	FY24	FY25	FY26	FY27
PE	Federal - NHS/NHPP	\$0	(\$427,683)	\$0	\$0	\$0
CN	Federal - AC CONVERSION	\$0	\$0	\$878,363	\$922,804	\$969,457
	Federal - NHS/NHPP	\$0	\$1,263,616	\$0	\$0	\$0
CN TOTAL		\$0	\$1,263,616	\$878,363	\$922,804	\$969,457
CN AC	Federal - AC	\$0	\$7,164,453	\$0	\$0	\$0
	Federal - AC OTHER	\$0	\$25,903,126	\$0	\$0	\$0
CN AC		\$0	\$33,067,579	\$0	\$0	\$0

MPO	Multiple MPOs					
UPC NO	110379	SCOPE				
SYSTEM	Interstate	JURISDICTION	Statewide		OVERSIGHT	NFO
PROJECT	I-95 SOUTHERN EXT EXPRESS LANES PROJECT GARVEE DEBT SERVICE				ADMIN BY	VDOT
DESCRIPTION						
PROGRAM NOTE	Includes \$4,726,745 GARVEE Debt Service Interest Prev, \$389,698 FFY24 GARVEE Debt Service Interest, \$347,379 GARVEE Debt Service Interest FFY25, \$302,913 GARVEE Debt Service Interest FFY26, \$256,194 GARVEE Debt Service Interest FFY27, \$508,528 GARVEE Debt Service Interest FFY28-31. Total GARVEE Debt Service Interest \$6,531,457. Corresponding CN UPC 108315.					
ROUTE/STREET	0095				TOTAL COST	\$16,115,464
	FUND SOURCE	MATCH	FY24	FY25	FY26	FY27
PE	Federal - AC CONVERSION	\$0	\$0	\$347,379	\$302,913	\$256,194
	Federal - NHS/NHPP	\$0	\$389,698	\$0	\$0	\$0
PE TOTAL		\$0	\$389,698	\$347,379	\$302,913	\$256,194
PE AC	Federal - AC	\$0	\$1,415,014	\$0	\$0	\$0

MPO	Multiple MPOs					
UPC NO	116656	SCOPE	Safety			
SYSTEM	Interstate	JURISDICTION	Statewide		OVERSIGHT	NFO
PROJECT	#I95CIP VARIABLE SPEED LIMITS - PROGRAM UPC				ADMIN BY	VDOT
DESCRIPTION	FROM: Various TO: Various					
ROUTE/STREET	0095				TOTAL COST	\$4,912,629
	FUND SOURCE	MATCH	FY24	FY25	FY26	FY27
PE	Federal - NHS/NHPP		\$0	\$4,912,629	\$0	\$0

MPO	Multiple MPOs					
UPC NO	116657	SCOPE	Safety			
SYSTEM	Interstate	JURISDICTION	Statewide		OVERSIGHT	NFO
PROJECT	#I95CIP RAMP METERING PROGRAM UPC				ADMIN BY	VDOT
DESCRIPTION	FROM: Various TO: Various					
ROUTE/STREET	0095				TOTAL COST	\$5,700,000
	FUND SOURCE	MATCH	FY24	FY25	FY26	FY27
PE	Federal - NHS/NHPP		\$0	\$3,500,000	\$0	\$0
PE AC	Federal - AC OTHER		\$0	\$2,200,000	\$0	\$0

MPO	Multiple MPOs					
UPC NO	116658	SCOPE	Safety			
SYSTEM	Interstate	JURISDICTION	Statewide		OVERSIGHT	NFO
PROJECT	#I95CIP GEOFENCED EMERGENCY NOTIFICATIONS - PROGRAM UPC				ADMIN BY	VDOT
DESCRIPTION	FROM: Various TO: Various					
ROUTE/STREET	0095				TOTAL COST	\$200,000
	FUND SOURCE	MATCH	FY24	FY25	FY26	FY27
PE AC	Federal - AC OTHER		\$0	\$200,000	\$0	\$0

MPO	Multiple MPOs					
UPC NO	116659	SCOPE	Safety			
SYSTEM	Interstate	JURISDICTION	Statewide		OVERSIGHT	NFO
PROJECT	#I95CIP ADVANCED WORK ZONE TECHNOLOGY - PROGRAM UPC				ADMIN BY	VDOT
DESCRIPTION	FROM: Various TO: Various					
ROUTE/STREET	0095				TOTAL COST	\$950,000
	FUND SOURCE	MATCH	FY24	FY25	FY26	FY27
PE AC	Federal - AC OTHER		\$0	\$950,000	\$0	\$0

MPO	Multiple MPOs					
UPC NO	116661	SCOPE	Safety			
SYSTEM	Interstate	JURISDICTION	Statewide		OVERSIGHT	NFO
PROJECT	#I95CIP CORRIDOR TECHNOLOGY IMPROVEMENTS - PROGRAM UPC				ADMIN BY	VDOT
DESCRIPTION	FROM: Various TO: Various					
ROUTE/STREET	0095				TOTAL COST	\$3,202,500
	FUND SOURCE	MATCH	FY24	FY25	FY26	FY27
PE AC	Federal - AC OTHER		\$0	\$3,202,500	\$0	\$0

**Fredericksburg District  
Primary Projects**

MPO	Fredericksburg					
UPC NO	110932	SCOPE	Facilities for Pedestrians and Bicycles			
SYSTEM	Primary	JURISDICTION	Fredericksburg	OVERSIGHT	NFO	
PROJECT	#SMART18 - TWIN LAKE-KENSINGTON BIKE/PED CONNECTOR			ADMIN BY	VDOT	
DESCRIPTION	FROM: 0.0045 MI S Twin Lake Dr TO: 0.2557 MI N Twin Lake Dr					
ROUTE/STREET	LAFAYETTE BOULEVARD (0001)			TOTAL COST	\$2,373,970	
	FUND SOURCE	MATCH	FY24	FY25	FY26	FY27
RW AC	Federal - AC OTHER	\$0	\$700,000	\$0	\$0	\$0
CN AC	Federal - AC OTHER	\$0	\$1,048,970	\$0	\$0	\$0

MPO	Fredericksburg					
UPC NO	113997	SCOPE	Safety			
SYSTEM	Primary	JURISDICTION	Fredericksburg	OVERSIGHT	NFO	
PROJECT	ROUTE 1 SAFETY UPGRADES AT THE PRINCESS ANNE/HANSON INTX			ADMIN BY	VDOT	
DESCRIPTION	FROM: 0.049 MI. SOUTH OF HANSON AVE TO: 0.069 MI. NORTH OF HANSON AVE (0.1180 MI)					
ROUTE/STREET	EMANCIPATION HIGHWAY (0001)			TOTAL COST	\$1,554,193	
	FUND SOURCE	MATCH	FY24	FY25	FY26	FY27
RW	Federal - HSIP	\$0	\$125,664	\$0	\$0	\$0
CN	Federal - HSIP	\$0	\$1,114,193	\$0	\$0	\$0

MPO	Fredericksburg					
UPC NO	115123	SCOPE	Reconstruction w/o Added Capacity			
SYSTEM	Primary	JURISDICTION	Fredericksburg	OVERSIGHT	NFO	
PROJECT	#SMART20 LAFAYETTE BLVD/KENMORE AVE/CHARLES ST ROUNDABOUTS			ADMIN BY	VDOT	
DESCRIPTION	FROM: KENMORE AVE TO: CHARLES ST (0.1000 MI)					
ROUTE/STREET	LAFAYETTE BLVD (0001)			TOTAL COST	\$5,800,000	
	FUND SOURCE	MATCH	FY24	FY25	FY26	FY27
RW	Federal - CMAQ	\$360,000	\$0	\$1,440,000	\$0	\$0
CN	Federal - CMAQ	\$24,065	\$0	\$0	\$96,260	\$0
	Federal - RSTP	\$228,444	\$0	\$0	\$913,775	\$0
	Federal - STP/STBG	\$0	\$0	\$0	\$1,978,826	\$0
CN TOTAL		\$252,509	\$0	\$0	\$2,988,861	\$0
CN AC	Federal - AC OTHER	\$0	\$0	\$0	\$58,630	\$0

MPO	Fredericksburg					
UPC NO	109474	SCOPE	Safety			
SYSTEM	Primary	JURISDICTION	Spotsylvania County		OVERSIGHT	NFO
PROJECT	#HB2.FY17 -- NEW COMMUTER PRKG LOT RTE 1 AT COMMONWEALTH DR				ADMIN BY	VDOT
DESCRIPTION	FROM: 0.234 MI. SOUTH OF COMM. DR. TO: 0.175 MI. NORTH OF COMM. DR. (0.4090 MI)					
ROUTE/STREET	JEFFERSON DAVIS HIGHWAY (0001)				TOTAL COST	\$17,487,079
	FUND SOURCE	MATCH	FY24	FY25	FY26	FY27
RW	Federal - NHS/NHPP	\$0	(\$40,916)	\$0	\$0	\$0
CN	Federal - NHS/NHPP	\$0	\$3,897,092	\$0	\$0	\$0
CN AC	Federal - AC OTHER	\$0	\$1,270,473	\$0	\$0	\$0

MPO	Fredericksburg					
UPC NO	110914	SCOPE	Reconstruction w/ Added Capacity			
SYSTEM	Primary	JURISDICTION	Spotsylvania County		OVERSIGHT	NFO
PROJECT	#SMART18 - I-95 EXIT 126, RTE 1 SB ONTO SOUTHPOINT PKWY				ADMIN BY	VDOT
DESCRIPTION	FROM: 0.058 Mi. SOUTH OF INT. RTE 1 & RTE 711 TO: 0.065 Mi. NORTH OF INT. RTE 1 & I-95 EXIT 126 RAMP C (0.4550 MI)					
ROUTE/STREET	ROUTE 1 (0001)				TOTAL COST	\$18,935,220
	FUND SOURCE	MATCH	FY24	FY25	FY26	FY27
CN AC	Federal - AC OTHER	\$0	\$4,534,319	\$0	\$0	\$0

MPO	Fredericksburg					
UPC NO	121802	SCOPE	Reconstruction w/ Added Capacity			
SYSTEM	Primary	JURISDICTION	Spotsylvania County		OVERSIGHT	NFO
PROJECT	RTE 1 AND EXIT 126 SB IMPROVEMENTS				ADMIN BY	VDOT
DESCRIPTION	FROM: 0.1 Mi North of Market Street TO: 0.1 Mi South of I-95 SB On-ramp					
ROUTE/STREET	ROUTE 1 (0001)				TOTAL COST	\$22,434,591
	FUND SOURCE	MATCH	FY24	FY25	FY26	FY27
PE	Federal - AC CONVERSION	\$208,635	\$0	\$0	\$834,541	\$0
	Federal - CMAQ	\$5,330	\$0	\$21,318	\$0	\$0
	Federal - RSTP	\$142,238	\$0	\$568,950	\$0	\$0
PE TOTAL		\$356,202	\$0	\$590,268	\$834,541	\$0
PE AC	Federal - AC	\$208,635	\$0	\$834,541	\$0	\$0
	Federal - AC OTHER	\$0	\$0	\$842,062	\$0	\$0
PE AC		\$208,635	\$0	\$1,676,603	\$0	\$0



MPO	Fredericksburg					
UPC NO	115124	SCOPE	Reconstruction w/o Added Capacity			
SYSTEM	Primary	JURISDICTION	Fredericksburg	OVERSIGHT	NFO	
PROJECT	#SMART20 ROUTE 3 STARS AND I-95 OFF-RAMP IMPROVEMENTS			ADMIN BY	VDOT	
DESCRIPTION	FROM: GATEWAY BLVD TO: DIXON STREET (2.6000 MI)					
ROUTE/STREET	PLANK ROAD (0003)			TOTAL COST	\$11,500,000	
	FUND SOURCE	MATCH	FY24	FY25	FY26	FY27
RW	Federal - NHS/NHPP	\$0	\$0	\$275,561	\$0	\$0
	Federal - RSTP	\$60,957	\$0	\$243,828	\$0	\$0
RW TOTAL		\$60,957	\$0	\$519,389	\$0	\$0
RW AC	Federal - AC	\$83,931	\$0	\$335,723	\$0	\$0
CN	Federal - NHS/NHPP	\$0	\$0	\$0	\$3,924,439	\$0
CN AC	Federal - AC OTHER	\$0	\$0	\$0	\$4,975,561	\$0

MPO	NonMPO					
UPC NO	115633	SCOPE	Reconstruction w/ Added Capacity			
SYSTEM	Primary	JURISDICTION	Lancaster County	OVERSIGHT	NFO	
PROJECT	#SMART20 KILMARNOCK RIGHT TURN LANE			ADMIN BY	VDOT	
DESCRIPTION	FROM: Route 3 - N. Main Street TO: Route 688					
ROUTE/STREET	ROUTE 3 - N. MAIN STREET (0003)			TOTAL COST	\$1,100,000	
	FUND SOURCE	MATCH	FY24	FY25	FY26	FY27
RW AC	Federal - AC OTHER	\$0	\$223,613	\$0	\$0	\$0
CN AC	Federal - AC OTHER	\$0	\$576,387	\$0	\$0	\$0

MPO	Fredericksburg					
UPC NO	105535	SCOPE	Bridge Rehab w/o Added Capacity			
SYSTEM	Primary	JURISDICTION	Stafford County	OVERSIGHT	NFO	
PROJECT	#SGR17VB - RT 3(BUS) RAPP RIVER, BR REHABILITATION, ID 18073			ADMIN BY	VDOT	
DESCRIPTION	FROM: 0.044 Miles West of City/County Line TO: 0.256 Miles East of City/County Line (0.3000 MI)					
PROGRAM NOTE	All funds obligated based on current allocations/estimate					
ROUTE/STREET	0003			TOTAL COST	\$20,819,472	
	FUND SOURCE	MATCH	FY24	FY25	FY26	FY27
		\$0	\$0	\$0	\$0	\$0

MPO	NonMPO					
UPC NO	110384	SCOPE				
SYSTEM	Primary	JURISDICTION	Westmoreland County	OVERSIGHT	NFO	
PROJECT	#HB2.FY17 RT 3 PASS LA PMAC MILS/FL IRON GARVEE DEBT SERVICE			ADMIN BY	VDOT	
DESCRIPTION						
PROGRAM NOTE	Includes \$2,055,962 GARVEE Debt Service Interest Prev, \$175,994 FFY24 GARVEE Debt Service Interest, \$156,882 GARVEE Debt Service Interest FFY25, \$136,800 GARVEE Debt Service Interest FFY26, \$115,702 GARVEE Debt Service Interest FFY27, \$229,659 GARVEE Debt Service Interest FFY28-31. Total GARVEE Debt Service Interest \$2,870,999. Corresponding CN UPC 109478.					
ROUTE/STREET	0003			TOTAL COST	\$8,044,406	
	FUND SOURCE	MATCH	FY24	FY25	FY26	FY27
PE	Federal - AC CONVERSION	\$0	\$0	\$156,882	\$136,800	\$115,702
	Federal - STP/STBG	\$0	\$175,994	\$0	\$0	\$0
PE TOTAL		\$0	\$175,994	\$156,882	\$136,800	\$115,702
PE AC	Federal - AC	\$0	\$639,043	\$0	\$0	\$0

MPO	Hampton Roads					
UPC NO	98806	SCOPE	Safety			
SYSTEM	Primary	JURISDICTION	Gloucester County	OVERSIGHT	NFO	
PROJECT	ROUTE 17 SIGNAL UPGRADES-MULTIPLE LOCATIONS			ADMIN BY	VDOT	
DESCRIPTION	FROM: Coleman Bridge TO: Route 17/17B Intersection (11.3000 MI)					
PROGRAM NOTE	All funds obligated based on current allocations/estimate					
ROUTE/STREET	ROUTE 17 (0017)			TOTAL COST	\$2,800,995	
	FUND SOURCE	MATCH	FY24	FY25	FY26	FY27
		\$0	\$0	\$0	\$0	\$0

MPO	Hampton Roads					
UPC NO	110627	SCOPE	Safety			
SYSTEM	Primary	JURISDICTION	Gloucester County	OVERSIGHT	FO	
PROJECT	RTE 17 - WIDENING PHASE 1 - GEORGE WASHINGTON MEMORIAL HIGHW			ADMIN BY	VDOT	
DESCRIPTION	FROM: Int. of Rte. 17 and Farmwood Road TO: 0.19 Mi N of Int. Rte 17 and Hook Road (1.5000 MI)					
ROUTE/STREET	GEORGE WASHINGTON MEMORIAL HIGHWAY (0017)			TOTAL COST	\$61,846,920	
	FUND SOURCE	MATCH	FY24	FY25	FY26	FY27
PE	Federal - HIP/F	\$0	\$1,000,000	\$0	\$0	\$0
	Federal - RSTP	\$685,713	\$2,742,851	\$0	\$0	\$0
PE TOTAL		\$685,713	\$3,742,851	\$0	\$0	\$0
RW	Federal - RSTP	\$4,305,962	\$0	\$0	\$0	\$17,223,846

MPO	Fredericksburg					
UPC NO	107140	SCOPE	Reconstruction w/ Added Capacity			
SYSTEM	Primary	JURISDICTION	Spotsylvania County		OVERSIGHT	NFO
PROJECT	#HB2.FY17 #SGR21 VB RT 17 I95 BRIDGE TO HOSPITAL BLVD				ADMIN BY	VDOT
DESCRIPTION	FROM: 0.553 MILES WEST INT of GERMANNNA POINT DR/HOSPITAL BLVD TO: 0.399 MILES EAST OF INT GERMANNNA POINT DR/HOSPITAL BLVD (0.9520 MI)					
ROUTE/STREET	MILLS DRIVE (0017)				TOTAL COST	\$21,870,821
	FUND SOURCE	MATCH	FY24	FY25	FY26	FY27
			\$0	\$0	\$0	\$0

MPO	NonMPO					
UPC NO	114048	SCOPE	Reconstruction w/o Added Capacity			
SYSTEM	Primary	JURISDICTION	King George County		OVERSIGHT	NFO
PROJECT	NICE BRIDGE REPLACEMENT - APPROACH ROADWAY IMPROVMENTS				ADMIN BY	Other
DESCRIPTION	FROM: 142.235 TO: 142.735 (0.5000 MI)					
PROGRAM NOTE	All funds obligated based on current allocations/estimate					
ROUTE/STREET	0301				TOTAL COST	\$13,000,000
	FUND SOURCE	MATCH	FY24	FY25	FY26	FY27
			\$0	\$0	\$0	\$0

MPO	NonMPO					
UPC NO	115116	SCOPE	Traffic Management/Engineering			
SYSTEM	Primary	JURISDICTION	King George County		OVERSIGHT	NFO
PROJECT	#SMART20 ROUTE 301 UNIVERSITYDR/MARKET CTR DOUBLE R-CUT				ADMIN BY	VDOT
DESCRIPTION	FROM: UNIVERSITY DRIVE TO: MARKET CENTER (0.3800 MI)					
ROUTE/STREET	JAMES MADISON HIGHWAY (0301)				TOTAL COST	\$3,500,000
	FUND SOURCE	MATCH	FY24	FY25	FY26	FY27
PE	Federal - NHS/NHPP		\$0	\$80,251	\$0	\$0
RW	Federal - NHS/NHPP		\$0	\$0	\$300,000	\$0
CN	Federal - NHS/NHPP		\$0	\$0	\$0	\$2,480,000
CN AC	Federal - AC OTHER		\$0	\$0	\$0	\$120,000

MPO	NonMPO					
UPC NO	115120	SCOPE	Traffic Management/Engineering			
SYSTEM	Primary	JURISDICTION	King George County		OVERSIGHT	NFO
PROJECT	#SMART20 ROUTE 301 AND ROUTE 3 MEDIAN U-TURN INTERSECTION				ADMIN BY	VDOT
DESCRIPTION	FROM: INTERSECTION OF KINGS HIGHWAY TO: JAMES MADISON HIGHWAY (0.0050 MI)					
ROUTE/STREET	JAMES MADISON HIGHWAY (0301)				TOTAL COST	\$3,300,000
	FUND SOURCE	MATCH	FY24	FY25	FY26	FY27
RW AC	Federal - AC OTHER		\$0	\$200,000	\$0	\$0

MPO	Fredericksburg					
UPC NO	120796	SCOPE	Transit			
SYSTEM	Primary	JURISDICTION	Fredericksburg District-wide		OVERSIGHT	NFO
PROJECT	FRED REGIONAL TRANSIT / BUS PURCHASE REPLACEMENT (3)				ADMIN BY	Other
DESCRIPTION	FROM: VARIOUS TO: VARIOUS					
ROUTE/STREET	9999				TOTAL COST	\$356,945
	FUND SOURCE	MATCH	FY24	FY25	FY26	FY27
CN	Federal - AC CONVERSION	\$0	\$0	\$71,246	\$214,310	\$0
CN AC	Federal - AC	\$71,389	\$285,556	\$0	\$0	\$0
	Federal - AC OTHER	\$0	\$1,275,055	\$0	\$0	\$0
CN AC		\$71,389	\$1,560,611	\$0	\$0	\$0

### Fredericksburg District

#### Secondary Projects

MPO	Fredericksburg					
UPC NO	105463	SCOPE	Reconstruction w/ Added Capacity			
SYSTEM	Secondary	JURISDICTION	Spotsylvania County		OVERSIGHT	NFO
PROJECT	RTE 606 - RECONSTRUCTION OF MUDD TAVERN ROAD				ADMIN BY	VDOT
DESCRIPTION	FROM: Bridge over I-95 TO: 0.55 Mi East of Bridge over I-95 (0.5500 MI)					
PROGRAM NOTE	Linked with UPC 100829					
ROUTE/STREET	MUDD TAVERN ROAD (0606)				TOTAL COST	\$14,047,315
	FUND SOURCE	MATCH	FY24	FY25	FY26	FY27
CN AC	Federal - AC OTHER	\$0	\$924,175	\$0	\$0	\$0

MPO	Fredericksburg					
UPC NO	105464	SCOPE	Reconstruction w/ Added Capacity			
SYSTEM	Secondary	JURISDICTION	Spotsylvania County		OVERSIGHT	NFO
PROJECT	#HB2.FY17 RTE. 606 WEST - RECONSTRUCTION MUDD TAVERN ROAD				ADMIN BY	VDOT
DESCRIPTION	FROM: 0.176 Miles West of Route 1 TO: 0.054 Miles West of Route 95 SBL (0.6270 MI)					
ROUTE/STREET	MUDD TAVERN ROAD (0606)				TOTAL COST	\$21,631,545
	FUND SOURCE	MATCH	FY24	FY25	FY26	FY27
PE	Other	\$450,000	\$450,000	\$0	\$0	\$0
RW	Other	\$3,688,742	\$3,688,742	\$0	\$0	\$0
RW AC	Federal - AC OTHER	\$0	\$978,486	\$0	\$0	\$0
CN AC	Federal - AC OTHER	\$0	\$11,275,575	\$0	\$0	\$0

MPO	Fredericksburg					
UPC NO	4632	SCOPE	Reconstruction w/ Added Capacity			
SYSTEM	Secondary	JURISDICTION	Stafford County		OVERSIGHT	NFO
PROJECT	RTE 630 - WIDEN TO 4 LANES				ADMIN BY	VDOT
DESCRIPTION	FROM: 0.10 MILES WEST OF ROUTE 628 TO: 0.22 MILE WEST OF ROUTE 732 (1.7300 MI)					
PROGRAM NOTE	All funds obligated based on current allocations/estimate Linked with UPC 13558, 110382 & 108753					
ROUTE/STREET	COURTHOUSE ROAD (0630)				TOTAL COST	\$34,168,987
	FUND SOURCE	MATCH	FY24	FY25	FY26	FY27
		\$0	\$0	\$0	\$0	\$0

### Fredericksburg District

#### Urban Projects

MPO	Fredericksburg					
UPC NO	88699	SCOPE	Reconstruction w/ Added Capacity			
SYSTEM	Urban	JURISDICTION	Fredericksburg		OVERSIGHT	FO
PROJECT	FALL HILL AVE. BRIDGE & APPROACHES RECONSTRUCTION & WIDENING				ADMIN BY	VDOT
DESCRIPTION	FROM: 0.12 Miles West of Gordon W. Shelton Blvd. TO: 0.03 Miles West of Rappahannock Canal Bridge (2.1900 MI)					
PROGRAM NOTE	Includes \$10,168,399 GARVEE Debt Service Principal Prev, \$1,791,027 GARVEE Debt Service Principal FFY24, \$1,881,936 GARVEE Debt Service Principal FFY25, \$1,977,153 GARVEE Debt Service Principal FFY26, \$2,077,109 GARVEE Debt Service Principal FFY27. Total GARVEE Debt Service Principal \$27,309,613. Corresponding GARVEE Debt Service UPC 110383.					
ROUTE/STREET	FALL HILL AVENUE (U000)				TOTAL COST	\$38,117,591
	FUND SOURCE	MATCH	FY24	FY25	FY26	FY27
PE AC	Federal - AC OTHER		\$0	\$173,911	\$0	\$0
RW	Federal - AC CONVERSION		\$0	\$0	\$1,881,936	\$1,464,332
	Federal - STP/STBG		\$0	\$1,791,027	\$0	\$0
RW TOTAL			\$0	\$1,791,027	\$1,881,936	\$1,464,332
RW AC	Federal - AC		\$0	\$3,346,268	\$0	\$0
CN	Federal - AC CONVERSION		\$0	\$0	\$0	\$512,821
CN AC	Federal - AC		\$0	\$12,003,918	\$0	\$0
	Federal - AC OTHER		\$0	\$7,380,688	\$0	\$0
CN AC			\$0	\$19,384,606	\$0	\$0

MPO	Fredericksburg					
UPC NO	111682	SCOPE	Reconstruction w/o Added Capacity			
SYSTEM	Urban	JURISDICTION	Fredericksburg		OVERSIGHT	NFO
PROJECT	VCR TRAIL - BRIDGES OVER RTE. 3 AND US 1 - STUDY				ADMIN BY	VDOT
DESCRIPTION	FROM: RTE 3/US 1 TO: RTE 3/US 1					
ROUTE/STREET	RTE 3 / US 1 (9999)				TOTAL COST	\$107,850
	FUND SOURCE	MATCH	FY24	FY25	FY26	FY27
			\$0	\$0	\$0	\$0

MPO	Fredericksburg					
UPC NO	110383	SCOPE				
SYSTEM	Urban	JURISDICTION	Fredericksburg		OVERSIGHT	NFO
PROJECT	FALL HILL AVE BR APPRCHS RECON/WIDENING GARVEE DEBT SERVICE				ADMIN BY	VDOT
DESCRIPTION						
PROGRAM NOTE	Includes \$7,819,212 GARVEE Debt Service Interest Prev, \$834,947 FFY24 GARVEE Debt Service Interest, \$744,276 GARVEE Debt Service Interest FFY25, \$649,005 GARVEE Debt Service Interest FFY26, \$548,909 GARVEE Debt Service Interest FFY27, \$1,089,545 GARVEE Debt Service Interest FFY28-31. Total GARVEE Debt Service Interest \$11,685,894. Corresponding CN UPC 88699.					
ROUTE/STREET	U000				TOTAL COST	\$29,804,867
	FUND SOURCE	MATCH	FY24	FY25	FY26	FY27
PE	Federal - AC CONVERSION		\$0	\$0	\$744,276	\$649,005
	Federal - STP/STBG		\$0	\$834,947	\$0	\$0
PE TOTAL			\$0	\$834,947	\$744,276	\$649,005
PE AC	Federal - AC		\$0	\$3,031,735	\$0	\$0

### Fredericksburg District

#### Miscellaneous Projects

MPO	Fredericksburg					
UPC NO	103685	SCOPE	Transit			
SYSTEM	Miscellaneous	JURISDICTION	Multi-jurisdictional: Fredericksburg MPO	OVERSIGHT	NFO	
PROJECT	GW Ride Connect / TDM Assistance			ADMIN BY	Locally	
DESCRIPTION	FROM: N/A TO: N/A					
ROUTE/STREET	N/A (0000)			TOTAL COST	\$932,728	
	FUND SOURCE	MATCH	FY24	FY25	FY26	FY27
		\$0	\$0	\$0	\$0	\$0

MPO	Fredericksburg					
UPC NO	120974	SCOPE	Facilities for Pedestrians and Bicycles			
SYSTEM	Miscellaneous	JURISDICTION	Fredericksburg	OVERSIGHT	NFO	
PROJECT	BANKSIDE TRAIL - PHASE 1			ADMIN BY	Locally	
DESCRIPTION	FROM: The Riverfront Park (700 Block) TO: The Rappahannock Regional Library (1208-1210 Block) (0.5000 MI)					
ROUTE/STREET	SOPHIA STREET (9999)			TOTAL COST	\$2,050,000	
	FUND SOURCE	MATCH	FY24	FY25	FY26	FY27
PE	Federal - CMAQ	\$65,000	\$0	\$0	\$0	\$260,000

MPO	Multiple MPOs					
UPC NO	T20741	SCOPE				
SYSTEM	Miscellaneous	JURISDICTION	Statewide	OVERSIGHT	NFO	
PROJECT	VEHICLE FUEL CONVERSION PROGRAM MARKETING			ADMIN BY	Other	
DESCRIPTION						
ROUTE/STREET	9999			TOTAL COST	\$360,000	
	FUND SOURCE	MATCH	FY24	FY25	FY26	FY27
CN	Federal - CMAQ	\$72,000	\$288,000	\$0	\$0	\$0

MPO	Multiple MPOs					
UPC NO	T11802	SCOPE	Other			
SYSTEM	Miscellaneous	JURISDICTION	Statewide	OVERSIGHT	FO	
PROJECT	Vehicle Fuel Conversion Program			ADMIN BY	Other	
DESCRIPTION	FROM: 1 TO: 1					
ROUTE/STREET	9999			TOTAL COST	\$8,640,000	
	FUND SOURCE	MATCH	FY24	FY25	FY26	FY27
CN	Federal - CMAQ	\$1,235,482	\$4,941,927	\$0	\$0	\$0

MPO	Fredericksburg				
UPC NO	113538	SCOPE	Other		
SYSTEM	Miscellaneous	JURISDICTION	Fredericksburg	OVERSIGHT	NFO
PROJECT	FAMPO 2050 LRTP SUPPORT			ADMIN BY	VDOT
DESCRIPTION	FROM: FAMPO TO: PLANNING ASSISTANCE				
ROUTE/STREET	LRTP			TOTAL COST	\$418,318
FUND SOURCE	MATCH	FY24	FY25	FY26	FY27
		\$0	\$0	\$0	\$0



### Fredericksburg District

#### Public Transportation Projects

MPO	Fredericksburg					
UPC NO	T6742	JURISDICTION		Transit		
SYSTEM	Public Transportation	Multi-jurisdictional: Fredericksburg MPO		OVERSIGHT	NFO	
	Fredericksburg Regional Transit - New Buses					Locally
DESCRIPTION	FROM: New bus Fred service TO: Expansion					
ROUTE/STREET	0000			TOTAL COST	\$420,000	
	FUND SOURCE	MATCH	FY24	FY25	FY26	FY27
		\$0	\$0	\$0	\$0	\$0

MPO	Fredericksburg					
UPC NO	120797	SCOPE		Transit		
SYSTEM	Public Transportation	JURISDICTION		Spotsylvania County	OVERSIGHT	NFO
PROJECT	SPOTSYLVANIA NEW TRANSIT AND LEASED COMMUTER PARKING				ADMIN BY	Other
DESCRIPTION	FROM: VARIOUS TO: VARIOUS					
ROUTE/STREET	9999			TOTAL COST	\$547,230	
	FUND SOURCE	MATCH	FY24	FY25	FY26	FY27
PE	Federal - AC CONVERSION	\$0	\$0	\$0	\$437,784	\$0
PE AC	Federal - AC	\$109,446	\$437,784	\$0	\$0	\$0
	Federal - AC OTHER	\$0	\$3,192,770	\$0	\$0	\$0
PE AC		\$109,446	\$3,630,554	\$0	\$0	\$0

### Fredericksburg District

#### Project Groupings

MPO	NonMPO					
GROUPING	Construction : Bridge Rehabilitation/Replacement/Reconstruction					
ROUTE/STREET					TOTAL COST	\$73,409,505
	FUND SOURCE	MATCH	FY24	FY25	FY26	FY27
PE	Federal - BR	\$60,000	\$240,000	\$0	\$0	\$0
	Federal - STP/STBG	\$170,608	\$0	\$0	\$0	\$682,432
PE TOTAL		\$230,608	\$240,000	\$0	\$0	\$682,432
RW	Federal - NHS/NHPP	\$146,426	\$287,601	\$0	\$291,358	\$6,744
	Federal - STP/STBG	\$6,600	\$26,400	\$0	\$0	\$0
RW TOTAL		\$153,026	\$314,001	\$0	\$291,358	\$6,744
CN	Federal - AC CONVERSION	\$180,000	\$0	\$720,000	\$0	\$0
	Federal - BR	\$1,200,000	\$0	\$0	\$4,800,000	\$0
	Federal - NHS/NHPP	\$2,543,508	\$0	\$5,170,011	\$5,004,021	\$0
	Federal - STP/STBG	\$410,792	\$84,000	\$1,559,166	\$0	\$0
CN TOTAL		\$4,334,300	\$84,000	\$7,449,177	\$9,804,021	\$0
CN AC	Federal - AC OTHER	\$0	\$3,804,936	\$622,081	\$0	\$0

MPO	NonMPO					
GROUPING	Construction : Rail					
ROUTE/STREET					TOTAL COST	\$550,000
	FUND SOURCE	MATCH	FY24	FY25	FY26	FY27
RW	Federal - AC CONVERSION	\$0	\$40,181	\$0	\$0	\$0

MPO	NonMPO					
GROUPING	Construction : Safety/ITS/Operational Improvements					
ROUTE/STREET					TOTAL COST	\$71,467,478
	FUND SOURCE	MATCH	FY24	FY25	FY26	FY27
PE	Federal - NHS/NHPP	\$291,259	\$0	\$0	\$1,165,036	\$0
RW	Federal - NHS/NHPP	\$119,944	\$479,774	\$0	\$0	\$0
	Federal - STP/STBG	\$120,000	\$0	\$0	\$0	\$480,000
RW TOTAL		\$239,944	\$479,774	\$0	\$0	\$480,000
CN	Federal - AC CONVERSION	\$181,500	\$1,026,900	\$606,600	\$0	\$0
	Federal - NHS/NHPP	\$354,673	\$0	\$0	\$1,418,691	\$0
CN TOTAL		\$536,173	\$1,026,900	\$606,600	\$1,418,691	\$0
CN AC	Federal - AC OTHER	\$0	\$0	\$0	\$107,901	\$0

MPO	NonMPO					
GROUPING	Construction : Transportation Alternatives/Byway/Non-Traditional					
ROUTE/STREET					TOTAL COST	\$8,154,687
	FUND SOURCE	MATCH	FY24	FY25	FY26	FY27
RW	Federal - TAP/F	\$41,196	\$0	\$164,785	\$0	\$0
CN	Federal - TAP/F	\$601,776	\$609,386	\$0	\$1,797,717	\$0
CN AC	Federal - AC OTHER	\$0	\$275,433	\$0	\$808,795	\$0

MPO	NonMPO						
GROUPING	Maintenance : Preventive Maintenance and System Preservation						
PROGRAM NOTE	Funding identified to be obligated districtwide as projects are identified.						
ROUTE/STREET						TOTAL COST	\$63,832,338
	FUND SOURCE	MATCH	FY24	FY25	FY26	FY27	
			\$0	\$0	\$0	\$0	\$0

MPO	Fredericksburg						
GROUPING	Maintenance : Preventive Maintenance and System Preservation						
PROGRAM NOTE	Funding identified to be obligated districtwide as projects are identified.						
ROUTE/STREET						TOTAL COST	\$63,832,338
	FUND SOURCE	MATCH	FY24	FY25	FY26	FY27	
CN	Federal - STP/STBG		\$0	\$15,859,311	\$15,924,419	\$15,990,634	\$16,057,974

MPO	NonMPO						
GROUPING	Maintenance : Preventive Maintenance for Bridges						
PROGRAM NOTE	Funding identified to be obligated districtwide as projects are identified.						
ROUTE/STREET						TOTAL COST	\$31,814,444
	FUND SOURCE	MATCH	FY24	FY25	FY26	FY27	
			\$0	\$0	\$0	\$0	\$0

MPO	Fredericksburg						
GROUPING	Maintenance : Preventive Maintenance for Bridges						
PROGRAM NOTE	Funding identified to be obligated districtwide as projects are identified.						
ROUTE/STREET						TOTAL COST	\$31,814,444
	FUND SOURCE	MATCH	FY24	FY25	FY26	FY27	
CN	Federal - NHS/NHPP		\$0	\$5,468,748	\$1,224,822	\$781,145	\$781,145
	Federal - STP/STBG		\$0	\$5,117,306	\$5,137,672	\$5,158,385	\$5,179,450
CN TOTAL			\$0	\$10,586,054	\$6,362,494	\$5,939,530	\$5,960,595
CN AC	Federal - AC OTHER		\$0	\$850,000	\$2,115,771	\$0	\$0

MPO	Fredericksburg						
GROUPING	Maintenance : Traffic and Safety Operations						
PROGRAM NOTE	Funding identified to be obligated districtwide as projects are identified.						
ROUTE/STREET						TOTAL COST	\$11,082,503
	FUND SOURCE	MATCH	FY24	FY25	FY26	FY27	
CN	Federal - STP/STBG		\$0	\$2,753,477	\$2,764,781	\$2,776,277	\$2,787,968

**Fredericksburg MPO**  
**Project**  
**Groupings**

GROUPING		Construction : Bridge Rehabilitation/Replacement/Reconstruction						
ROUTE/STREET							TOTAL COST	\$142,754,888
	FUND SOURCE	MATCH	FY24	FY25	FY26	FY27		
PE	Federal - BR	\$137,778	\$0	\$0	\$0	\$551,112		
	Federal - NHS/NHPP	\$761,908	\$0	(\$100,000)	\$0	\$3,147,631		
<b>PE TOTAL</b>		<b>\$899,686</b>	<b>\$0</b>	<b>(\$100,000)</b>	<b>\$0</b>	<b>\$3,698,743</b>		
RW	Federal - BR	\$359,393	\$0	\$1,437,572	\$0	\$0		
CN	Federal - AC CONVERSION	\$18,172	\$0	\$0	\$0	\$72,688		
	Federal - BR	\$4,967,762	\$0	\$0	\$19,871,047	\$0		
	Federal - NHS/NHPP	\$588,674	\$0	\$2,354,697	\$0	\$0		
<b>CN TOTAL</b>		<b>\$5,574,608</b>	<b>\$0</b>	<b>\$2,354,697</b>	<b>\$19,871,047</b>	<b>\$72,688</b>		
CN AC	Federal - AC OTHER	\$0	\$0	\$3,786,214	\$5,119,499	\$0		

GROUPING		Construction : Safety/ITS/Operational Improvements						
ROUTE/STREET							TOTAL COST	\$366,171,231
	FUND SOURCE	MATCH	FY24	FY25	FY26	FY27		
PE	Federal - AC CONVERSION	\$107,310	\$458,482	\$178,720	\$0	\$0		
	Federal - HSIP	\$81,500	\$733,500	\$0	\$0	\$0		
	Federal - NHS/NHPP	\$220,000	\$880,000	\$0	\$0	\$0		
	Federal - STP/STBG	\$100,000	\$400,000	\$0	\$0	\$0		
<b>PE TOTAL</b>		<b>\$508,810</b>	<b>\$2,471,982</b>	<b>\$178,720</b>	<b>\$0</b>	<b>\$0</b>		
PE AC	Federal - AC OTHER	\$0	\$0	\$0	\$0	\$65,000		
RW	Federal - AC CONVERSION	\$3,252,021	\$1,960,703	\$1,102,245	\$4,034,903	\$5,910,233		
	Federal - CMAQ	\$118,667	\$425,965	\$48,704	\$0	\$0		
	Federal - HSIP	\$22,000	\$0	\$0	\$63,000	\$135,000		
	Federal - NHS/NHPP	\$3,630,760	\$126,312	\$5,249,296	\$9,147,430	\$0		
	Federal - RSTP	\$378,475	\$1,513,899	\$0	\$0	\$0		
	Federal - STP/STBG	\$964,504	\$1,779,559	\$2,078,456	\$0	\$0		
<b>RW TOTAL</b>		<b>\$8,366,426</b>	<b>\$5,806,438</b>	<b>\$8,478,701</b>	<b>\$13,245,333</b>	<b>\$6,045,233</b>		
RW AC	Federal - AC OTHER	\$0	\$13,150,598	\$15,078,152	\$199,999	\$0		
CN	Federal - AC CONVERSION	\$1,380,578	\$57,132	\$1,281,594	\$0	\$4,183,585		
	Federal - HSIP	\$341,693	\$1,842,238	\$0	\$0	\$1,233,000		
	Federal - NHPP/E	\$79,489	\$317,954	\$0	\$0	\$0		
	Federal - NHS/NHPP	\$2,282,155	\$3,120,000	\$0	\$772,570	\$5,236,048		
	Federal - RSTP	\$212,437	\$0	\$0	\$849,746	\$0		
	Federal - STP/STBG	\$788,619	\$0	\$336,000	\$2,818,474	\$0		
<b>CN TOTAL</b>		<b>\$5,084,969</b>	<b>\$5,337,324</b>	<b>\$1,617,594</b>	<b>\$4,440,790</b>	<b>\$10,652,633</b>		
CN AC	Federal - AC OTHER	\$0	\$11,502,557	\$14,180,463	\$40,429,111	\$7,192,585		

GROUPING		Construction : Transportation Alternatives/Byway/Non-Traditional				
ROUTE/STREET					TOTAL COST	\$19,192,255
	FUND SOURCE	MATCH	FY24	FY25	FY26	FY27
PE	Federal - AC CONVERSION	\$53,793	\$125,984	\$89,186	\$0	\$0
RW	Federal - AC CONVERSION	\$29,600	\$0	\$118,400	\$0	\$0
	Federal - RTAP	\$24,173	\$96,692	\$0	\$0	\$0
	Federal - TAP/F	\$217,288	\$176,908	\$692,245	\$0	\$0
RW TOTAL		\$271,061	\$273,600	\$810,645	\$0	\$0
RW AC	Federal - AC OTHER	\$0	\$148,000	\$0	\$0	\$0
CN	Federal - AC CONVERSION	\$92,433	\$0	\$369,732	\$0	\$0
	Federal - CMAQ	\$18,614	\$74,456	\$0	\$0	\$0
	Federal - STP/STBG	\$263,402	\$1,053,607	\$0	\$0	\$0
	Federal - TAP/F	\$246,291	\$209,148	\$512,692	\$263,322	\$0
	Federal - TAP/SU	\$102,551	\$410,204	\$0	\$0	\$0
CN TOTAL		\$723,290	\$1,747,415	\$882,424	\$263,322	\$0
CN AC	Federal - AC OTHER	\$0	\$1,511,382	\$244,135	\$2,113,864	\$0

GROUPING		Maintenance : Preventive Maintenance and System Preservation				
PROGRAM NOTE		Funding identified to be obligated districtwide as projects are identified.				
ROUTE/STREET					TOTAL COST	\$63,832,338
	FUND SOURCE	MATCH	FY24	FY25	FY26	FY27
CN	Federal - STP/STBG	\$0	\$15,859,311	\$15,924,419	\$15,990,634	\$16,057,974

GROUPING		Maintenance : Preventive Maintenance for Bridges				
PROGRAM NOTE		Funding identified to be obligated districtwide as projects are identified.				
ROUTE/STREET					TOTAL COST	\$31,814,444
	FUND SOURCE	MATCH	FY24	FY25	FY26	FY27
CN	Federal - NHS/NHPP	\$0	\$5,468,748	\$1,224,822	\$781,145	\$781,145
	Federal - STP/STBG	\$0	\$5,117,306	\$5,137,672	\$5,158,385	\$5,179,450
CN TOTAL		\$0	\$10,586,054	\$6,362,494	\$5,939,530	\$5,960,595
CN AC	Federal - AC OTHER	\$0	\$850,000	\$2,115,771	\$0	\$0

GROUPING		Maintenance : Traffic and Safety Operations				
PROGRAM NOTE		Funding identified to be obligated districtwide as projects are identified.				
ROUTE/STREET					TOTAL COST	\$11,082,503
	FUND SOURCE	MATCH	FY24	FY25	FY26	FY27
CN	Federal - STP/STBG	\$0	\$2,753,477	\$2,764,781	\$2,776,277	\$2,787,968

GROUPING	Transit : Amenities					
ROUTE/STREET					TOTAL COST	\$256,000
FUND SOURCE	MATCH	FY24	FY25	FY26	FY27	
		\$0	\$0	\$0	\$0	\$0

GROUPING	Transit : Ridesharing					
ROUTE/STREET					TOTAL COST	\$3,424,348
FUND SOURCE	MATCH	FY24	FY25	FY26	FY27	
		\$0	\$0	\$0	\$0	\$0

# HAMPTON ROADS DISTRICT

July 2023

Prepared by the  
**Virginia Department of Transportation**  
in Cooperation with  
**Virginia Department of Rail and Public Transportation,**  
**Federal Highway Administration–Virginia Division Office, and**  
**Federal Transit Administration**

### Hampton Roads District Interstate Projects

MPO	Hampton Roads					
UPC NO	106692	SCOPE	Reconstruction w/ Added Capacity			
SYSTEM	Interstate	JURISDICTION	Chesapeake		OVERSIGHT	FO
PROJECT	#SMART18 - I-64 Southside Widening and High-Rise Bridge Ph 1				ADMIN BY	VDOT
DESCRIPTION	FROM: 0.295 Mile East of I-264 (at Bowers Hill) TO: 1.018 Mile East of I-464 (9.0304 MI)					
ROUTE/STREET	I-64 (0064)				TOTAL COST	\$431,956,220
	FUND SOURCE	MATCH	FY24	FY25	FY26	FY27
			\$0	\$0	\$0	\$0

MPO	Hampton Roads					
UPC NO	108990	SCOPE	Reconstruction w/ Added Capacity			
SYSTEM	Interstate	JURISDICTION	Chesapeake		OVERSIGHT	FO
PROJECT	#SMART18 - I-64 Southside Widening & High-Rise Bridge Ph 1				ADMIN BY	VDOT
DESCRIPTION	FROM: I-464 TO: I-664/I-264 (8.2100 MI)					
PROGRAM NOTE	Includes \$22,399,442 GARVEE Debt Service Principal Prev, \$4,925,477 GARVEE Debt Service Principal FFY24, \$5,175,510 GARVEE Debt Service Principal FFY25, \$5,438,118 GARVEE Debt Service Principal FFY26, \$5,713,762 GARVEE Debt Service Principal FFY27. Total GARVEE Debt Service Principal \$80,470,545. Corresponding GARVEE Debt Service UPC 111982.					
ROUTE/STREET	I-64 (0064)				TOTAL COST	\$92,657,545
	FUND SOURCE	MATCH	FY24	FY25	FY26	FY27
CN	Federal - AC CONVERSION		\$0	\$0	\$5,175,510	\$5,438,118
	Federal - NHS/NHPP		\$0	\$4,925,477	\$0	\$0
CN TOTAL			\$0	\$4,925,477	\$5,175,510	\$5,438,118
CN AC	Federal - AC		\$0	\$53,145,626	\$0	\$0
	Federal - AC OTHER		\$0	\$12,187,000	\$0	\$0
CN AC			\$0	\$65,332,626	\$0	\$0

MPO	Hampton Roads					
UPC NO	111982	SCOPE				
SYSTEM	Interstate	JURISDICTION	Chesapeake		OVERSIGHT	NFO
PROJECT	#SMART18 I-64 SS Widen & High-Rise Br Ph 1 DEBT SERVICE				ADMIN BY	VDOT
DESCRIPTION						
PROGRAM NOTE	Includes \$18,438,503 GARVEE Debt Service Interest Prev, \$2,789,132 FFY24 GARVEE Debt Service Interest, \$2,539,759 GARVEE Debt Service Interest FFY25, \$2,277,715 GARVEE Debt Service Interest FFY26, \$2,002,421 GARVEE Debt Service Interest FFY27, \$5,478,311 GARVEE Debt Service Interest FFY28-33. Total GARVEE Debt Service Interest \$33,525,841. Corresponding CN UPC 108990. Linked with UPC 106992					
ROUTE/STREET	0064				TOTAL COST	\$75,557,339
	FUND SOURCE	MATCH	FY24	FY25	FY26	FY27
PE	Federal - AC CONVERSION		\$0	\$0	\$2,539,759	\$2,277,715
	Federal - NHS/NHPP		\$0	\$2,789,132	\$0	\$0
PE TOTAL			\$0	\$2,789,132	\$2,539,759	\$2,277,715
PE AC	Federal - AC		\$0	\$12,298,206	\$0	\$0



MPO	Hampton Roads					
UPC NO	120375	SCOPE	Other			
SYSTEM	Interstate	JURISDICTION	Chesapeake		OVERSIGHT	NFO
PROJECT	#I64CIP I-64 and I-464 (Exit 291) Interchange Improvements				ADMIN BY	VDOT
DESCRIPTION	FROM: MP 291 TO: MP 292.62 (2.0440 MI)					
ROUTE/STREET	HAMPTON ROADS BELTWAY (0064)				TOTAL COST	\$140,000,000
	FUND SOURCE	MATCH	FY24	FY25	FY26	FY27
RW AC	Federal - AC	\$0	\$14,560,000	\$0	\$0	\$0
CN AC	Federal - AC	\$0	\$0	\$0	\$76,774,822	\$0
	Federal - AC OTHER	\$0	\$0	\$0	\$40,165,178	\$0
CN AC		\$0	\$0	\$0	\$116,940,000	\$0

MPO	Hampton Roads					
UPC NO	117841	SCOPE	Bridge Replacement w/ Added Capacity			
SYSTEM	Interstate	JURISDICTION	Hampton		OVERSIGHT	NFO
PROJECT	HAMPTON ROADS EXPRESS LANES, SEGMENT 4C - PHASE 1 PE				ADMIN BY	VDOT
DESCRIPTION	FROM: 0.139 Mi. East of LaSalle Ave. TO: 0.379 Mi. East of Settlers Landing Rd. (2.4000 MI)					
ROUTE/STREET	0064				TOTAL COST	\$6,062,743
	FUND SOURCE	MATCH	FY24	FY25	FY26	FY27
		\$0	\$0	\$0	\$0	\$0

MPO	Hampton Roads					
UPC NO	119638	SCOPE	Bridge Replacement w/ Added Capacity			
SYSTEM	Interstate	JURISDICTION	Hampton		OVERSIGHT	
PROJECT	HAMPTON ROADS EXPRESS LANES, SEGMENT 4C				ADMIN BY	VDOT
DESCRIPTION	FROM: 0.139 Mi. East of LaSalle Ave. TO: 0.379 Mi. East of Settlers Landing Rd (2.4250 MI)					
PROGRAM NOTE	All funds obligated based on current allocations/estimate					
ROUTE/STREET	I-64 (0064)				TOTAL COST	\$407,153,311
	FUND SOURCE	MATCH	FY24	FY25	FY26	FY27
		\$0	\$0	\$0	\$0	\$0

MPO	Hampton Roads					
UPC NO	106665	SCOPE	Reconstruction w/ Added Capacity			
SYSTEM	Interstate	JURISDICTION	Hampton Roads District-wide		OVERSIGHT	FO
PROJECT	I-64 CAPACITY IMPROVEMENTS - SEGMENT II				ADMIN BY	VDOT
DESCRIPTION	FROM: 1.05 Miles West of Rte 199 (Humelsine Pkwy/Marquis Ctr Pkwy) TO: 0.54 Miles East of Rte 238 (Yorktown Rd) (7.0800 MI)					
ROUTE/STREET	0064				TOTAL COST	\$175,832,897
	FUND SOURCE	MATCH	FY24	FY25	FY26	FY27
PE	Other	\$0	(\$170,000)	\$0	\$0	\$0
CN	Other	\$0	(\$13,104,774)	\$0	\$0	\$0

MPO	Hampton Roads					
UPC NO	106689	SCOPE	Reconstruction w/ Added Capacity			
SYSTEM	Interstate	JURISDICTION	Hampton Roads District-wide		OVERSIGHT	FO
PROJECT	#HB2.FY17 I-64 CAPACITY IMPROVEMENTS - SEGMENT III				ADMIN BY	VDOT
DESCRIPTION	FROM: 1.257 Miles West of Rt 199 - Lightfoot (Exit 234) TO: 1.052 Miles West of Rt 199 - Humelsine Pkwy (Exit 242) (8.3560 MI)					
ROUTE/STREET	0064				TOTAL COST	\$122,893,996
	FUND SOURCE	MATCH	FY24	FY25	FY26	FY27
CN	Other		\$0	\$3,316,849	\$0	\$0

MPO	Hampton Roads					
UPC NO	109383	SCOPE	Other			
SYSTEM	Interstate	JURISDICTION	Hampton Roads District-wide		OVERSIGHT	FO
PROJECT	I-64 CAPACITY IMPROVEMENTS - SEGMENT I - DEBT SERVICE				ADMIN BY	VDOT
DESCRIPTION	FROM: 0.50 miles east of Route 238 (Yorktown Road) TO: 1.55 miles west of Route 143 (Jefferson Ave) (5.6700 MI)					
ROUTE/STREET	0064				TOTAL COST	\$90,058,453
	FUND SOURCE	MATCH	FY24	FY25	FY26	FY27
			\$0	\$0	\$0	\$0

MPO	Hampton Roads					
UPC NO	110577	SCOPE	Other			
SYSTEM	Interstate	JURISDICTION	Multi-jurisdictional: Hampton Roads MPO		OVERSIGHT	FO
PROJECT	HRCS Preferred Alternative Refinement				ADMIN BY	VDOT
DESCRIPTION	FROM: I-664 TO: I-564					
PROGRAM NOTE	All funds obligated based on current allocations/estimate					
ROUTE/STREET	0064				TOTAL COST	\$30,000,000
	FUND SOURCE	MATCH	FY24	FY25	FY26	FY27
			\$0	\$0	\$0	\$0

MPO	Hampton Roads					
UPC NO	112923	SCOPE	Traffic Management/Engineering			
SYSTEM	Interstate	JURISDICTION	Multi-jurisdictional: Hampton Roads MPO		OVERSIGHT	NFO
PROJECT	I-64 Express Lanes-Segment 2				ADMIN BY	VDOT
DESCRIPTION	FROM: 0.424 miles west of I-464 TO: 2.090 miles east of Indian River Road (7.6530 MI)					
ROUTE/STREET	I-64 (0064)				TOTAL COST	\$25,005,662
	FUND SOURCE	MATCH	FY24	FY25	FY26	FY27
PE	Other		\$0	(\$456,338)	\$0	\$0
CN	Other		\$0	\$462,000	\$0	\$0

MPO	Hampton Roads					
UPC NO	113543	SCOPE	Other			
SYSTEM	Interstate	JURISDICTION	Multi-jurisdictional: Hampton Roads MPO	OVERSIGHT	NFO	
PROJECT	Hampton Roads Express Lanes Network Study			ADMIN BY	VDOT	
DESCRIPTION	FROM: various TO: various					
PROGRAM NOTE	All funds obligated based on current allocations/estimate.					
ROUTE/STREET	0064			TOTAL COST	\$1,500,000	
	FUND SOURCE	MATCH	FY24	FY25	FY26	FY27
			\$0	\$0	\$0	\$0

MPO	Hampton Roads					
	115008	SCOPE	Bridge, New Construction			
SYSTEM	Interstate	JURISDICTION	Multi-jurisdictional: Hampton Roads MPO	OVERSIGHT	FO	
	I-64 HRBT Expansion Project - Design-Build Contract				VDOT	
DESCRIPTION	FROM: Settlers Landing Road TO: I-564					
PROGRAM NOTE	All funds obligated based on current allocations/estimate					
ROUTE/STREET	I64 (0064)				\$3,004,569,251	
	FUND SOURCE	MATCH	FY24	FY25	FY26	FY27
			\$0	\$0	\$0	\$0

	Hampton Roads					
	115009	SCOPE	Other			
SYSTEM	Interstate	JURISDICTION	Multi-jurisdictional: Hampton Roads MPO	OVERSIGHT	FO	
	I-64 HRBT Expansion Project - Owners Oversight			ADMIN BY	VDOT	
	FROM: Settlers Landing Road TO: I-564					
PROGRAM NOTE	All funds obligated based on current allocations/estimate					
	I64 (0064)				\$548,900,330	
	FUND SOURCE	MATCH	FY24	FY25	FY26	FY27
			\$0	\$0	\$0	\$0

MPO	Hampton Roads					
UPC NO	115010	SCOPE	Other			
SYSTEM	Interstate	JURISDICTION	Multi-jurisdictional: Hampton Roads MPO	OVERSIGHT	FO	
PROJECT	#SMART20 I-64 HRBT Expansion Project - Design-Build Contract			ADMIN BY	VDOT	
DESCRIPTION	FROM: Settlers Landing Road TO: I-564					
ROUTE/STREET	I64 (0064)			TOTAL COST	\$199,999,999	
	FUND SOURCE	MATCH	FY24	FY25	FY26	FY27
CN	Federal - AC CONVERSION		\$0	\$0	\$11,779,458	\$0
	Federal - NHFP		\$0	\$11,244,322	\$0	\$0
	Federal - NHS/NHPP		\$0	\$26,214,354	\$0	\$0
	Federal - STP/STBG		\$0	\$813,024	\$0	\$0
CN TOTAL			\$0	\$38,271,700	\$11,779,458	\$0
CN AC	Federal - AC		\$0	\$11,779,458	\$0	\$0

MPO	Hampton Roads					
UPC NO	115011	SCOPE	Bridge Replacement w/ Added Capacity			
SYSTEM	Interstate	JURISDICTION	Multi-jurisdictional: Hampton Roads MPO	OVERSIGHT	FO	
PROJECT	#SGR20VB - I-64 HRBT Expansion Project - South Trestles			ADMIN BY	VDOT	
DESCRIPTION	FROM: Willoughby Spit Shoreline TO: HRBT South Island Shoreline					
ROUTE/STREET	I64 (0064)			TOTAL COST	\$108,527,646	
	FUND SOURCE	MATCH	FY24	FY25	FY26	FY27
CN	Federal - AC CONVERSION	\$0	\$0	\$18,052,250	\$17,027,488	\$0
	Federal - NHFP	\$0	\$32,740,954	\$0	\$0	\$0
	Federal - NHS/NHPP	\$0	\$1,280,444	\$0	\$0	\$0
CN TOTAL		\$0	\$34,021,398	\$18,052,250	\$17,027,488	\$0
CN AC	Federal - AC	\$0	\$35,079,738	\$0	\$0	\$0
	Federal - AC OTHER	\$0	\$24,461,583	\$0	\$0	\$0
CN AC		\$0	\$59,541,321	\$0	\$0	\$0

MPO	Hampton Roads					
UPC NO	118376	SCOPE	Reconstruction w/ Added Capacity			
SYSTEM	Interstate	JURISDICTION	Multi-jurisdictional: Hampton Roads MPO	OVERSIGHT	NFO	
PROJECT	Hampton Roads Express Lanes - Segment 3			ADMIN BY	VDOT	
DESCRIPTION	FROM: SETTLERS LANDING RD TO: I564 INTERCHANGE (9.7000 MI)					
ROUTE/STREET	0064			TOTAL COST	\$18,789,474	
	FUND SOURCE	MATCH	FY24	FY25	FY26	FY27
PE	Other	\$0	\$1,361,556	\$0	\$0	\$0

MPO	Hampton Roads					
UPC NO	122037	SCOPE	Traffic Management/Engineering			
SYSTEM	Interstate	JURISDICTION	Multi-jurisdictional: Hampton Roads MPO	OVERSIGHT	NFO	
PROJECT	I-64 EXPRESS LANES - SEGMENT 2B "UNVEILING PROJECT"			ADMIN BY	VDOT	
DESCRIPTION	FROM: 0.424 west of I-464 TO: 2.090 east of Indian River Road (7.9900 MI)					
ROUTE/STREET	I-64 (0064)			TOTAL COST	\$3,100,000	
	FUND SOURCE	MATCH	FY24	FY25	FY26	FY27
CN AC	Federal - AC OTHER	\$0	\$3,100,000	\$0	\$0	\$0

MPO	Hampton Roads					
UPC NO	114812	SCOPE	Other			
SYSTEM	Interstate	JURISDICTION	Newport News	OVERSIGHT	NFO	
PROJECT	I-64 ACCESS EVALUATION			ADMIN BY	VDOT	
DESCRIPTION	FROM: Jefferson Avenue TO: Ft Eustis Blvd.					
ROUTE/STREET	0064			TOTAL COST	\$225,000	
	FUND SOURCE	MATCH	FY24	FY25	FY26	FY27
PE AC	Federal - AC OTHER	\$0	\$225,000	\$0	\$0	\$0

MPO	Hampton Roads					
UPC NO	119217	SCOPE	Reconstruction w/ Added Capacity			
SYSTEM	Interstate	JURISDICTION	Newport News		OVERSIGHT	FO
PROJECT	#SMART22 I-64 DENBIGH BOULEVARD INTERCHANGE				ADMIN BY	VDOT
DESCRIPTION	FROM: 0.400 Mi. South of Rte 173 (Denbigh Blvd) TO: Rte 173 (Denbigh Blvd) (0.4000 MI)					
ROUTE/STREET	INTERSTATE 64 (0064)				TOTAL COST	\$73,803,752
	FUND SOURCE	MATCH	FY24	FY25	FY26	FY27
RW AC	Federal - AC		\$0	\$0	\$0	\$8,628,579

MPO	Hampton Roads					
UPC NO	119824	SCOPE	Reconstruction w/ Added Capacity			
SYSTEM	Interstate	JURISDICTION	Newport News		OVERSIGHT	NFO
PROJECT	HAMPTON ROADS EXPRESS LANE, SEGMENT 4A-4B				ADMIN BY	VDOT
DESCRIPTION	FROM: 1.200 Mi. West of Denbigh Blvd TO: 0.139 Mi. East of LaSalle Avenue (13.3870 MI)					
PROGRAM NOTE	Parent UPC of Child UPC's 120324 & 121054					
ROUTE/STREET	I-64 (0064)				TOTAL COST	\$150,305,930
	FUND SOURCE	MATCH	FY24	FY25	FY26	FY27
RW AC	Federal - AC OTHER		\$0	\$2,369,034	\$0	\$0
CN AC	Federal - AC OTHER		\$0	\$137,884,376	\$0	\$0

MPO	Hampton Roads					
UPC NO	120324	SCOPE	Reconstruction w/o Added Capacity			
SYSTEM	Interstate	JURISDICTION	Newport News		OVERSIGHT	NFO
PROJECT	#I64CIP I-64 EB - EXIT 256				ADMIN BY	VDOT
DESCRIPTION	FROM: MP 256 TO: MP 257 (1.0000 MI)					
ROUTE/STREET	HAMPTON ROADS BELTWAY (0064)				TOTAL COST	\$3,000,000
	FUND SOURCE	MATCH	FY24	FY25	FY26	FY27
PE	Federal - NHS/NHPP		\$0	\$600,000	\$0	\$0
RW	Federal - NHS/NHPP		\$0	\$183,333	\$0	\$0
RW AC	Federal - AC OTHER		\$0	\$466,667	\$0	\$0
CN AC	Federal - AC OTHER		\$0	\$0	\$1,750,000	\$0

MPO	Hampton Roads					
UPC NO	121054	SCOPE	Reconstruction w/ Added Capacity			
SYSTEM	Interstate	JURISDICTION	Newport News		OVERSIGHT	NFO
PROJECT	#BF - HREL SEGMENT 4A-4B BRIDGE MAINTENANCE YEARS 2-5				ADMIN BY	VDOT
DESCRIPTION	FROM: 1.2 Miles West of Denbigh Blvd TO: 0.139 Miles East of LaSalle Avenue					
PROGRAM NOTE	Child UPC of Parent UPC 119824					
ROUTE/STREET	I-64 (0064)				TOTAL COST	\$18,000,000
	FUND SOURCE	MATCH	FY24	FY25	FY26	FY27
PE	Federal - BR		\$0	\$1,500,000	\$0	\$0
CN	Federal - BR		\$0	\$0	\$0	\$16,500,000

MPO	Hampton Roads					
UPC NO	110321	SCOPE	Traffic Management/Engineering			
SYSTEM	Interstate	JURISDICTION	Norfolk		OVERSIGHT	NFO
PROJECT	I-64 Express Lanes-Segment I				ADMIN BY	VDOT
DESCRIPTION	FROM: I-264 TO: I-564 (8.4000 MI)					
ROUTE/STREET	0064				TOTAL COST	\$18,945,988
	FUND SOURCE	MATCH	FY24	FY25	FY26	FY27
PE	Other		\$0	\$2,845,988	\$0	\$0
CN	Other		\$0	\$16,100,000	\$0	\$0

MPO	Hampton Roads					
UPC NO	119637	SCOPE	Reconstruction w/ Added Capacity			
SYSTEM	Interstate	JURISDICTION	Norfolk		OVERSIGHT	
PROJECT	HAMPTON ROADS EXPRESS LANES, SEGMENT 1A				ADMIN BY	VDOT
DESCRIPTION	FROM: 0.15 miles east of Patrol Road TO: 0.663 miles east of Tidewater Drive (2.2000 MI)					
ROUTE/STREET	I-64 (0064)				TOTAL COST	\$92,079,565
	FUND SOURCE	MATCH	FY24	FY25	FY26	FY27
PE	Other		\$0	\$2,918,320	\$0	\$0
RW	Other		\$0	\$500,000	\$0	\$0
CN	Other		\$0	\$57,911,759	\$0	\$0
CN AC	Federal - AC OTHER		\$0	\$30,749,486	\$0	\$0

MPO	Hampton Roads					
UPC NO	120731	SCOPE	Bridge Rehab w/o Added Capacity			
SYSTEM	Interstate	JURISDICTION	Norfolk		OVERSIGHT	NFO
PROJECT	#SS-WILLOUGHBY BAY BRIDGE- HRBT EXP - BR REPAIR WORK OPTION				ADMIN BY	VDOT
DESCRIPTION	FROM: 0.48mi from 4th View St TO: 0.57 mi to Hampton City line					
PROGRAM NOTE	All funds obligated based on current allocations/estimate					
ROUTE/STREET	I-64 (0064)				TOTAL COST	\$39,637,410
	FUND SOURCE	MATCH	FY24	FY25	FY26	FY27
			\$0	\$0	\$0	\$0

MPO	Hampton Roads					
UPC NO	120863	SCOPE	Reconstruction w/ Added Capacity			
SYSTEM	Interstate	JURISDICTION	Norfolk		OVERSIGHT	NFO
PROJECT	HAMPTON ROADS EXPRESS LANES, SEGMENT 1B				ADMIN BY	VDOT
DESCRIPTION	FROM: 0.661 miles East of Tidewater Drive TO: 1.04 miles East of I-264 (7.0000 MI)					
PROGRAM NOTE	Parent UPC of Child UPC's 121052 and 121258					
ROUTE/STREET	I-64 (0064)				TOTAL COST	\$208,860,180
	FUND SOURCE	MATCH	FY24	FY25	FY26	FY27
PE	Other		\$0	\$5,360,180	\$0	\$0
RW	Other		\$0	\$0	\$0	\$500,000

CN	Other		\$0	\$0	\$0	\$0	\$203,000,000
MPO	Hampton Roads						
UPC NO	121052	SCOPE	Reconstruction w/ Added Capacity				
SYSTEM	Interstate	JURISDICTION	Norfolk			OVERSIGHT	NFO
PROJECT	#BF - HREL SEGMENT 1B BRIDGE MAINTENANCE YEARS 2-5				ADMIN BY	VDOT	
DESCRIPTION	FROM: 0.661 miles East of Tidewater Drive TO: 1.04 miles East of I-264						
PROGRAM NOTE	Child UPC of Parent UPC 120863						
ROUTE/STREET	I-64 (0064)				TOTAL COST	\$40,000,000	
	FUND SOURCE	MATCH	FY24	FY25	FY26	FY27	
PE	Federal - BR		\$0	\$1,000,000	\$0	\$0	\$0
CN	Federal - BR		\$0	\$0	\$0	\$39,000,000	\$0

MPO	Hampton Roads						
UPC NO	121258	SCOPE	Reconstruction w/o Added Capacity				
SYSTEM	Interstate	JURISDICTION	Norfolk			OVERSIGHT	NFO
PROJECT	#I64CIP I-64 EB-WB EXITS 278 - 284				ADMIN BY	VDOT	
DESCRIPTION	FROM: MP 278 TO: MP 285						
PROGRAM NOTE	Child UPC of Parent UPC 120863						
ROUTE/STREET	HAMPTON ROADS BELTWAY (0064)				TOTAL COST	\$21,400,000	
	FUND SOURCE	MATCH	FY24	FY25	FY26	FY27	
PE	Federal - NHS/NHPP		\$0	\$3,700,000	\$0	\$0	\$0
RW	Federal - NHS/NHPP		\$0	\$2,365,000	\$0	\$0	\$0
CN	Federal - AC CONVERSION		\$0	\$0	\$0	\$1,286,667	\$0
	Federal - NHS/NHPP		\$0	\$0	\$8,572,500	\$0	\$0
CN TOTAL			\$0	\$0	\$8,572,500	\$1,286,667	\$0
CN AC	Federal - AC		\$0	\$0	\$1,286,667	\$0	\$0
	Federal - AC OTHER		\$0	\$0	\$5,475,833	\$0	\$0
CN AC			\$0	\$0	\$6,762,500	\$0	\$0

MPO	Hampton Roads						
UPC NO	121360	SCOPE	Reconstruction w/ Added Capacity				
SYSTEM	Interstate	JURISDICTION	Norfolk			OVERSIGHT	
PROJECT	HAMPTON ROADS EXPRESS LANES, SEGMENT 1A (CN Phase Only)				ADMIN BY	VDOT	
DESCRIPTION	FROM: 0.15 miles east of Patrol Bridge Road TO: 0.663 miles east of Tidewater Drive						
ROUTE/STREET	I-64 (0064)				TOTAL COST	\$85,068,097	
	FUND SOURCE	MATCH	FY24	FY25	FY26	FY27	
CN	Federal - HIP/F	\$196,173	\$784,690	\$0	\$0	\$0	\$0
CN AC	Federal - AC OTHER	\$0	\$36,602,567	\$0	\$0	\$0	\$0

MPO	Hampton Roads					
UPC NO	121361	SCOPE	Reconstruction w/ Added Capacity			
SYSTEM	Interstate	JURISDICTION	Norfolk		OVERSIGHT	NFO
PROJECT	HAMPTON ROADS EXPRESS LANES, SEGMENT 1A (CN Phase Only)				ADMIN BY	VDOT
DESCRIPTION	FROM: 0.15 miles east of Patrol Bridge Road TO: 0.663 miles east of Tidewater Drive					
ROUTE/STREET	I-64 (0064)				TOTAL COST	\$8,031,903
	FUND SOURCE	MATCH	FY24	FY25	FY26	FY27
CN	Federal - HIP/F	\$1,606,381	\$6,425,522		\$0	\$0

MPO	Hampton Roads					
UPC NO	109790	SCOPE	Reconstruction w/ Added Capacity			
SYSTEM	Interstate	JURISDICTION	York County		OVERSIGHT	FO
PROJECT	#HB2.FY17 I-64 CAPACITY IMPROVEMENTS - SEGMENT III				ADMIN BY	VDOT
DESCRIPTION	FROM: 1.15 Mile West of Rt 199 - Lightfoot (Exit 234) TO: 1.05 Miles West of Rt 199 - Humelsine Pkwy (Exit 242) (8.2500 MI)					
ROUTE/STREET	0064				TOTAL COST	\$121,151,977
	FUND SOURCE	MATCH	FY24	FY25	FY26	FY27
RW	Federal - NHPP/E	\$0	(\$5,704,221)		\$0	\$0
	Federal - NHS/NHPP	\$0	(\$16,500,196)		\$0	\$0
RW TOTAL		\$0	(\$22,204,417)		\$0	\$0
CN	Federal - NHPP/E	\$0	\$5,704,221		\$0	\$0
	Federal - NHS/NHPP	\$0	\$16,500,196		\$0	\$0
CN TOTAL		\$0	\$22,204,417		\$0	\$0
CN AC	Federal - AC OTHER	\$0	\$3,129,316		\$0	\$0

MPO	Hampton Roads					
UPC NO	103037	SCOPE	Bridge, New Construction			
SYSTEM	Interstate	JURISDICTION	Hampton Roads District-wide		OVERSIGHT	FO
PROJECT	DT/MT/MLK Interstate Debt Service				ADMIN BY	VDOT
DESCRIPTION	FROM: Downtown and Midtown Tunnels; extension of MLK to I-264 TO: Downtown and Midtown Tunnels; extension of MLK to I-264 (3.9000 MI)					
ROUTE/STREET	0264				TOTAL COST	\$14,872,373
	FUND SOURCE	MATCH	FY24	FY25	FY26	FY27
PE	Federal - AC CONVERSION	\$0	\$0	\$943,382	\$943,407	\$943,359
	Federal - NHS/NHPP	\$0	\$943,278		\$0	\$0
PE TOTAL		\$0	\$943,278	\$943,382	\$943,407	\$943,359
PE AC	Federal - AC	\$0	\$2,890,829		\$0	\$0



MPO	Hampton Roads					
UPC NO	97175	SCOPE	Preliminary Engineering			
SYSTEM	Interstate	JURISDICTION	Multi-jurisdictional: Hampton Roads MPO		OVERSIGHT	NFO
PROJECT	I-264 DOWNTOWN TUNNEL PPTA DEV. & MGNT. OVERSIGHT DT/MT/MLK				ADMIN BY	VDOT
DESCRIPTION	DOWNTOWN TUNNEL PROJECT					
ROUTE/STREET	0264				TOTAL COST	\$1,404,316
	FUND SOURCE	MATCH	FY24	FY25	FY26	FY27
PE	Federal - NHS/NHPP	\$0	\$821,897	\$0	\$0	\$0

MPO	Hampton Roads					
UPC NO	106693	SCOPE	Reconstruction w/ Added Capacity			
SYSTEM	Interstate	JURISDICTION	Norfolk		OVERSIGHT	NFO
PROJECT	I-64/I-264 Interchange-Phase III				ADMIN BY	VDOT
DESCRIPTION						
ROUTE/STREET	I-264 (0264)				TOTAL COST	\$10,000,000
	FUND SOURCE	MATCH	FY24	FY25	FY26	FY27
		\$0	\$0	\$0	\$0	\$0

MPO	Hampton Roads					
UPC NO	111788	SCOPE	Traffic Management/Engineering			
SYSTEM	Interstate	JURISDICTION	Norfolk		OVERSIGHT	NFO
PROJECT	#SMART18 - I-264 W Off-Ramp at Ballentine Boulevard				ADMIN BY	VDOT
DESCRIPTION	FROM: 450 Feet East of Ballentine Boulevard TO: Ballentine Boulevard (0.1230 MI)					
ROUTE/STREET	I-264 W RAMP 12A (0264)				TOTAL COST	\$1,710,000
	FUND SOURCE	MATCH	FY24	FY25	FY26	FY27
RW	Federal - STP/STBG	\$0	\$180,000	\$0	\$0	\$0
CN	Federal - STP/STBG	\$0	\$0	\$330,000	\$0	\$0
CN AC	Federal - AC OTHER	\$0	\$1,000,000	\$0	\$0	\$0

MPO	Hampton Roads					
UPC NO	117033	SCOPE	Other			
SYSTEM	Interstate	JURISDICTION	Portsmouth		OVERSIGHT	NFO
PROJECT	ERC I-264 Noise Barriers				ADMIN BY	VDOT
DESCRIPTION	FROM: .3 M East Rte 337 (Portsmouth Blvd) TO: .51 West Rte 141 (Effingham St) (2.3000 MI)					
ROUTE/STREET	0264				TOTAL COST	\$24,413,923
	FUND SOURCE	MATCH	FY24	FY25	FY26	FY27
CN AC	Federal - AC OTHER		\$0	\$1,015,854	\$0	\$0

MPO	Hampton Roads					
UPC NO	17630	SCOPE	Reconstruction w/ Added Capacity			
SYSTEM	Interstate	JURISDICTION	Virginia Beach		OVERSIGHT	FO
PROJECT	#SMART18 - I-264/WITCHDUCK RD INTERCHANGE & RAMP EXTENSION				ADMIN BY	VDOT
DESCRIPTION	FROM: 0.383 MILE EAST OF WBL I-64 TO: 0.472 MILE EAST OF WITCHDUCK RD (2.3000 MI)					
PROGRAM NOTE	All funds obligated based on current allocations/estimate					
ROUTE/STREET	0264				TOTAL COST	\$66,754,249
	FUND SOURCE	MATCH	FY24	FY25	FY26	FY27
			\$0	\$0	\$0	\$0

MPO	Hampton Roads					
UPC NO	121886	SCOPE	Facilities for Pedestrians and Bicycles			
SYSTEM	Interstate	JURISDICTION	Chesapeake		OVERSIGHT	NFO
PROJECT	POINDEXTER SIDEWALKS EXTENSION				ADMIN BY	Locally
DESCRIPTION	FROM: Jordan Bridge/ Truxton Street TO: Bainbridge Boulevard					
ROUTE/STREET	POINDEXTER STREET (0464)				TOTAL COST	\$2,400,000
	FUND SOURCE	MATCH	FY24	FY25	FY26	FY27
PE	Federal - DEMO	\$590,000	\$2,360,000	\$0	\$0	\$0
RW	Federal - DEMO	\$2,000	\$0	\$8,000	\$0	\$0
CN	Federal - DEMO	\$419,000	\$0	\$0	\$1,676,000	\$0

MPO	Hampton Roads					
UPC NO	104000	SCOPE	New Construction Roadway			
SYSTEM	Interstate	JURISDICTION	Norfolk		OVERSIGHT	FO
PROJECT	I-564 Intermodal Connector				ADMIN BY	Other
DESCRIPTION	FROM: I-564 TO: Norfolk Naval Base / Norfolk International Terminals (1.6000 MI)					
PROGRAM NOTE	All funds obligated based on current allocations/estimate. Child project of UPC 18968					
ROUTE/STREET	I-564 (0564)				TOTAL COST	\$164,441,946
	FUND SOURCE	MATCH	FY24	FY25	FY26	FY27
			\$0	\$0	\$0	\$0

MPO	Hampton Roads					
UPC NO	111427	SCOPE	Reconstruction w/ Added Capacity			
SYSTEM	Interstate	JURISDICTION	Chesapeake		OVERSIGHT	NFO
PROJECT	Bowers Hill Interchange				ADMIN BY	VDOT
DESCRIPTION	FROM: I64I264 TO: I664					
ROUTE/STREET	I-664 (0664)				TOTAL COST	\$7,904,630
	FUND SOURCE	MATCH	FY24	FY25	FY26	FY27
PE	Other		\$3,904,630		\$0	\$0

MPO	Hampton Roads					
UPC NO	105388	SCOPE	Safety			
SYSTEM	Interstate	JURISDICTION	Multi-jurisdictional: Hampton Roads MPO		OVERSIGHT	NFO
PROJECT	I-664 CORR CONGEST IMPROV COMM UPGRADES MMMBT TUNNEL				ADMIN BY	VDOT
DESCRIPTION	FROM: College Drive TO: 21st Street (6.5000 MI)					
ROUTE/STREET	I-664 (0664)				TOTAL COST	\$620,448
	FUND SOURCE	MATCH	FY24	FY25	FY26	FY27
			\$0	\$0	\$0	\$0

MPO	Hampton Roads					
UPC NO	T24778	SCOPE	Other			
SYSTEM	Interstate	JURISDICTION	Multi-jurisdictional: Hampton Roads MPO		OVERSIGHT	NFO
PROJECT	HREL Toll Integration - Systems Integrator - HRTAC				ADMIN BY	VDOT
DESCRIPTION						
ROUTE/STREET	I64 (9999)				TOTAL COST	\$39,156,351
	FUND SOURCE	MATCH	FY24	FY25	FY26	FY27
PE	Other		\$0	\$5,873,452	\$0	\$0
CN	Other		\$0	\$33,282,898	\$0	\$0

MPO	Hampton Roads					
UPC NO	18968	SCOPE	New Construction Roadway			
SYSTEM	Interstate	JURISDICTION	Norfolk		OVERSIGHT	FO
PROJECT	R000 - I-564 INTERMODAL CONNECTOR				ADMIN BY	VDOT
DESCRIPTION	FROM: I-564 TO: NORFOLK NAVAL BASE/N.I.T. (1.6000 MI)					
ROUTE/STREET	R000				TOTAL COST	\$36,960,347
	FUND SOURCE	MATCH	FY24	FY25	FY26	FY27
			\$0	\$0	\$0	\$0

### Hampton Roads District Primary Projects

MPO	Hampton Roads					
UPC NO	119216	SCOPE	Reconstruction w/o Added Capacity			
SYSTEM	Primary	JURISDICTION	Isle of Wight County		OVERSIGHT	NFO
PROJECT	#SMART22 RT 10 (BENNS CHURCH BLVD) AT RT 644 (TURNER DR)				ADMIN BY	VDOT
DESCRIPTION	FROM: Rte 644 (Turner Dr) TO: 0.076 i. East of Rte 644 (Turner Dr) (0.0760 MI)					
ROUTE/STREET	BENNS CHURCH BLVD (0010)				TOTAL COST	\$972,244
	FUND SOURCE	MATCH	FY24	FY25	FY26	FY27
PE AC	Federal - AC OTHER	\$0	\$0	\$141,680	\$0	\$0

MPO	Hampton Roads					
UPC NO	120648	SCOPE	Reconstruction w/ Added Capacity			
SYSTEM	Primary	JURISDICTION	Suffolk		OVERSIGHT	NFO
PROJECT	ROUTE 10/32 DIVERGING DIAMOND INTERCHANGE				ADMIN BY	Locally
DESCRIPTION	FROM: Route 10/32 TO: Route 10/32 (0.5000 MI)					
ROUTE/STREET	ROUTE 10/32 (0010)				TOTAL COST	\$16,401,046
	FUND SOURCE	MATCH	FY24	FY25	FY26	FY27
PE AC	Federal - AC OTHER	\$0	\$1,698,001	\$0	\$0	\$0
RW AC	Federal - AC OTHER	\$0	\$541,081	\$0	\$0	\$0
CN AC	Federal - AC OTHER	\$0	\$0	\$14,161,964	\$0	\$0

MPO	NonMPO					
UPC NO	115510	SCOPE	Safety and Education of Pedestrians /Bicyclists			
SYSTEM	Primary	JURISDICTION	Northampton County		OVERSIGHT	NFO
PROJECT	#SMART20 Bicycle Lane on US Business 13				ADMIN BY	VDOT
DESCRIPTION	FROM: Rt. T-1306 (Wilson Road) TO: US 13 Bypass (1.0200 MI)					
ROUTE/STREET	US BUSINESS 13 (0013)				TOTAL COST	\$2,360,061
	FUND SOURCE	MATCH	FY24	FY25	FY26	FY27
PE	Federal - STP/STBG	\$0	\$240,445	\$0	\$0	\$0
RW	Federal - STP/STBG	\$0	\$0	\$0	\$0	\$430,500

MPO	NonMPO					
UPC NO	115529	SCOPE	Other			
SYSTEM	Primary	JURISDICTION	Northampton County		OVERSIGHT	NFO
PROJECT	#SMART20 Median crossover to Rte 13				ADMIN BY	VDOT
DESCRIPTION	FROM: 0.06 Miles North of Capeville Drive TO: 0.03 Miles North of Arlington Road (1.0000 MI)					
ROUTE/STREET	ROUTE 13 (0013)				TOTAL COST	\$1,120,000
	FUND SOURCE	MATCH	FY24	FY25	FY26	FY27
PE	Federal - NHS/NHPP	\$0	\$200,000	\$0	\$0	\$0
PE AC	Federal - AC OTHER	\$0	\$75,000	\$0	\$0	\$0
CN AC	Federal - AC OTHER	\$0	\$0	\$0	\$845,000	\$0

MPO	Hampton Roads					
UPC NO	109382	SCOPE	Bridge Rehab w/ Added Capacity			
SYSTEM	Primary	JURISDICTION	Chesapeake		OVERSIGHT	NFO
PROJECT	#HB2.FY17 Deep Creek Bridge Replacement				ADMIN BY	Locally
DESCRIPTION	FROM: George Washington Highway TO: Moses Grandy Trail (0.7900 MI)					
ROUTE/STREET	DOMINION BOULEVARD (0017)				TOTAL COST	\$62,267,013
	FUND SOURCE	MATCH	FY24	FY25	FY26	FY27
RW AC	Federal - AC OTHER		\$0	\$9,840,000	\$0	\$0
CN AC	Federal - AC OTHER		\$0	\$45,883,013	\$0	\$0

MPO	Hampton Roads					
UPC NO	109481	SCOPE	Reconstruction w/ Added Capacity			
SYSTEM	Primary	JURISDICTION	Isle of Wight County		OVERSIGHT	NFO
PROJECT	#HB2.FY17 RTE 17 AT US RTE 258 INT CAPACITY IMPROVEMENTS				ADMIN BY	VDOT
DESCRIPTION	FROM: 0.185 Miles South US 258 TO: 0.106 Miles North US 258 (0.2910 MI)					
ROUTE/STREET	RTE 17 AT 258 (0017)				TOTAL COST	\$5,318,937
	FUND SOURCE	MATCH	FY24	FY25	FY26	FY27
PE	Federal - NHPP/E		\$190	\$0	\$0	\$0
RW	Federal - NHPP/E		\$0	(\$190)	\$0	\$0

MPO	Hampton Roads					
UPC NO	120649	SCOPE	Reconstruction w/ Added Capacity			
SYSTEM	Primary	JURISDICTION	Suffolk		OVERSIGHT	NFO
PROJECT	ROUTE 17 (BRIDGE ROAD) ROADWAY WIDENING				ADMIN BY	Locally
DESCRIPTION	FROM: Windward Lane TO: Harbour View Blvd. (1.0000 MI)					
ROUTE/STREET	ROUTE 17 (0017)				TOTAL COST	\$12,796,731
	FUND SOURCE	MATCH	FY24	FY25	FY26	FY27
PE AC	Federal - AC OTHER		\$0	\$1,505,499	\$0	\$0
RW AC	Federal - AC OTHER		\$0	\$3,763,744	\$0	\$0
CN AC	Federal - AC OTHER		\$0	\$0	\$7,527,488	\$0

MPO	Hampton Roads					
UPC NO	111787	SCOPE	Reconstruction w/ Added Capacity			
SYSTEM	Primary	JURISDICTION	York County		OVERSIGHT	NFO
PROJECT	#SMART18 - Route 17 Widening between Rte 630 and Rte 173				ADMIN BY	VDOT
DESCRIPTION	FROM: 0.154 mi. S. Int. Grafton Dr. TO: 0.266 mi. S. Int. Old York-Hampton Hwy (Route 634) (0.7130 MI)					
ROUTE/STREET	GEORGE WASHINGTON MEMORIAL HIGHWAY (0017)				TOTAL COST	\$23,249,807
	FUND SOURCE	MATCH	FY24	FY25	FY26	FY27
PE	Federal - NHS/NHPP		\$0	\$214,976	\$0	\$0
RW	Federal - AC CONVERSION	\$510,000		\$0	\$0	\$1,200,000
	Federal - NHPP/E		\$0	\$2,098,117	\$0	\$0
	Federal - NHS/NHPP		\$0	\$1,705,464	\$0	\$0
RW TOTAL		\$510,000	\$3,803,581	\$0	\$1,200,000	\$840,000
RW AC	Federal - AC	\$510,000	\$2,040,000	\$0	\$0	\$0
	Federal - AC OTHER		\$0	\$2,442,581	\$0	\$0
RW AC		\$510,000	\$4,482,581	\$0	\$0	\$0
CN AC	Federal - AC OTHER		\$0	\$0	\$0	\$12,714,114

MPO	NonMPO					
UPC NO	111342	SCOPE	Bridge Replacement w/o Added Capacity			
SYSTEM	Primary	JURISDICTION	Surry County		OVERSIGHT	NFO
PROJECT	#SGR18VB - RT 40 over Otterdam Swamp (Fed 18185) REPLACE				ADMIN BY	VDOT
DESCRIPTION	FROM: 0.178 Miles W. of Rte. 601 (Hickory Hill Road) TO: 0.004 Miles W. of Rte. 601 (Hickory Hill Road) (0.1090 MI)					
ROUTE/STREET	MARTIN LUTHER KING HIGHWAY (0040)				TOTAL COST	\$4,115,612
	FUND SOURCE	MATCH	FY24	FY25	FY26	FY27
CN	Federal - NHS/NHPP	\$0	\$115,151	\$0	\$0	\$0
CN AC	Federal - AC OTHER	\$0	\$4,000,461	\$0	\$0	\$0

MPO	Hampton Roads					
UPC NO	76642	SCOPE	Preliminary Engineering			
SYSTEM	Primary	JURISDICTION	Hampton Roads District-wide		OVERSIGHT	NFO
PROJECT	RTE 58 - PPTA PROJECT DEV. & MGMT. OVERSIGHT (DT/MT/MLK)				ADMIN BY	VDOT
DESCRIPTION	MIDTOWN TUNNEL CORRIDOR					
PROGRAM NOTE	All funds obligated based on current allocations/estimate					
ROUTE/STREET	0058				TOTAL COST	\$49,951,826
	FUND SOURCE	MATCH	FY24	FY25	FY26	FY27
		\$0	\$0	\$0	\$0	\$0

MPO	Hampton Roads					
UPC NO	103036	SCOPE	Bridge, New Construction			
SYSTEM	Primary	JURISDICTION	Hampton Roads District-wide		OVERSIGHT	FO
PROJECT	DT/MT/MLK Primary Debt Service				ADMIN BY	VDOT
DESCRIPTION	FROM: Downtown and Midtown Tunnels; extension of MLK to I-264 TO: Downtown and Midtown Tunnels; extension of MLK to I-264 (3.9000 MI)					
ROUTE/STREET	0058				TOTAL COST	\$560,164,639
	FUND SOURCE	MATCH	FY24	FY25	FY26	FY27
PE	Federal - AC CONVERSION	\$0	\$0	\$36,741,485	\$36,741,356	\$36,740,024
	Federal - NHS/NHPP	\$0	\$36,738,006	\$0	\$0	\$0
PE TOTAL		\$0	\$36,738,006	\$36,741,485	\$36,741,356	\$36,740,024
PE AC	Federal - AC	\$0	\$0	\$118,421,868	\$0	\$0

MPO	NonMPO					
UPC NO	119213	SCOPE	Reconstruction w/o Added Capacity			
SYSTEM	Primary	JURISDICTION	Southampton County		OVERSIGHT	NFO
PROJECT	#SMART22 NEW MARKET ROAD TURN LANE IMPROVMENTS				ADMIN BY	VDOT
DESCRIPTION						
ROUTE/STREET	SOUTHAMPTON PARKWAY (0058)				TOTAL COST	\$1,151,163
	FUND SOURCE	MATCH	FY24	FY25	FY26	FY27
PE AC	Federal - AC OTHER		\$0	\$411,965	\$0	\$0
RW	Federal - NHPP/E		\$0	\$0	\$228,231	\$0
	Federal - STP/STBG		\$0	\$0	\$50,000	\$0
RW TOTAL			\$0	\$0	\$278,231	\$0
RW AC	Federal - AC OTHER		\$0	\$0	\$22,563	\$0
CN AC	Federal - AC OTHER		\$0	\$0	\$0	\$438,404

MPO	NonMPO					
UPC NO	119218	SCOPE	Reconstruction w/o Added Capacity			
SYSTEM	Primary	JURISDICTION	Southampton County		OVERSIGHT	NFO
PROJECT	#SMART22 CAMP PARKWAY CGT				ADMIN BY	VDOT
DESCRIPTION	FROM: 0.082 Mile West of Camp Parkway TO: 0.148 Mile East of Camp Parkway (0.2300 MI)					
ROUTE/STREET	SOUTHAMPTON PARKWAY (0058)				TOTAL COST	\$2,349,105
	FUND SOURCE	MATCH	FY24	FY25	FY26	FY27
PE	Federal - STP/STBG		\$0	\$0	\$752,283	\$0

MPO	NonMPO					
UPC NO	119282	SCOPE	Reconstruction w/ Added Capacity			
SYSTEM	Primary	JURISDICTION	Southampton County		OVERSIGHT	
PROJECT	#SMART22 SOUTHAMPTON HIGH SCHOOL US 58 CROSSOVER				ADMIN BY	VDOT
DESCRIPTION	FROM: Meherrin Road Interchange TO: 1.05 Miles W. of Meherrin Road Interchange					
ROUTE/STREET	0058				TOTAL COST	\$3,644,419
	FUND SOURCE	MATCH	FY24	FY25	FY26	FY27
PE	Federal - STP/STBG		\$0	\$823,929	\$0	\$0
RW	Federal - NHS/NHPP		\$0	\$0	\$0	\$77,476
CN	Federal - NHS/NHPP		\$0	\$0	\$0	\$2,400,000
	Federal - STP/STBG		\$0	\$0	\$0	\$98,595
CN TOTAL			\$0	\$0	\$0	\$2,498,595
CN AC	Federal - AC OTHER		\$0	\$0	\$0	\$244,419

MPO	Hampton Roads					
UPC NO	118375	SCOPE	Safety			
SYSTEM	Primary	JURISDICTION	Suffolk	OVERSIGHT	NFO	
PROJECT	SPSA Interchange Improvement			ADMIN BY	VDOT	
DESCRIPTION	FROM: 0.429 Miles East of US 13/58/460 TO: 2.536 Miles West of Suffolk City Limits (1.1180 MI)					
ROUTE/STREET	000 (0058)			TOTAL COST	\$40,194,275	
	FUND SOURCE	MATCH	FY24	FY25	FY26	FY27
PE AC	Federal - AC OTHER		\$0	\$6,720,000	\$0	\$0
RW AC	Federal - AC OTHER		\$0	\$3,697,500	\$0	\$0
CN AC	Federal - AC OTHER		\$0	\$29,776,775	\$0	\$0

MPO	Hampton Roads					
UPC NO	105404	SCOPE	Safety			
SYSTEM	Primary	JURISDICTION	Hampton Roads District-wide	OVERSIGHT	NFO	
PROJECT	164 Corr Tech Adv-60, 143, 199 Signal Comm Cam - NN to Nw Kn			ADMIN BY	VDOT	
DESCRIPTION						
ROUTE/STREET	VARIOUS (0060)			TOTAL COST	\$277,435	
	FUND SOURCE	MATCH	FY24	FY25	FY26	FY27
			\$0	\$0	\$0	\$0

MPO	Hampton Roads					
UPC NO	17633	SCOPE	Facilities for Pedestrians and Bicycles			
SYSTEM	Primary	JURISDICTION	James City County	OVERSIGHT	NFO	
PROJECT	Sidewalk and Bikeway on Rte 60 from Croaker to Old Church Rd			ADMIN BY	VDOT	
DESCRIPTION	FROM: Richmond Rd and Croaker Rd TO: Richmond Rd and Old Church Road (0.3300 MI)					
ROUTE/STREET	RICHMOND ROAD (0060)			TOTAL COST	\$3,767,028	
	FUND SOURCE	MATCH	FY24	FY25	FY26	FY27
CN	Federal - CMAQ	\$3,787	\$15,147	\$0	\$0	\$0
CN AC	Federal - AC OTHER	\$0	\$2,054	\$0	\$0	\$0

MPO	Hampton Roads					
UPC NO	100200	SCOPE	New Construction Roadway			
SYSTEM	Primary	JURISDICTION	James City County	OVERSIGHT	NFO	
PROJECT	#SMART18 - SKIFFES CREEK CONNECTOR			ADMIN BY	VDOT	
DESCRIPTION	FROM: Route 60 TO: Route 143					
PROGRAM NOTE	All funds obligated based on current allocations/estimate					
ROUTE/STREET	SKIFFES CREEK CONNECTOR (0060)			TOTAL COST	\$40,641,836	
	FUND SOURCE	MATCH	FY24	FY25	FY26	FY27
			\$0	\$0	\$0	\$0



MPO	Hampton Roads					
UPC NO	102980	SCOPE	Facilities for Pedestrians and Bicycles			
SYSTEM	Primary	JURISDICTION	James City County		OVERSIGHT	NFO
PROJECT	Pocahontas Trail Reconstruction				ADMIN BY	VDOT
DESCRIPTION	FROM: James City County Fire Station #2 (8429 Pocahontas Trail) TO: James City County Elementary School (8901 Pocahontas Trail) (1.8000 MI)					
ROUTE/STREET	POCAHONTAS TRAIL (0060)				TOTAL COST	\$50,197,157
	FUND SOURCE	MATCH	FY24	FY25	FY26	FY27
RW	Federal - AC CONVERSION	\$245,639	\$0	\$0	\$982,557	\$0
	Federal - CMAQ	\$2,828,228	\$0	\$11,312,911	\$0	\$0
	Federal - HIP/F	\$654,894	\$0	\$2,619,574	\$0	\$0
	Federal - RSTP	\$1,186,698	\$0	\$4,746,791	\$0	\$0
RW TOTAL		\$4,915,458	\$0	\$18,679,276	\$982,557	\$0
RW AC	Federal - AC	\$245,639	\$0	\$982,557	\$0	\$0

MPO	Hampton Roads					
UPC NO	115559	SCOPE	Restoration and Rehabilitation			
SYSTEM	Primary	JURISDICTION	Newport News		OVERSIGHT	NFO
PROJECT	Denbigh Fringe Park & Ride Improvements				ADMIN BY	VDOT
DESCRIPTION	FROM: Entrance into Parking Lot TO: End of Parking Lot					
ROUTE/STREET	WARWICK BOULEVARD (0060)				TOTAL COST	\$200,365
	FUND SOURCE	MATCH	FY24	FY25	FY26	FY27
PE	Federal - CMAQ	\$3,939	\$15,756	\$0	\$0	\$0
CN	Federal - CMAQ	\$36,134	\$144,536	\$0	\$0	\$0

MPO	Hampton Roads					
UPC NO	97737	SCOPE	Bridge Replacement w/o Added Capacity			
SYSTEM	Primary	JURISDICTION	Virginia Beach		OVERSIGHT	FO
PROJECT	Lesner Bridge Replacement Project, VA Beach				ADMIN BY	Locally
DESCRIPTION	FROM: E Stratford Rd TO: Vista Circle (0.5900 MI)					
ROUTE/STREET	SHORE DRIVE (0060)				TOTAL COST	\$98,400,461
	FUND SOURCE	MATCH	FY24	FY25	FY26	FY27
		\$0	\$0	\$0	\$0	\$0

MPO	Hampton Roads					
UPC NO	93077	SCOPE	Bridge Replacement w/o Added Capacity			
SYSTEM	Primary	JURISDICTION	Newport News		OVERSIGHT	NFO
PROJECT	#SGR17VB - Replace Denbigh Blvd BR over I-64 and CSX RR				ADMIN BY	VDOT
DESCRIPTION	FROM: 0.438 Mile West of Richneck Road TO: 0.083 Mile East of Richneck Road (0.5210 MI)					
ROUTE/STREET	DENBIGH BOULEVARD (0064)				TOTAL COST	\$34,848,245
	FUND SOURCE	MATCH	FY24	FY25	FY26	FY27
PE AC	Federal - AC OTHER	\$0	\$1,015	\$0	\$0	\$0
RW AC	Federal - AC OTHER	\$0	\$137,330	\$0	\$0	\$0
CN AC	Federal - AC OTHER	\$0	\$1,067,555	\$0	\$0	\$0

MPO	Hampton Roads					
UPC NO	111791	SCOPE	Reconstruction w/ Added Capacity			
SYSTEM	Primary	JURISDICTION	York County		OVERSIGHT	NFO
PROJECT	#SMART18 - Route 171 Widening between Route 17 and Route 134				ADMIN BY	VDOT
DESCRIPTION	FROM: 0.009 Miles East of Route 17 (George Washington Hwy) TO: 0.016 Miles West of Route 134 (Hampton Hwy) (0.3400 MI)					
ROUTE/STREET	VICTORY BOULEVARD (0171)				TOTAL COST	\$4,587,811
	FUND SOURCE	MATCH	FY24	FY25	FY26	FY27
RW	Federal - STP/STBG	\$0	\$675,411	\$0	\$0	\$0
CN	Federal - STP/STBG	\$0	\$403,212	\$0	\$0	\$0
CN AC	Federal - AC OTHER	\$0	\$2,667,053	\$0	\$0	\$0

MPO	Hampton Roads					
UPC NO	113633	SCOPE	Safety			
SYSTEM	Primary	JURISDICTION	York County		OVERSIGHT	NFO
PROJECT	Route 171 (Victory Blvd.) Right Turn Lane Extension				ADMIN BY	VDOT
DESCRIPTION	FROM: 0.04 Miles W. Int. with Kiln Creek Parkway TO: 0.18 Miles W. of Int. with Kiln Creek Parkway (0.1790 MI)					
ROUTE/STREET	VICTORY BOULEVARD (0171)				TOTAL COST	\$454,936
	FUND SOURCE	MATCH	FY24	FY25	FY26	FY27
PE	Federal - HSIP	\$0	\$22,335	\$0	\$0	\$0
CN	Federal - HSIP	\$0	\$364,936	\$0	\$0	\$0

MPO	NonMPO					
UPC NO	119283	SCOPE	Reconstruction w/o Added Capacity			
SYSTEM	Primary	JURISDICTION	Accomack County		OVERSIGHT	NFO
PROJECT	#SMART22 ROUTE 179-MARKET STREET ROAD				ADMIN BY	VDOT
DESCRIPTION	FROM: Intersection of Rte. 718 (Hill Street) TO: Intersection of Shore Parkway					
ROUTE/STREET	MARKET STREET (0179)				TOTAL COST	\$1,728,540
	FUND SOURCE	MATCH	FY24	FY25	FY26	FY27
		\$0	\$0	\$0	\$0	\$0

MPO	Hampton Roads					
UPC NO	102951	SCOPE	Facilities for Pedestrians and Bicycles			
SYSTEM	Primary	JURISDICTION	Isle of Wight County		OVERSIGHT	NFO
PROJECT	Main Street Pedestrian Improvements				ADMIN BY	Locally
DESCRIPTION	FROM: Route 10 TO: Route 10 (Intersection)					
ROUTE/STREET	MAIN STREET (0258)				TOTAL COST	\$1,492,341
	FUND SOURCE	MATCH	FY24	FY25	FY26	FY27
PE	Federal - CMAQ	\$3,036	\$12,145	\$0	\$0	\$0
RW	Federal - CMAQ	\$1,000	\$4,000	\$0	\$0	\$0
CN	Federal - CMAQ	\$155,228	\$620,910	\$0	\$0	\$0
	Federal - STP/STBG	\$0	\$19,689	\$0	\$0	\$0
CN TOTAL		\$155,228	\$640,599	\$0	\$0	\$0
CN AC	Federal - AC OTHER	\$0	\$541,333	\$0	\$0	\$0

MPO	Hampton Roads					
UPC NO	120650	SCOPE	Reconstruction w/ Added Capacity			
SYSTEM	Primary	JURISDICTION	Isle of Wight County		OVERSIGHT	NFO
PROJECT	MAIN STREET (U.S. RTE 258) AT RTE 10 BYPASS				ADMIN BY	Locally
DESCRIPTION	FROM: Main Street TO: Route 10					
ROUTE/STREET	MAIN STREET (0258)				TOTAL COST	\$8,451,458
	FUND SOURCE	MATCH	FY24	FY25	FY26	FY27
PE AC	Federal - AC OTHER		\$0	\$944,115	\$0	\$0
RW AC	Federal - AC OTHER		\$0	\$720,598	\$0	\$0
CN AC	Federal - AC OTHER		\$0	\$0	\$0	\$6,786,745

MPO	Hampton Roads					
UPC NO	118380	SCOPE	Safety			
SYSTEM	Primary	JURISDICTION	Multi-jurisdictional: Hampton Roads MPO		OVERSIGHT	NFO
PROJECT	Safety Improvements on Route 258				ADMIN BY	VDOT
DESCRIPTION	FROM: Eastbound Rte. 58 Ramp TO: Amber Street (0.5500 MI)					
ROUTE/STREET	SOUTH STREET (0258)				TOTAL COST	\$1,706,906
	FUND SOURCE	MATCH	FY24	FY25	FY26	FY27
CN	Federal - RSTP	\$276,381	\$1,105,525	\$0	\$0	\$0

MPO	Multiple MPOs					
UPC NO	103754	SCOPE				
SYSTEM	Primary	JURISDICTION	Statewide		OVERSIGHT	FO
PROJECT	Route 460 PPTA Debt Service				ADMIN BY	VDOT
DESCRIPTION	FROM: Intersection with Route 58, City of Suffolk TO: Intersection with I-295, Prince George County (55.0000 MI)					
ROUTE/STREET	0460				TOTAL COST	\$148,622,688
	FUND SOURCE	MATCH	FY24	FY25	FY26	FY27
PE	Federal - AC CONVERSION	\$0	\$0	\$7,864,709	\$7,863,525	\$7,863,845
	Federal - NHS/NHPP	\$0	\$7,864,630	\$0	\$0	\$0
PE TOTAL		\$0	\$7,864,630	\$7,864,709	\$7,863,525	\$7,863,845
PE AC	Federal - AC	\$0	\$31,454,523	\$0	\$0	\$0

MPO	Hampton Roads					
UPC NO	119376	SCOPE	Reconstruction w/o Added Capacity			
SYSTEM	Primary	JURISDICTION	James City County		OVERSIGHT	NFO
PROJECT	#SMART22 AIRPORT, MOORETOWN, AND RICHMOND RD IMPROVEMENTS				ADMIN BY	VDOT
DESCRIPTION	FROM: Intersection of Richmond Road (Rte 60) TO: Intersection of Mooretown Road (Rte 603) (0.1400 MI)					
ROUTE/STREET	AIRPORT ROAD (0645)				TOTAL COST	\$12,569,213
	FUND SOURCE	MATCH	FY24	FY25	FY26	FY27
PE	Other	\$0	\$0	\$1,221,396	\$0	\$0

MPO	Hampton Roads					
UPC NO	111237	SCOPE	Safety			
SYSTEM	Primary	JURISDICTION	James City County		OVERSIGHT	FO
PROJECT	JAMES CITY COUNTY TRANSPORTATION MASTER PLAN				ADMIN BY	Locally
DESCRIPTION	FROM: VARIOUS TO: VARIOUS					
ROUTE/STREET	VARIOUS LOCATIONS THROUGHT THE COUNTY (9999)				TOTAL COST	\$500,000
	FUND SOURCE	MATCH	FY24	FY25	FY26	FY27
PE	Federal - RSTP	\$10,000	\$40,000	\$0	\$0	\$0

MPO	Hampton Roads					
UPC NO	117776	SCOPE	Other			
SYSTEM	Primary	JURISDICTION	Virginia Beach		OVERSIGHT	NFO
PROJECT	VDOT OVERSIGHT - ENTRANCE ACCESS TO CAMP PENDLETON				ADMIN BY	Other
DESCRIPTION	FROM: General Booth Blvd TO: Headquarters Road					
ROUTE/STREET	CAMP PENDLETON (9999)				TOTAL COST	\$10,000
	FUND SOURCE	MATCH	FY24	FY25	FY26	FY27
		\$0	\$0	\$0	\$0	\$0

MPO	Hampton Roads					
UPC NO	50651	SCOPE	Preliminary Engineering			
SYSTEM	Primary	JURISDICTION	Hampton Roads District-wide		OVERSIGHT	FO
PROJECT	HOV MARKETING & ANALYSIS - REGIONWIDE				ADMIN BY	VDOT
DESCRIPTION	HOV MARKETING & ANALYSIS					
PROGRAM NOTE	All funds obligated based on current allocations/estimate					
ROUTE/STREET	HOVM				TOTAL COST	\$7,550,700
	FUND SOURCE	MATCH	FY24	FY25	FY26	FY27
		\$0	\$0	\$0	\$0	\$0

### Hampton Roads District Secondary Projects

MPO	NonMPO					
UPC NO	84027	SCOPE	Resurfacing			
SYSTEM	Secondary	JURISDICTION	Greensville County		OVERSIGHT	NFO
PROJECT	Rte 633 Reconstruction				ADMIN BY	VDOT
DESCRIPTION	FROM: 0.7 Miles North of Intersection Route 627 TO: 1.2 Miles North of Intersection Route 627 (0.5390 MI)					
ROUTE/STREET	INDEPENDENCE CHURCH ROAD (0633)				TOTAL COST	\$987,694
	FUND SOURCE	MATCH	FY24	FY25	FY26	FY27
PE	Federal - STP/R	(\$30,000)	(\$120,000)		\$0	\$0
CN	Federal - STP/STBG	\$45,793	\$183,173		\$0	\$0
CN AC	Federal - AC OTHER	\$0	\$158,509		\$0	\$0

MPO	Hampton Roads					
UPC NO	109314	SCOPE	New Construction Roadway			
SYSTEM	Secondary	JURISDICTION	Isle of Wight County		OVERSIGHT	NFO
PROJECT	#HB2.FY17 NIKE PARK RD EXTENSION FROM REYNOLDS DR TO RTE 17				ADMIN BY	VDOT
DESCRIPTION	FROM: 0.052 MLES NORTH OF ROUTE 665 TO: 0.0018 MLES WEST OF ROUTE 17 (0.9320 MI)					
ROUTE/STREET	NIKE PARK (0669)				TOTAL COST	\$16,302,392
	FUND SOURCE	MATCH	FY24	FY25	FY26	FY27
RW	Federal - STP/STBG	\$0	\$2,587,321	\$0	\$0	\$0
CN AC	Federal - AC OTHER	\$0	\$0	\$10,749,078	\$0	\$0

MPO	Hampton Roads					
UPC NO	103021	SCOPE	Traffic Management/Engineering			
SYSTEM	Secondary	JURISDICTION	Isle of Wight County		OVERSIGHT	NFO
PROJECT	Turner Drive Intersection Improvements at Benns Church Blvd				ADMIN BY	Locally
DESCRIPTION	FROM: Benns Church (Route 10/32) TO: Benns Church (Intersection) (0.0800 MI)					
ROUTE/STREET	TURNER DRIVE (0644)				TOTAL COST	\$554,394
	FUND SOURCE	MATCH	FY24	FY25	FY26	FY27
		\$0	\$0	\$0	\$0	\$0

MPO	Hampton Roads					
UPC NO	102944	SCOPE	Traffic Management/Engineering			
SYSTEM	Secondary	JURISDICTION	James City County		OVERSIGHT	NFO
PROJECT	Centerville Road Intersection Improvements at News Road				ADMIN BY	VDOT
DESCRIPTION	FROM: 0.086 mi South of News Rd Intersection TO: 0.172 mi North of News Rd Intersection (0.2580 MI)					
PROGRAM NOTE	Waiting Financial Closure					
ROUTE/STREET	CENTERVILLE ROAD (0614)				TOTAL COST	\$3,255,073
	FUND SOURCE	MATCH	FY24	FY25	FY26	FY27
CN	Federal - STP/STBG	(\$68,985)	(\$275,940)	\$0	\$0	\$0

MPO	Hampton Roads					
UPC NO	100920	SCOPE	Reconstruction w/ Added Capacity			
SYSTEM	Secondary	JURISDICTION	James City County	OVERSIGHT	NFO	
PROJECT	Croaker Road - Four Lane Widening From Library to Rte 60			ADMIN BY	VDOT	
DESCRIPTION	FROM: 0.512 Miles South of Rose Lane TO: 0.233 Miles North of Rose Lane (0.7450 MI)					
ROUTE/STREET	CROAKER ROAD (0607)			TOTAL COST	\$27,202,519	
	FUND SOURCE	MATCH	FY24	FY25	FY26	FY27
PE	Federal - RSTP	\$77,780	\$311,120	\$0	\$0	\$0
RW	Federal - RSTP	\$175,775	\$703,099	\$0	\$0	\$0

MPO	Hampton Roads					
UPC NO	100921	SCOPE	Reconstruction w/ Added Capacity			
SYSTEM	Secondary	JURISDICTION	James City County	OVERSIGHT	NFO	
PROJECT	#HB2.FY17 Longhill Rd Widening			ADMIN BY	VDOT	
DESCRIPTION	FROM: 0.205 Mi. N. Int. Rte. 658 Olde Towne Road TO: 0.105 Mi. S. of Williamsburg West Drive (0.7080 MI)					
PROGRAM NOTE	All funds obligated based on current allocations/estimate					
ROUTE/STREET	LONGHILL RD. (RTE. 612) (0612)			TOTAL COST	\$19,770,859	
	FUND SOURCE	MATCH	FY24	FY25	FY26	FY27
		\$0	\$0	\$0	\$0	\$0

MPO	Hampton Roads					
UPC NO	16314	SCOPE	Reconstruction w/o Added Capacity			
SYSTEM	Secondary	JURISDICTION	York County	OVERSIGHT	NFO	
PROJECT	Penniman Rd/Government Rd/ROADWAY IMPROVEMENTS			ADMIN BY	VDOT	
DESCRIPTION	FROM: 0.010 Mi. West of Int. Rte. 723 (Fillmore Dr) TO: 0.045 Mi. East of Int. Rte. 705 (Alexander Lee Pkwy) (0.3080 MI)					
ROUTE/STREET	PENNIMAN ROAD (0641)			TOTAL COST	\$6,233,482	
	FUND SOURCE	MATCH	FY24	FY25	FY26	FY27
PE	Federal - HIP/F	\$0	\$126,237	\$0	\$0	\$0
	Federal - RSTP	\$24,426	\$97,704	\$0	\$0	\$0
PE TOTAL		\$24,426	\$223,941	\$0	\$0	\$0
RW	Federal - BR	\$26,761	\$107,042	\$0	\$0	\$0
CN	Federal - BR	\$29,618	\$118,472	\$0	\$0	\$0
	Federal - HIP/F	\$0	\$24,147	\$0	\$0	\$0
	Federal - STP/STBG	\$68,460	\$273,841	\$0	\$0	\$0
CN TOTAL		\$98,078	\$416,460	\$0	\$0	\$0
CN AC	Federal - AC OTHER	\$0	\$3,363,955	\$0	\$0	\$0

### Hampton Roads District Urban Projects

MPO	Hampton Roads					
UPC NO	119232	SCOPE	Reconstruction w/ Added Capacity			
SYSTEM	Urban	JURISDICTION	Chesapeake		OVERSIGHT	NFO
PROJECT	#SMART22 BATTLEFIELD BLVD CONTINUOUS RTL VOLVO TO WALMART WY				ADMIN BY	Locally
DESCRIPTION	FROM: Coastal Way TO: 270' North of Coastal Way (0.2700 MI)					
ROUTE/STREET	BATTLEFIELD BLVD NB (0168)				TOTAL COST	\$2,836,383
	FUND SOURCE	MATCH	FY24	FY25	FY26	FY27
PE AC	Federal - AC OTHER	\$0	\$0	\$328,378	\$0	\$0

MPO	Hampton Roads					
UPC NO	119409	SCOPE	Traffic Management/Engineering			
SYSTEM	Urban	JURISDICTION	Chesapeake		OVERSIGHT	NFO
PROJECT	CHESAPEAKE SIGNAL TIMING - PHASES 1-4				ADMIN BY	Locally
DESCRIPTION	FROM: Military Highway TO: Kempville Road (0.0200 MI)					
ROUTE/STREET	CITYWIDE LOCATIONS (0000)				TOTAL COST	\$600,000
	FUND SOURCE	MATCH	FY24	FY25	FY26	FY27
PE	Federal - CMAQ	\$60,000	\$0	\$0	\$0	\$240,000
PE AC	Federal - AC OTHER	\$0	\$0	\$0	\$0	\$300,000

MPO	Hampton Roads					
UPC NO	115423	SCOPE	Traffic Management/Engineering			
SYSTEM	Urban	JURISDICTION	Chesapeake		OVERSIGHT	NFO
PROJECT	George Washington Highway Widening				ADMIN BY	Locally
DESCRIPTION	FROM: Yadkin Road TO: Canal Drive (1.5000 MI)					
ROUTE/STREET	GEORGE WASHINGTON HIGHWAY (0017)				TOTAL COST	\$47,822,292
	FUND SOURCE	MATCH	FY24	FY25	FY26	FY27
PE	Federal - AC CONVERSION	\$349,021	\$0	\$1,200,000	\$196,084	\$0
	Federal - HIP/F	\$0	\$1,000,000	\$0	\$0	\$0
	Federal - RSTP	\$200,000	\$800,000	\$0	\$0	\$0
PE TOTAL		\$549,021	\$1,800,000	\$1,200,000	\$196,084	\$0
PE AC	Federal - AC	\$349,021	\$1,396,084	\$0	\$0	\$0
RW	Federal - AC CONVERSION	\$1,241,226	\$0	\$0	\$3,379,230	\$1,585,674
RW AC	Federal - AC	\$1,241,226	\$4,964,904	\$0	\$0	\$0
CN	Federal - AC CONVERSION	\$1,753,582	\$0	\$0	\$0	\$7,014,326
CN AC	Federal - AC	\$1,753,582	\$0	\$7,014,326	\$0	\$0
	Federal - AC OTHER	\$0	\$0	\$29,103,149	\$0	\$0
CN AC		\$1,753,582	\$0	\$36,117,475	\$0	\$0

MPO	Hampton Roads					
UPC NO	119264	SCOPE	Traffic Management/Engineering			
SYSTEM	Urban	JURISDICTION	Chesapeake		OVERSIGHT	NFO
PROJECT	DEEP CREEK ELEMENTARY SCHOOL TRAFFIC SIGNAL IMPROVEMENT				ADMIN BY	Locally
DESCRIPTION	FROM: Forehand Drive/Margaret Booker Drive TO: Forehand Drive/Margaret Booker Drive (0.0100 MI)					
ROUTE/STREET	GEORGE WASHINGTON HWY (U000)				TOTAL COST	\$2,100,000
	FUND SOURCE	MATCH	FY24	FY25	FY26	FY27
PE	Federal - CMAQ	\$30,000	\$0	\$0	\$0	\$120,000

MPO	Hampton Roads					
UPC NO	110753	SCOPE	Safety			
SYSTEM	Urban	JURISDICTION	Chesapeake		OVERSIGHT	NFO
PROJECT	GREAT BRIDGE BLVD. RIGHT TURN LANE				ADMIN BY	Locally
DESCRIPTION	FROM: Battlefield Boulevard TO: Kempsville Road (0.1000 MI)					
ROUTE/STREET	GREAT BRIDGE BOULEVARD (0190)				TOTAL COST	\$1,330,838
	FUND SOURCE	MATCH	FY24	FY25	FY26	FY27
PE AC	Federal - AC OTHER	\$0	\$283,000	\$0	\$0	\$0
RW AC	Federal - AC OTHER	\$0	\$232,500	\$0	\$0	\$0
CN AC	Federal - AC OTHER	\$0	\$815,338	\$0	\$0	\$0

MPO	Hampton Roads					
UPC NO	119219	SCOPE	Facilities for Pedestrians and Bicycles			
SYSTEM	Urban	JURISDICTION	Chesapeake		OVERSIGHT	NFO
PROJECT	#SMART22 WESTERN BRANCH RAILS TO TRAILS PHASE 2				ADMIN BY	Locally
DESCRIPTION	FROM: Chesapeake City Line TO: Taylor Rd.					
ROUTE/STREET	GUM ROAD (0907)				TOTAL COST	\$2,575,728
	FUND SOURCE	MATCH	FY24	FY25	FY26	FY27
PE AC	Federal - AC OTHER	\$0	\$0	\$0	\$464,466	\$0

MPO	Hampton Roads					
UPC NO	119209	SCOPE	Reconstruction w/ Added Capacity			
SYSTEM	Urban	JURISDICTION	Chesapeake		OVERSIGHT	NFO
PROJECT	#SMART22 BATTLEFIELD BLVD & JOHNSON RD INTERSECTION IMPROV				ADMIN BY	Locally
DESCRIPTION	FROM: Battlefield Blvd. TO: Mt. Pleasant Rd. (0.1000 MI)					
ROUTE/STREET	JOHNSTOWN RD/MT. PLEASANT RD (0168)				TOTAL COST	\$3,247,706
	FUND SOURCE	MATCH	FY24	FY25	FY26	FY27
PE AC	Federal - AC OTHER	\$0	\$663,323	\$0	\$0	\$0
RW AC	Federal - AC OTHER	\$0	\$0	\$806,199	\$0	\$0
CN AC	Federal - AC OTHER	\$0	\$0	\$0	\$1,778,184	\$0



MPO	Hampton Roads					
UPC NO	115526	SCOPE	Reconstruction w/o Added Capacity			
SYSTEM	Urban	JURISDICTION	Chesapeake	OVERSIGHT	NFO	
PROJECT	#SMART20 Mt Pleasant Rd/Great Bridge BYP Interchange Imprvmt			ADMIN BY	Locally	
DESCRIPTION	FROM: Mt Pleasant Road TO: Chesapeake Expressway (Rte 168)					
ROUTE/STREET	MT PLEASANT RD/GREAT BRIDGE BYPASS (0168)			TOTAL COST	\$6,000,708	
	FUND SOURCE	MATCH	FY24	FY25	FY26	FY27
PE	Federal - NHS/NHPP		\$0	\$616,500	\$0	\$0
CN	Federal - NHS/NHPP		\$0	\$0	\$5,347,008	\$0
CN AC	Federal - AC OTHER		\$0	\$0	\$37,200	\$0

MPO	Hampton Roads					
UPC NO	107032	SCOPE	Traffic Management/Engineering			
SYSTEM	Urban	JURISDICTION	Chesapeake	OVERSIGHT	NFO	
PROJECT	Chesapeake Signal Timing - Phase 2			ADMIN BY	Locally	
DESCRIPTION	FROM: Various TO: Various					
ROUTE/STREET	VARIOUS (U000)			TOTAL COST	\$173,671	
	FUND SOURCE	MATCH	FY24	FY25	FY26	FY27
PE	Other		\$4,734	\$0	\$0	\$0
PE AC	Federal - AC OTHER		\$18,937	\$0	\$0	\$0

MPO	Hampton Roads					
UPC NO	107033	SCOPE	Traffic Management/Engineering			
SYSTEM	Urban	JURISDICTION	Chesapeake	OVERSIGHT	NFO	
PROJECT	Chesapeake Signal Timing - Phase 3			ADMIN BY	Locally	
DESCRIPTION	FROM: Various TO: Various					
ROUTE/STREET	VARIOUS (U000)			TOTAL COST	\$150,000	
	FUND SOURCE	MATCH	FY24	FY25	FY26	FY27
			\$0	\$0	\$0	\$0

MPO	Hampton Roads					
UPC NO	109418	SCOPE	Traffic Management/Engineering			
SYSTEM	Urban	JURISDICTION	Chesapeake	OVERSIGHT	NFO	
PROJECT	Chesapeake Signal Timing & Incident Management Plans			ADMIN BY	Locally	
DESCRIPTION	FROM: Various TO: Various					
PROGRAM NOTE	All funds obligated based on current allocations/estimate					
ROUTE/STREET	VARIOUS (U000)			TOTAL COST	\$150,000	
	FUND SOURCE	MATCH	FY24	FY25	FY26	FY27
			\$0	\$0	\$0	\$0

MPO	Hampton Roads					
UPC NO	109803	SCOPE	Safety			
SYSTEM	Urban	JURISDICTION	Chesapeake		OVERSIGHT	NFO
PROJECT	Chesapeake Signal Timing - Phase 1B				ADMIN BY	Locally
DESCRIPTION	FROM: Various TO: Various					
ROUTE/STREET	VARIOUS (U000)				TOTAL COST	\$117,057
	FUND SOURCE	MATCH	FY24	FY25	FY26	FY27
PE	Federal - CMAQ	\$514	\$2,057	\$0	\$0	\$0

MPO	Hampton Roads					
UPC NO	110801	SCOPE	Traffic Management/Engineering			
SYSTEM	Urban	JURISDICTION	Chesapeake		OVERSIGHT	NFO
PROJECT	Chesapeake Signal System - Phase 4				ADMIN BY	Locally
DESCRIPTION	FROM: Various TO: Various					
ROUTE/STREET	VARIOUS (U000)				TOTAL COST	\$500,000
	FUND SOURCE	MATCH	FY24	FY25	FY26	FY27
PE	Federal - CMAQ	\$16,000	\$64,000	\$0	\$0	\$0
CN	Federal - CMAQ	\$84,000	\$0	\$336,000	\$0	\$0

MPO	Hampton Roads					
UPC NO	113828	SCOPE	Traffic Management/Engineering			
SYSTEM	Urban	JURISDICTION	Chesapeake		OVERSIGHT	NFO
PROJECT	Traffic Signal System Preemption Upgrade				ADMIN BY	Locally
DESCRIPTION	FROM: Various TO: Various					
ROUTE/STREET	VARIOUS (9999)				TOTAL COST	\$188,397
	FUND SOURCE	MATCH	FY24	FY25	FY26	FY27
PE	Federal - CMAQ	(\$1,302)	(\$5,208)	\$0	\$0	\$0

MPO	Hampton Roads					
UPC NO	115369	SCOPE	Traffic Management/Engineering			
SYSTEM	Urban	JURISDICTION	Chesapeake		OVERSIGHT	NFO
PROJECT	Citywide Traffic Signal System Upgrade				ADMIN BY	Locally
DESCRIPTION	FROM: Various TO: Various					
ROUTE/STREET	VARIOUS (U000)				TOTAL COST	\$875,000
	FUND SOURCE	MATCH	FY24	FY25	FY26	FY27
PE	Federal - CMAQ	\$25,000	\$0	\$100,000	\$0	\$0
CN	Federal - AC CONVERSION	\$35,000	\$0	\$0	\$0	\$140,000
	Federal - CMAQ	\$80,000	\$0	\$0	\$320,000	\$0
CN TOTAL		\$115,000	\$0	\$0	\$320,000	\$140,000
CN	Federal - AC	\$35,000	\$0	\$0	\$140,000	\$0
AC	Federal - AC OTHER	\$0	\$0	\$0	\$175,000	\$0
CN AC		\$35,000	\$0	\$0	\$315,000	\$0

MPO	Hampton Roads					
UPC NO	115520	SCOPE	Traffic Management/Engineering			
SYSTEM	Urban	JURISDICTION	Chesapeake	OVERSIGHT	NFO	
PROJECT	Chesapeake Signal Timing-All Phases			ADMIN BY	Locally	
DESCRIPTION	FROM: Various TO: Various					
ROUTE/STREET	VARIOUS (0000)			TOTAL COST	\$600,000	
	FUND SOURCE	MATCH	FY24	FY25	FY26	FY27
PE	Federal - AC CONVERSION	\$60,000	\$0	\$0	\$120,000	\$120,000
	Federal - CMAQ	\$60,000	\$0	\$240,000	\$0	\$0
PE TOTAL		\$120,000	\$0	\$240,000	\$120,000	\$120,000
PE AC	Federal - AC	\$60,000	\$0	\$240,000	\$0	\$0

MPO	NonMPO					
UPC NO	115507	SCOPE	Safety			
SYSTEM	Urban	JURISDICTION	Greenville County	OVERSIGHT	NFO	
PROJECT	#SMART20 HWY 301S Sidewalk Greenville Project			ADMIN BY	VDOT	
DESCRIPTION	FROM: HWY 301 South TO: Brookridge Apartment Complex (0.1820 MI)					
ROUTE/STREET	HWY 301 (0301)			TOTAL COST	\$576,903	
	FUND SOURCE	MATCH	FY24	FY25	FY26	FY27
		\$0	\$0	\$0	\$0	\$0

MPO	Hampton Roads					
UPC NO	113988	SCOPE	Other			
SYSTEM	Urban	JURISDICTION	Hampton	OVERSIGHT	NFO	
PROJECT	Coliseum Drive Extension - Segment B			ADMIN BY	Locally	
DESCRIPTION	FROM: Butler Farm Road TO: N. Campus Pway & Magruder Blvd					
ROUTE/STREET	COLISEUM DRIVE (9999)			TOTAL COST	\$2,342,501	
	FUND SOURCE	MATCH	FY24	FY25	FY26	FY27
PE	Other		\$214,705	\$0	\$0	\$0
PE AC	Federal - AC OTHER		\$1,396,740	\$0	\$0	\$0

MPO	Hampton Roads					
UPC NO	102866	SCOPE	Facilities for Pedestrians and Bicycles			
SYSTEM	Urban	JURISDICTION	Hampton	OVERSIGHT	NFO	
PROJECT	Cunningham Drive Sidewalk Project			ADMIN BY	Locally	
DESCRIPTION	FROM: Todds Lane TO: Executive Drive (1.6000 MI)					
ROUTE/STREET	CUNNINGHAM DRIVE (0152)			TOTAL COST	\$920,000	
	FUND SOURCE	MATCH	FY24	FY25	FY26	FY27
CN	Federal - CMAQ	\$153,325	\$613,301	\$0	\$0	\$0

MPO	Hampton Roads					
UPC NO	115242	SCOPE	Facilities for Pedestrians and Bicycles			
SYSTEM	Urban	JURISDICTION	Hampton		OVERSIGHT	NFO
PROJECT	#SMART20 Hampton Roads Center Pkwy Bike & Pedestrian Access				ADMIN BY	Locally
DESCRIPTION	FROM: N. Armistead Avenue TO: Coliseum Drive (0.4000 MI)					
ROUTE/STREET	HAMPTON ROADS CENTER PKWY (0000)				TOTAL COST	\$2,163,325
	FUND SOURCE	MATCH	FY24	FY25	FY26	FY27
PE	Federal - NHS/NHPP		\$0	\$445,918	\$0	\$0
RW	Federal - NHS/NHPP		\$0	\$0	\$21,000	\$0
CN	Federal - NHS/NHPP		\$0	\$0	\$0	\$1,450,489
CN AC	Federal - AC OTHER		\$0	\$0	\$0	\$245,918

MPO	Hampton Roads					
UPC NO	109304	SCOPE	Reconstruction w/o Added Capacity			
SYSTEM	Urban	JURISDICTION	Hampton		OVERSIGHT	NFO
PROJECT	#HB2.FY17 Little Back River Road Reconstruction/ Realignment				ADMIN BY	Locally
DESCRIPTION	FROM: N. King Street TO: Valirey Drive (0.8500 MI)					
ROUTE/STREET	LITTLE BACK RIVER ROAD (U000)				TOTAL COST	\$9,270,000
	FUND SOURCE	MATCH	FY24	FY25	FY26	FY27
PE AC	Federal - AC OTHER		\$0	\$124,759	\$0	\$0
RW AC	Federal - AC OTHER		\$0	\$1,435,000	\$0	\$0
CN AC	Federal - AC OTHER		\$0	\$6,160,241	\$0	\$0

MPO	Hampton Roads					
UPC NO	115527	SCOPE	Reconstruction w/ Added Capacity			
SYSTEM	Urban	JURISDICTION	Hampton		OVERSIGHT	NFO
PROJECT	#SMART20 Little Back River Peak Directional & 2Way Left Turn				ADMIN BY	Locally
DESCRIPTION	FROM: Harris Creek Road TO: Clemwood Parkway (1.2000 MI)					
ROUTE/STREET	LITTLE BACK RIVER ROAD (U000)				TOTAL COST	\$8,835,000
	FUND SOURCE	MATCH	FY24	FY25	FY26	FY27
PE	Federal - STP/STBG		\$0	\$0	\$955,000	\$0
RW	Federal - STP/STBG		\$0	\$0	\$0	\$580,000

MPO	Hampton Roads					
UPC NO	119233	SCOPE	Facilities for Pedestrians and Bicycles			
SYSTEM	Urban	JURISDICTION	Hampton		OVERSIGHT	NFO
PROJECT	#SMART22 NORTH CAMPUS PKWY BICYCLE & PED IMPROVEMENTS				ADMIN BY	Locally
DESCRIPTION	FROM: Magruder Blvd TO: Commandar Shepard Blvd (0.7510 MI)					
ROUTE/STREET	N CAMPUS PKWY (9999)				TOTAL COST	\$3,166,096
	FUND SOURCE	MATCH	FY24	FY25	FY26	FY27
PE AC	Federal - AC OTHER		\$0	\$0	\$0	\$480,625

MPO	Hampton Roads					
UPC NO	119212	SCOPE	Facilities for Pedestrians and Bicycles			
SYSTEM	Urban	JURISDICTION	Hampton		OVERSIGHT	NFO
PROJECT	#SMART22 N KING ST CORRIDOR IMPROVEMENTS SEGMENT 5				ADMIN BY	Locally
DESCRIPTION	FROM: Quash Street TO: Old Fox Hill Road (0.7150 MI)					
ROUTE/STREET	N KING STREET (0985)				TOTAL COST	\$5,018,859
	FUND SOURCE	MATCH	FY24	FY25	FY26	FY27
PE AC	Federal - AC OTHER	\$0	\$0	\$0	\$565,765	\$0

MPO	Hampton Roads					
UPC NO	111016	SCOPE	Safety			
SYSTEM	Urban	JURISDICTION	Hampton		OVERSIGHT	NFO
PROJECT	#SMART18 - POWER PLANT PARKWAY SIDEWALKS				ADMIN BY	Locally
DESCRIPTION	FROM: Pine Chapel Road TO: Briarfield Road (0.5000 MI)					
ROUTE/STREET	POWER PLANT PARKWAY (0415)				TOTAL COST	\$753,500
	FUND SOURCE	MATCH	FY24	FY25	FY26	FY27
PE	Federal - STP/STBG	\$0	\$4,262	\$0	\$0	\$0
RW	Federal - STP/STBG	\$0	\$4,252	\$0	\$0	\$0
RW AC	Federal - AC OTHER	\$0	\$112,748	\$0	\$0	\$0
CN AC	Federal - AC OTHER	\$0	\$503,000	\$0	\$0	\$0

MPO	Hampton Roads					
UPC NO	102867	SCOPE	Traffic Management/Engineering			
SYSTEM	Urban	JURISDICTION	Hampton		OVERSIGHT	NFO
PROJECT	Traffic Signal System Retiming				ADMIN BY	Locally
DESCRIPTION	FROM: Various TO: Various					
PROGRAM NOTE	All funding obligated based on current allocations/estimate. Waiting Financial Closure					
ROUTE/STREET	VARIOUS (0000)				TOTAL COST	\$1,392,000
	FUND SOURCE	MATCH	FY24	FY25	FY26	FY27
		\$0	\$0	\$0	\$0	\$0

MPO	Hampton Roads					
UPC NO	109410	SCOPE	Traffic Management/Engineering			
SYSTEM	Urban	JURISDICTION	Hampton		OVERSIGHT	NFO
PROJECT	Traffic Signal System Retimings Phase II				ADMIN BY	Locally
DESCRIPTION	FROM: Various TO: Various					
PROGRAM NOTE	All funds obligated based on current allocations/estimate					
ROUTE/STREET	VARIOUS (0164)				TOTAL COST	\$1,055,000
	FUND SOURCE	MATCH	FY24	FY25	FY26	FY27
		\$0	\$0	\$0	\$0	\$0

MPO	Hampton Roads					
UPC NO	113752	SCOPE	Traffic Management/Engineering			
SYSTEM	Urban	JURISDICTION	Hampton		OVERSIGHT	NFO
PROJECT	Inst. Emer. Vehicle Preemption Software & Hardware - Hampton				ADMIN BY	Locally
DESCRIPTION	FROM: Various TO: Various					
ROUTE/STREET	VARIOUS (0064)				TOTAL COST	\$204,000
	FUND SOURCE	MATCH	FY24	FY25	FY26	FY27
			\$0	\$0	\$0	\$0

MPO	Hampton Roads					
UPC NO	116318	SCOPE	Traffic Management/Engineering			
SYSTEM	Urban	JURISDICTION	Hampton		OVERSIGHT	NFO
PROJECT	Citywide Traffic Signal Upgrades Phase IV - CN only				ADMIN BY	Locally
DESCRIPTION	FROM: Various TO: Various					
ROUTE/STREET	VARIOUS (0064)				TOTAL COST	\$2,770,021
	FUND SOURCE	MATCH	FY24	FY25	FY26	FY27
CN	Federal - CMAQ	\$78,539	\$314,156		\$0	\$0

MPO	Hampton Roads					
UPC NO	97715	SCOPE	Reconstruction w/ Added Capacity			
SYSTEM	Urban	JURISDICTION	Hampton		OVERSIGHT	NFO
PROJECT	Wythe Creek Road - Widen to 3 Lanes				ADMIN BY	VDOT
DESCRIPTION	FROM: 0.965 Mi. S. of Hampton City Limits TO: Hampton City Limits (0.9650 MI)					
ROUTE/STREET	WYTHE CREEK ROAD (0172)				TOTAL COST	\$61,453,423
	FUND SOURCE	MATCH	FY24	FY25	FY26	FY27
PE	Federal - RSTP	\$64,000	\$256,000		\$0	\$0
RW	Federal - RSTP	(\$283,664)	(\$1,134,656)		\$0	\$0
CN	Other	\$5,326,327	\$5,326,327		\$0	\$0
CN AC	Federal - AC OTHER	\$0	\$44,713,012		\$0	\$0

MPO	Hampton Roads					
UPC NO	115528	SCOPE	Reconstruction w/o Added Capacity			
SYSTEM	Urban	JURISDICTION	Isle of Wight County		OVERSIGHT	NFO
PROJECT	#SMART20 U.S. Route 460 at U.S. Route 258 Turn Lane Improve				ADMIN BY	Locally
DESCRIPTION	FROM: Route 258 TO: Rout 460 (0.1530 MI)					
ROUTE/STREET	ROUTE 258 (0460)				TOTAL COST	\$3,234,936
	FUND SOURCE	MATCH	FY24	FY25	FY26	FY27
PE	Federal - NHS/NHPP	\$0	\$520,603		\$0	\$0
RW	Federal - NHS/NHPP	\$0	\$466,069		\$0	\$0
CN	Federal - NHS/NHPP	\$0	\$0		\$2,195,546	\$0
CN AC	Federal - AC OTHER	\$0	\$0		\$52,718	\$0

MPO	Hampton Roads					
UPC NO	115512	SCOPE	Facilities for Pedestrians and Bicycles			
SYSTEM	Urban	JURISDICTION	James City County		OVERSIGHT	NFO
PROJECT	#SMART20 Longhill Road Shared Use Path				ADMIN BY	VDOT
DESCRIPTION	FROM: DePue Drive TO: Lane Place					
ROUTE/STREET	LONGHILL ROAD (U000)				TOTAL COST	\$4,400,000
	FUND SOURCE	MATCH	FY24	FY25	FY26	FY27
RW	Federal - STP/STBG	\$135,092	\$540,369		\$0	\$0
CN	Other	\$0	\$1,300,000		\$0	\$0
CN AC	Federal - AC	\$380,908	\$1,523,631		\$0	\$0

MPO	Hampton Roads					
UPC NO	4483	SCOPE	New Construction Roadway			
SYSTEM	Urban	JURISDICTION	Newport News		OVERSIGHT	NFO
PROJECT	#HB2.FY17 ATKINSON BLVD - 4 LANES				ADMIN BY	Locally
DESCRIPTION	FROM: WARWICK BOULEVARD (ROUTE 60) TO: JEFFERSON AVENUE (ROUTE 143) (1.2000 MI)					
PROGRAM NOTE	All funds obligated based on current allocations/estimate					
ROUTE/STREET	ATKINSON BLVD. (U000)				TOTAL COST	\$67,619,241
	FUND SOURCE	MATCH	FY24	FY25	FY26	FY27
		\$0	\$0		\$0	\$0

MPO	Hampton Roads					
UPC NO	108980	SCOPE	Facilities for Pedestrians and Bicycles			
SYSTEM	Urban	JURISDICTION	Newport News		OVERSIGHT	NFO
PROJECT	Briarfield Sidewalk				ADMIN BY	Locally
DESCRIPTION	FROM: Marshall Avenue TO: Chestnut Avenue (0.5100 MI)					
ROUTE/STREET	BRIARFIELD ROAD (0000)				TOTAL COST	\$1,493,131
	FUND SOURCE	MATCH	FY24	FY25	FY26	FY27
RW	Federal - CMAQ	\$91,049	\$0	\$364,194		\$0
CN	Federal - CMAQ	\$80,559	\$0	\$322,234		\$0
CN AC	Federal - AC OTHER	\$0	\$413,096		\$0	\$0

MPO	Hampton Roads					
UPC NO	103059	SCOPE	Facilities for Pedestrians and Bicycles			
SYSTEM	Urban	JURISDICTION	Newport News		OVERSIGHT	NFO
PROJECT	Newport News Pedestrian Improvements				ADMIN BY	Locally
DESCRIPTION	FROM: Various locations TO: Various locations					
ROUTE/STREET	CITYWIDE (0000)				TOTAL COST	\$1,390,600
	FUND SOURCE	MATCH	FY24	FY25	FY26	FY27
CN	Federal - CMAQ	\$233,603	\$934,412		\$0	\$0
CN AC	Federal - AC OTHER	\$0	\$8,585		\$0	\$0

MPO	Hampton Roads					
UPC NO	107058	SCOPE	Safety			
SYSTEM	Urban	JURISDICTION	Newport News		OVERSIGHT	NFO
PROJECT	NEWPORT NEWS CITYWIDE SIGNAL RETIMING AND UPGRADES				ADMIN BY	Locally
DESCRIPTION	FROM: Citywide TO: Citywide					
ROUTE/STREET	CITYWIDE (0000)				TOTAL COST	\$1,676,585
	FUND SOURCE	MATCH	FY24	FY25	FY26	FY27
CN	Federal - CMAQ	\$208,502	\$834,008		\$0	\$0
	Other	\$0	\$354,075		\$0	\$0
CN TOTAL		\$208,502	\$1,188,083		\$0	\$0

MPO	Hampton Roads					
UPC NO	113820	SCOPE	Facilities for Pedestrians and Bicycles			
SYSTEM	Urban	JURISDICTION	Newport News		OVERSIGHT	NFO
PROJECT	Harpersville Road Sidewalk				ADMIN BY	Locally
DESCRIPTION	FROM: Bayberry Drive TO: Daphia Circle					
ROUTE/STREET	HARPERSVILLE ROAD (0965)				TOTAL COST	\$1,272,600
	FUND SOURCE	MATCH	FY24	FY25	FY26	FY27
CN	Federal - HSIP		\$1,097,600		\$0	\$0

MPO	Hampton Roads					
UPC NO	100856	SCOPE	Facilities for Pedestrians and Bicycles			
SYSTEM	Urban	JURISDICTION	Newport News		OVERSIGHT	NFO
PROJECT	OAKLAND INDUSTRIAL PARK SIDEWALK, PHASE 2				ADMIN BY	Locally
DESCRIPTION	FROM: ON: Harwood Dr FRM Enterprise Dr to Enterprise Dr TO: ON: Pickett's Line FRM: Enterprise Dr to Warwick Blvd (1.5500 MI)					
PROGRAM NOTE	Waiting Financial Closure					
ROUTE/STREET	HARWOOD DRIVE & PICKETT'S LINE (U000)				TOTAL COST	\$597,295
	FUND SOURCE	MATCH	FY24	FY25	FY26	FY27
CN	Federal - CMAQ	\$43,380	\$173,518		\$0	\$0

MPO	Hampton Roads					
UPC NO	114388	SCOPE	Safety			
SYSTEM	Urban	JURISDICTION	Newport News		OVERSIGHT	NFO
PROJECT	Citywide ITS Upgrades- Multi Locations- CN Phase				ADMIN BY	Locally
DESCRIPTION	FROM: Warwick, Jefferson, Denbigh, Huntington, 25th St. TO: various intersecting streets					
PROGRAM NOTE	All funds obligated based on current allocations/estimate					
ROUTE/STREET	INTERSECTION ON VARIOUS ROUTES (SEE PROJ PURPOSE) (0060)				TOTAL COST	\$1,119,497
	FUND SOURCE	MATCH	FY24	FY25	FY26	FY27
		\$0	\$0		\$0	\$0



MPO	Hampton Roads					
UPC NO	102969	SCOPE	New Construction Roadway			
SYSTEM	Urban	JURISDICTION	Newport News		OVERSIGHT	NFO
PROJECT	Streetscaping, storm, sanitary, underground utilities				ADMIN BY	Locally
DESCRIPTION	FROM: 24th Street TO: 12th Street (0.7000 MI)					
ROUTE/STREET	JEFFERSON AVENUE (0000)				TOTAL COST	\$11,959,036
	FUND SOURCE	MATCH	FY24	FY25	FY26	FY27
		\$0	\$0	\$0	\$0	\$0

MPO	Hampton Roads					
UPC NO	113849	SCOPE	Facilities for Pedestrians and Bicycles			
SYSTEM	Urban	JURISDICTION	Newport News		OVERSIGHT	NFO
PROJECT	Jefferson Avenue Sidewalk				ADMIN BY	Locally
DESCRIPTION	FROM: Shields Road TO: Sea Pine Lane					
ROUTE/STREET	JEFFERSON AVENUE (0143)				TOTAL COST	\$1,010,000
	FUND SOURCE	MATCH	FY24	FY25	FY26	FY27
CN	Federal - HSIP	\$0	\$835,000	\$0	\$0	\$0

MPO	Hampton Roads					
UPC NO	119360	SCOPE	Facilities for Pedestrians and Bicycles			
SYSTEM	Urban	JURISDICTION	Newport News		OVERSIGHT	NFO
PROJECT	#SMART22 OYSTER POINT RD IMPRV JEFFERSON AVE TO OPERATION DR				ADMIN BY	Locally
DESCRIPTION	FROM: Operation Dr TO: Criston Dr (0.1500 MI)					
ROUTE/STREET	OYSTER POINT RD (0171)				TOTAL COST	\$15,985,681
	FUND SOURCE	MATCH	FY24	FY25	FY26	FY27
PE	Federal - NHS/NHPP	\$252,719	\$0	\$0	\$1,010,877	\$0

MPO	Hampton Roads					
UPC NO	115373	SCOPE	Traffic Management/Engineering			
SYSTEM	Urban	JURISDICTION	Newport News		OVERSIGHT	NFO
PROJECT	Opticom Emergency Vehicle Preemption (EVP)				ADMIN BY	Locally
DESCRIPTION	FROM: Various - Newport news wide TO: Various - Newport News wide					
ROUTE/STREET	U000				TOTAL COST	\$775,000
	FUND SOURCE	MATCH	FY24	FY25	FY26	FY27
PE	Federal - CMAQ	\$10,000	\$0	\$40,000	\$0	\$0
CN	Federal - CMAQ	\$145,000	\$0	\$0	\$580,000	\$0

MPO	Hampton Roads					
UPC NO	115376	SCOPE	Traffic Management/Engineering			
SYSTEM	Urban	JURISDICTION	Newport News		OVERSIGHT	NFO
PROJECT	Permanent Message Boards				ADMIN BY	Locally
DESCRIPTION	FROM: Various - Newport News Wide TO: Various - Newport News Wide					
ROUTE/STREET	U000				TOTAL COST	\$500,000
	FUND SOURCE	MATCH	FY24	FY25	FY26	FY27
PE	Federal - CMAQ	\$20,000	\$0	\$80,000	\$0	\$0
CN	Federal - CMAQ	\$80,000	\$0	\$0	\$0	\$320,000

MPO	Hampton Roads					
UPC NO	115519	SCOPE	Traffic Management/Engineering			
SYSTEM	Urban	JURISDICTION	Newport News		OVERSIGHT	NFO
PROJECT	Signal Retiming Improvements				ADMIN BY	Locally
DESCRIPTION	FROM: Various TO: Various					
ROUTE/STREET	U000				TOTAL COST	\$1,350,000
	FUND SOURCE	MATCH	FY24	FY25	FY26	FY27
PE	Federal - CMAQ	\$270,000	\$0	\$0	\$1,080,000	\$0

MPO	Hampton Roads					
UPC NO	103016	SCOPE	Traffic Management/Engineering			
SYSTEM	Urban	JURISDICTION	Newport News		OVERSIGHT	NFO
PROJECT	Newport News Signal Timing Improvements				ADMIN BY	Locally
DESCRIPTION	FROM: Various TO: Various					
ROUTE/STREET	VARIOUS (0000)				TOTAL COST	\$1,000,000
	FUND SOURCE	MATCH	FY24	FY25	FY26	FY27
		\$0	\$0	\$0	\$0	\$0

MPO	Hampton Roads					
UPC NO	108981	SCOPE	Facilities for Pedestrians and Bicycles			
SYSTEM	Urban	JURISDICTION	Newport News		OVERSIGHT	NFO
PROJECT	Warwick Boulevard Sidewalk Widening				ADMIN BY	Locally
DESCRIPTION	FROM: Lucas Creek Road TO: Atkinson Way (1.5000 MI)					
ROUTE/STREET	WARWICK BOULEVARD (0000)				TOTAL COST	\$1,239,671
	FUND SOURCE	MATCH	FY24	FY25	FY26	FY27
PE	Federal - CMAQ	(\$6,916)	(\$27,663)	\$0	\$0	\$0
RW	Federal - CMAQ	\$41,728	\$166,913	\$0	\$0	\$0
CN	Federal - CMAQ	\$150,959	\$603,835	\$0	\$0	\$0
CN AC	Federal - AC OTHER	\$0	\$122,850	\$0	\$0	\$0

MPO	Hampton Roads					
UPC NO	111091	SCOPE	Reconstruction w/ Added Capacity			
SYSTEM	Urban	JURISDICTION	Newport News	OVERSIGHT	NFO	
PROJECT	#SMART18 - Jefferson Ave/Yorktown Rd Intersection Improvement			ADMIN BY	Locally	
DESCRIPTION	FROM: 0.25 mil south of Jefferson Avenue TO: 0.25mi north of Jefferson Avenue (0.5000 MI)					
ROUTE/STREET	YORKTOWN ROAD (0000)			TOTAL COST	\$2,460,000	
	FUND SOURCE	MATCH	FY24	FY25	FY26	FY27
RW	Federal - STP/STBG	\$0	\$508,000	\$0	\$0	\$0
CN	Federal - STP/STBG	\$0	\$1,051,390	\$0	\$0	\$0
CN AC	Federal - AC OTHER	\$0	\$505,610	\$0	\$0	\$0

MPO	Hampton Roads					
UPC NO	110385	SCOPE				
SYSTEM	Urban	JURISDICTION	Norfolk	OVERSIGHT	NFO	
PROJECT	RTE 165 - 6 & 8 LANES DEBT SERVICE GARVEE DEBT SERVICE			ADMIN BY	VDOT	
DESCRIPTION						
PROGRAM NOTE	Includes \$11,159,097 GARVEE Debt Service Interest Prev, \$1,365,913 FFY24 GARVEE Debt Service Interest, \$1,229,161 GARVEE Debt Service Interest FFY25, \$1,085,462 GARVEE Debt Service Interest FFY26, \$934,492 GARVEE Debt Service Interest FFY27, \$2,173,187 GARVEE Debt Service Interest FFY28-33. Total GARVEE Debt Service Interest \$17,947,313. Corresponding CN UPC 1765. Linked with CN UPC 9783 & CN UPC 84243					
ROUTE/STREET	0165			TOTAL COST	\$43,615,714	
	FUND SOURCE	MATCH	FY24	FY25	FY26	FY27
PE	Federal - NHS/NHPP	\$0	\$1,365,913	\$1,229,161	\$1,085,462	\$934,493
PE AC	Federal - AC	\$0	\$6,788,216	\$0	\$0	\$0

MPO	Hampton Roads					
UPC NO	110387	SCOPE				
SYSTEM	Urban	JURISDICTION	Norfolk	OVERSIGHT	NFO	
PROJECT	ROBIN HOOD RD & MILITARY HWY PHASE 1 GARVEE DEBT SERVICE			ADMIN BY	VDOT	
DESCRIPTION						
PROGRAM NOTE	Includes \$1,016,076 GARVEE DS Int Prev, \$108,498 FFY24, \$96,716 GARVEE DS Int FFY25, \$84,336 GARVEE DS Int FFY26, \$71,328 GARVEE DS Int FFY27, \$141,582 GARVEE DS Int FFY28-31. Total GARVEE DS Int \$1,518,536. Corresponding CN UPC 84243. Linked with CN UPC's 1765 & 9783					
ROUTE/STREET	0165			TOTAL COST	\$3,873,025	
	FUND SOURCE	MATCH	FY24	FY25	FY26	FY27
PE	Federal - AC CONVERSION	\$0	\$0	\$96,716	\$84,336	\$71,328
	Federal - NHS/NHPP	\$0	\$108,498	\$0	\$0	\$0
PE TOTAL		\$0	\$108,498	\$96,716	\$84,336	\$71,328
PE AC	Federal - AC	\$0	\$393,962	\$0	\$0	\$0

MPO	Hampton Roads					
UPC NO	59175	SCOPE	New Construction Roadway			
SYSTEM	Urban	JURISDICTION	Norfolk		OVERSIGHT	FO
PROJECT	AIR TERMINAL INTERCHANGE - INTERMODAL CONNECTOR				ADMIN BY	VDOT
DESCRIPTION	FROM: I-564 TO: Hampton Blvd (1.5000 MI)					
ROUTE/STREET	0564				TOTAL COST	\$67,616,743
	FUND SOURCE	MATCH	FY24	FY25	FY26	FY27
RW AC	Federal - AC OTHER	\$0	\$4,000,000	\$0	\$0	\$0

MPO	Hampton Roads					
UPC NO	119276	SCOPE	Bridge Rehab w/o Added Capacity			
SYSTEM	Urban	JURISDICTION	Norfolk		OVERSIGHT	NFO
PROJECT	BRAMBLETON AVENUE BRIDGE REHABILITATION				ADMIN BY	Locally
DESCRIPTION	FROM: 2nd Street TO: Botetourt Street (0.1230 MI)					
ROUTE/STREET	BRAMBLETON (0337)				TOTAL COST	\$4,000,000
	FUND SOURCE	MATCH	FY24	FY25	FY26	FY27
CN	Federal - RSTP	\$800,000	\$0	\$0	\$0	\$3,200,000

MPO	Hampton Roads					
UPC NO	107039	SCOPE	Bridge Rehab w/o Added Capacity			
SYSTEM	Urban	JURISDICTION	Norfolk		OVERSIGHT	NFO
PROJECT	Campostella Bridge Rehabilitation				ADMIN BY	Locally
DESCRIPTION	FROM: Kimball Terrance TO: Fillmore Street (0.6000 MI)					
ROUTE/STREET	CAMPOSTELLA BRIDGE (0168)				TOTAL COST	\$6,000,000
	FUND SOURCE	MATCH	FY24	FY25	FY26	FY27
CN	Federal - RSTP	\$1,189,848	\$4,759,392	\$0	\$0	\$0

MPO	Hampton Roads					
UPC NO	118642	SCOPE	Reconstruction w/ Added Capacity			
SYSTEM	Urban	JURISDICTION	Norfolk		OVERSIGHT	NFO
PROJECT	St. Paul's Roadway Improvements - Phase 2				ADMIN BY	Locally
DESCRIPTION	FROM: Freemason Street (Tidewater Garden area) TO: Virgin Street					
PROGRAM NOTE	All funds obligated based on current allocations/estimate					
ROUTE/STREET	CHURCH STREET (0460)				TOTAL COST	\$27,958,265
	FUND SOURCE	MATCH	FY24	FY25	FY26	FY27
		\$0	\$0	\$0	\$0	\$0

MPO	Hampton Roads					
UPC NO	105592	SCOPE	Traffic Management/Engineering			
SYSTEM	Urban	JURISDICTION	Norfolk	OVERSIGHT	NFO	
PROJECT	Norfolk ATMS Phase 4C			ADMIN BY	Locally	
DESCRIPTION	FROM: Citywide TO: Citywide					
ROUTE/STREET	CITYWIDE (0000)			TOTAL COST	\$2,106,646	
	FUND SOURCE	MATCH	FY24	FY25	FY26	FY27
PE	Federal - CMAQ	\$1,152	\$4,609	\$0	\$0	\$0
CN	Federal - CMAQ	\$41,035	\$164,140	\$0	\$0	\$0

MPO	Hampton Roads					
UPC NO	109572	SCOPE	Transit			
SYSTEM	Urban	JURISDICTION	Norfolk	OVERSIGHT	NFO	
PROJECT	Norfolk BusShelters and Pedestrian Improvements			ADMIN BY	Locally	
DESCRIPTION	FROM: Various TO: Various					
ROUTE/STREET	CITYWIDE (0000)			TOTAL COST	\$1,291,509	
	FUND SOURCE	MATCH	FY24	FY25	FY26	FY27
PE	Federal - CMAQ	\$15,000	\$60,000	\$0	\$0	\$0
CN	Federal - CMAQ	\$136,302	\$545,207	\$0	\$0	\$0
CN AC	Federal - AC OTHER	\$0	\$535,000	\$0	\$0	\$0

MPO	Hampton Roads					
UPC NO	112759	SCOPE	Facilities for Pedestrians and Bicycles			
SYSTEM	Urban	JURISDICTION	Norfolk	OVERSIGHT	NFO	
PROJECT	Citywide Pedestrian Safety Improvements - Corridors			ADMIN BY	Locally	
DESCRIPTION	FROM: Various TO: Various					
PROGRAM NOTE	All funds obligated based on current allocations/estimate					
ROUTE/STREET	CITYWIDE (0000)			TOTAL COST	\$3,000,000	
	FUND SOURCE	MATCH	FY24	FY25	FY26	FY27
		\$0	\$0	\$0	\$0	\$0

MPO	Hampton Roads					
UPC NO	111021	SCOPE	Other			
SYSTEM	Urban	JURISDICTION	Norfolk	OVERSIGHT	NFO	
PROJECT	#SMART18 - Granby Street Bike Lanes			ADMIN BY	Locally	
DESCRIPTION	FROM: Willow Wood Drive TO: Admiral Taussig Boulevard (2.0000 MI)					
ROUTE/STREET	GRANBY STREET (0460)			TOTAL COST	\$822,000	
	FUND SOURCE	MATCH	FY24	FY25	FY26	FY27
CN	Federal - NHS/NHPP	\$0	\$84,000	\$0	\$0	\$0
CN AC	Federal - AC OTHER	\$0	\$630,000	\$0	\$0	\$0

MPO	Hampton Roads					
UPC NO	1765	SCOPE	Reconstruction w/ Added Capacity			
SYSTEM	Urban	JURISDICTION	Norfolk		OVERSIGHT	NFO
PROJECT	RTE 165 - 6 & 8 LANES				ADMIN BY	VDOT
DESCRIPTION	FROM: 0.307 MILES SOUTH OF NORTHAMPTON BOULEVARD TO: 0.454 MILES NORTH OF NORTHAMPTON (0.7600 MI)					
PROGRAM NOTE	Includes \$14,153,319 GARVEE Debt Service Principal Prev, \$2,701,248 GARVEE Debt Service Principal FFY24, \$2,838,328 GARVEE Debt Service Principal FFY25, \$2,982,177 GARVEE Debt Service Principal FFY26, \$3,132,177 GARVEE Debt Service Principal FFY27. Total GARVEE Debt Service Principal \$42,317,149. Corresponding GARVEE Debt Service UPC 110385. Linked with CN UPC 9783 & CN UPC 84243.					
ROUTE/STREET	MILITARY HIGHWAY (0165)				TOTAL COST	\$57,098,769
	FUND SOURCE	MATCH	FY24	FY25	FY26	FY27
RW	Federal - AC CONVERSION		\$0	\$2,701,248	\$2,838,328	\$2,982,177
						\$3,132,973

MPO	Hampton Roads					
UPC NO	9783	SCOPE	New Construction Roadway			
SYSTEM	Urban	JURISDICTION	Norfolk		OVERSIGHT	NFO
PROJECT	RTE 13 - 8 LANES				ADMIN BY	VDOT
DESCRIPTION	FROM: 0.023 MILE SOUTH OF LOWERY ROAD TO: 0.012 MILE SOUTH OF NORTHAMPTON BOULEVARD (0.8190 MI)					
ROUTE/STREET	MILITARY HIGHWAY (0013)				TOTAL COST	\$21,456,890
	FUND SOURCE	MATCH	FY24	FY25	FY26	FY27
CN AC	Federal - AC	\$278,527	\$1,114,109	\$0	\$0	\$0

MPO	Hampton Roads					
UPC NO	84243	SCOPE	Reconstruction w/ Added Capacity			
SYSTEM	Urban	JURISDICTION	Norfolk		OVERSIGHT	NFO
PROJECT	Robin Hood Rd & Military Hwy Phase 1, link w/ UPC 1765 & 9783				ADMIN BY	VDOT
DESCRIPTION						
PROGRAM NOTE	Includes \$1,321,344 GARVEE DS Prin Prev, \$232,737 FFY24, \$244,550 FFY25, \$256,924 FFY26, \$269,912 FFY27. Total GARVEE DS Prin \$3,548,777. Corresponding DS UPC 110387. Linked with CN UPC's 1765 & 9783					
ROUTE/STREET	MILITARY HIGHWAY (0165)				TOTAL COST	\$19,079,287
	FUND SOURCE	MATCH	FY24	FY25	FY26	FY27
CN	Federal - AC CONVERSION	\$0	\$0	\$244,550	\$256,924	\$269,912
	Federal - NHS/NHPP	\$0	\$232,737	\$0	\$0	\$0
CN TOTAL		\$0	\$232,737	\$244,550	\$256,924	\$269,912
CN AC	Federal - AC	\$0	\$1,888,514	\$0	\$0	\$0

MPO	Hampton Roads					
UPC NO	115379	SCOPE	Preliminary Engineering			
SYSTEM	Urban	JURISDICTION	Norfolk		OVERSIGHT	NFO
PROJECT	Newtown Road Corridor Study				ADMIN BY	Locally
DESCRIPTION	FROM: Arrowhead Drive TO: Paca Lane (1.6900 MI)					
ROUTE/STREET	NEWTOWN ROAD (0403)				TOTAL COST	\$250,000
	FUND SOURCE	MATCH	FY24	FY25	FY26	FY27
PE	Federal - CMAQ	\$50,000	\$0	\$200,000	\$0	\$0

MPO	Hampton Roads					
UPC NO	111019	SCOPE	Reconstruction w/ Added Capacity			
SYSTEM	Urban	JURISDICTION	Norfolk		OVERSIGHT	
PROJECT	#SMART18 - Brambleton Ave/Park Ave Intersection Improvements				ADMIN BY	Locally
DESCRIPTION	FROM: Park Avenue TO: Brambleton Avenue (0.0500 MI)					
ROUTE/STREET	PARK AVENUE (0166)				TOTAL COST	\$1,339,077
	FUND SOURCE	MATCH	FY24	FY25	FY26	FY27
PE	Federal - STP/STBG	\$0	\$157,510	\$0	\$0	\$0
PE AC	Federal - AC OTHER	\$0	\$167,737	\$0	\$0	\$0
RW AC	Federal - AC OTHER	\$0	\$187,504	\$0	\$0	\$0
CN AC	Federal - AC OTHER	\$0	\$826,326	\$0	\$0	\$0

MPO	Hampton Roads					
UPC NO	112758	SCOPE	Facilities for Pedestrians and Bicycles			
SYSTEM	Urban	JURISDICTION	Norfolk		OVERSIGHT	NFO
PROJECT	Citywide Pedestrian Safety Improvements – Intersections				ADMIN BY	Locally
DESCRIPTION	FROM: Church Street TO: Ballentine Road					
ROUTE/STREET	PRINCESS ANNE ROAD (0000)				TOTAL COST	\$3,219,000
	FUND SOURCE	MATCH	FY24	FY25	FY26	FY27
		\$0	\$0	\$0	\$0	\$0

MPO	Hampton Roads					
UPC NO	102950	SCOPE	Traffic Management/Engineering			
SYSTEM	Urban	JURISDICTION	Norfolk		OVERSIGHT	NFO
PROJECT	Norfolk Signal Timing Improvements - Phase III				ADMIN BY	Locally
DESCRIPTION	FROM: Various TO: Various					
PROGRAM NOTE	All funds obligated based on current allocations/estimate					
ROUTE/STREET	TIDEWATER/ LITTLE CREEK/ CHESAPEAKE/ MILITARY (0000)				TOTAL COST	\$600,000
	FUND SOURCE	MATCH	FY24	FY25	FY26	FY27
		\$0	\$0	\$0	\$0	\$0

MPO	Hampton Roads					
UPC NO	111023	SCOPE	Facilities for Pedestrians and Bicycles			
SYSTEM	Urban	JURISDICTION	Norfolk		OVERSIGHT	NFO
PROJECT	Install and upgrade Countdown Pedestrian Signals				ADMIN BY	Locally
DESCRIPTION	FROM: Various TO: Various					
PROGRAM NOTE	All funds obligated based on current allocations/estimate					
ROUTE/STREET	VARIOUS (0460)				TOTAL COST	\$2,123,933
	FUND SOURCE	MATCH	FY24	FY25	FY26	FY27
		\$0	\$0	\$0	\$0	\$0

MPO	Hampton Roads					
UPC NO	113866	SCOPE	Traffic Management/Engineering			
SYSTEM	Urban	JURISDICTION	Norfolk		OVERSIGHT	NFO
PROJECT	Emergency Vehicle Preemption - Norfolk				ADMIN BY	Locally
DESCRIPTION	FROM: Various TO: Various					
ROUTE/STREET	VARIOUS (0337)				TOTAL COST	\$237,313
	FUND SOURCE	MATCH	FY24	FY25	FY26	FY27
PE	Federal - CMAQ	(\$5,566)	(\$22,262)		\$0	\$0
CN	Federal - CMAQ	\$5,566	\$22,262		\$0	\$0
CN AC	Federal - AC OTHER	\$0	\$33,312		\$0	\$0

MPO	Hampton Roads					
UPC NO	115370	SCOPE	Traffic Management/Engineering			
SYSTEM	Urban	JURISDICTION	Norfolk		OVERSIGHT	NFO
PROJECT	Traffic Signal Detection Upgrades				ADMIN BY	Locally
DESCRIPTION	FROM: Various TO: Various					
ROUTE/STREET	VARIOUS (U000)				TOTAL COST	\$1,000,000
	FUND SOURCE	MATCH	FY24	FY25	FY26	FY27
PE	Federal - CMAQ	\$20,000	\$0	\$80,000	\$0	\$0
CN	Federal - CMAQ	\$180,000	\$0	\$0	\$720,000	\$0

MPO	Hampton Roads					
UPC NO	115372	SCOPE	Traffic Management/Engineering			
SYSTEM	Urban	JURISDICTION	Norfolk		OVERSIGHT	NFO
PROJECT	Transportation Information and Decision Support System				ADMIN BY	Locally
DESCRIPTION	FROM: Various TO: Various					
ROUTE/STREET	VARIOUS (U000)				TOTAL COST	\$800,000
	FUND SOURCE	MATCH	FY24	FY25	FY26	FY27
PE	Federal - CMAQ	\$20,000	\$0	\$80,000	\$0	\$0
CN	Federal - CMAQ	\$140,000	\$0	\$0	\$560,000	\$0

MPO	Hampton Roads					
UPC NO	115377	SCOPE	Traffic Management/Engineering			
SYSTEM	Urban	JURISDICTION	Norfolk		OVERSIGHT	NFO
PROJECT	Traffic Signal System Communications Network Upgrades				ADMIN BY	Locally
DESCRIPTION	FROM: Various TO: Various					
ROUTE/STREET	VARIOUS (U000)				TOTAL COST	\$1,000,000
	FUND SOURCE	MATCH	FY24	FY25	FY26	FY27
PE	Federal - CMAQ	\$50,000	\$0	\$200,000	\$0	\$0
CN	Federal - CMAQ	\$150,000	\$0	\$0	\$600,000	\$0



MPO	Hampton Roads					
UPC NO	115424	SCOPE	Facilities for Pedestrians and Bicycles			
SYSTEM	Urban	JURISDICTION	Norfolk		OVERSIGHT	NFO
PROJECT	Southside Bike Lane Network				ADMIN BY	Locally
DESCRIPTION	FROM: Various TO: Various (3.4000 MI)					
ROUTE/STREET	VARIOUS (U000)				TOTAL COST	\$1,015,900
	FUND SOURCE	MATCH	FY24	FY25	FY26	FY27
PE	Federal - RSTP	\$20,800	\$83,200	\$0	\$0	\$0
CN	Federal - RSTP	\$182,380	\$0	\$0	\$729,520	\$0

MPO	Hampton Roads					
UPC NO	115518	SCOPE	Traffic Management/Engineering			
SYSTEM	Urban	JURISDICTION	Norfolk		OVERSIGHT	NFO
PROJECT	Citywide Signal Retiming Phase 4				ADMIN BY	Locally
DESCRIPTION	FROM: Various TO: Various					
ROUTE/STREET	VARIOUS (U000)				TOTAL COST	\$340,000
	FUND SOURCE	MATCH	FY24	FY25	FY26	FY27
PE	Federal - CMAQ	\$68,000	\$0	\$272,000	\$0	\$0

MPO	Hampton Roads					
UPC NO	102982	SCOPE	Facilities for Pedestrians and Bicycles			
SYSTEM	Urban	JURISDICTION	Poquoson		OVERSIGHT	NFO
PROJECT	South Lawson Park Multi-Use Path				ADMIN BY	Locally
DESCRIPTION	FROM: 1000ft south of Poquoson Avenue TO: South Lawson Park (0.0100 MI)					
PROGRAM NOTE	All funds obligated based on current allocations/estimate					
	SOUTH LAWSON ROAD (0000)				TOTAL COST	\$179,273
	FUND SOURCE	MATCH	FY24	FY25	FY26	FY27
		\$0	\$0	\$0	\$0	\$0

MPO	Hampton Roads					
UPC NO	115524	SCOPE	Reconstruction w/ Added Capacity			
SYSTEM	Urban	JURISDICTION	Poquoson		OVERSIGHT	NFO
PROJECT	#SMART20 Victory Blvd Enhancement App 2: Poquoson Segment				ADMIN BY	Locally
DESCRIPTION	FROM: Wythe Creek Road TO: East Yorktown Road					
ROUTE/STREET	VICTORY BLVD (RTE. 171) (0171)				TOTAL COST	\$3,729,000
	FUND SOURCE	MATCH	FY24	FY25	FY26	FY27
PE	Federal - STP/STBG	\$0	\$680,000	\$0	\$0	\$0
RW	Federal - STP/STBG	\$0	\$0	\$185,000	\$0	\$0
CN	Federal - STP/STBG	\$0	\$0	\$0	\$1,694,814	\$0
CN AC	Federal - AC OTHER	\$0	\$0	\$0	\$1,169,186	\$0

MPO	Hampton Roads					
UPC NO	102999	SCOPE	Traffic Management/Engineering			
SYSTEM	Urban	JURISDICTION	Poquoson	OVERSIGHT	NFO	
PROJECT	Wythe Creek Road Traffic Signal Upgrade			ADMIN BY	Locally	
DESCRIPTION	FROM: Hampton City Line TO: Yorktown Road					
PROGRAM NOTE	All funds obligated based on current allocations/estimate					
	WYTHE CREEK (0000)			TOTAL COST	\$218,530	
	FUND SOURCE	MATCH	FY24	FY25	FY26	FY27
			\$0	\$0	\$0	\$0

MPO	Hampton Roads					
UPC NO	13427	SCOPE	Reconstruction w/ Added Capacity			
SYSTEM	Urban	JURISDICTION	Poquoson	OVERSIGHT	NFO	
PROJECT	RTE 172 - CITY OF POQUOSON - PHASE I			ADMIN BY	VDOT	
DESCRIPTION	FROM: Poquoson City Limits TO: 0.927 Mi. North of Poquoson City Limits (0.9270 MI)					
ROUTE/STREET	WYTHE CREEK RD. (0172)			TOTAL COST	\$17,114,385	
	FUND SOURCE	MATCH	FY24	FY25	FY26	FY27
PE	Federal - RSTP	\$16,000	\$64,000		\$0	\$0
RW	Federal - RSTP	\$108,070	\$432,281		\$0	\$0

MPO	Hampton Roads					
UPC NO	98824	SCOPE	Safety			
SYSTEM	Urban	JURISDICTION	Portsmouth	OVERSIGHT	NFO	
PROJECT	Citywide Signal Timing - Phase 4			ADMIN BY	Locally	
DESCRIPTION	FROM: Citywide TO: Citywide					
ROUTE/STREET	CITYWIDE (0000)			TOTAL COST	\$135,000	
	FUND SOURCE	MATCH	FY24	FY25	FY26	FY27
PE AC	Federal - AC OTHER	\$0	\$3,000		\$0	\$0

MPO	Hampton Roads					
UPC NO	110757	SCOPE	Traffic Management/Engineering			
SYSTEM	Urban	JURISDICTION	Portsmouth	OVERSIGHT	NFO	
PROJECT	Portsmouth Citywide Signal Timing - Phase 1			ADMIN BY	Locally	
DESCRIPTION	FROM: Various TO: Various					
ROUTE/STREET	CITYWIDE (0000)			TOTAL COST	\$120,000	
	FUND SOURCE	MATCH	FY24	FY25	FY26	FY27
PE	Federal - CMAQ	\$24,000	\$96,000		\$0	\$0

MPO	Hampton Roads					
UPC NO	113830	SCOPE	Safety			
SYSTEM	Urban	JURISDICTION	Portsmouth		OVERSIGHT	NFO
PROJECT	Install Emergency Vehicle Preemption Software & Hardware				ADMIN BY	Locally
DESCRIPTION	FROM: Various TO: Various					
ROUTE/STREET	CITYWIDE (9999)				TOTAL COST	\$347,933
	FUND SOURCE	MATCH	FY24	FY25	FY26	FY27
CN	Federal - CMAQ	\$64,777	\$259,107	\$0	\$0	\$0

MPO	Hampton Roads					
UPC NO	107035	SCOPE	Safety			
SYSTEM	Urban	JURISDICTION	Portsmouth		OVERSIGHT	NFO
PROJECT	George Washington Highway Corridor Improvements				ADMIN BY	Locally
DESCRIPTION	FROM: Andrews Street TO: Mulberry Street (0.4000 MI)					
ROUTE/STREET	GEORGE WASHINGTON HIGHWAY (0017)				TOTAL COST	\$5,950,000
	FUND SOURCE	MATCH	FY24	FY25	FY26	FY27
RW	Federal - HIP/F	\$0	\$1,034,234	\$0	\$0	\$0
	Federal - RSTP	\$93,153	\$372,613	\$0	\$0	\$0
RW TOTAL		\$93,153	\$1,406,847	\$0	\$0	\$0
CN	Federal - RSTP	\$780,000	\$0	\$3,120,000	\$0	\$0

MPO	Hampton Roads					
UPC NO	102985	SCOPE	Facilities for Pedestrians and Bicycles			
SYSTEM	Urban	JURISDICTION	Portsmouth		OVERSIGHT	NFO
PROJECT	Westhaven Bicycle Improvements				ADMIN BY	Locally
DESCRIPTION	FROM: Intersection of Clifford St and Powhatan Avenue TO: Intersection of Bart Street and Airline Blvd (1.1500 MI)					
PROGRAM NOTE	All funding obligated based on current allocations/estimate.					
ROUTE/STREET	SOUTH STREET (0000)				TOTAL COST	\$437,456
	FUND SOURCE	MATCH	FY24	FY25	FY26	FY27
		\$0	\$0	\$0	\$0	\$0

MPO	Hampton Roads					
UPC NO	103025	SCOPE	Safety			
SYSTEM	Urban	JURISDICTION	Portsmouth		OVERSIGHT	NFO
PROJECT	Portsmouth Traffic Signal Upgrades				ADMIN BY	Locally
DESCRIPTION	FROM: Various TO: Various (6.4000 MI)					
ROUTE/STREET	VARIOUS (0000)				TOTAL COST	\$4,936,344
	FUND SOURCE	MATCH	FY24	FY25	FY26	FY27
CN	Federal - CMAQ	\$774,953	\$3,099,812	\$0	\$0	\$0

MPO	Hampton Roads					
UPC NO	115863	SCOPE	Traffic Management/Engineering			
SYSTEM	Urban	JURISDICTION	Portsmouth		OVERSIGHT	NFO
PROJECT	Portsmouth Signal Timing - Phases 1-4				ADMIN BY	Locally
DESCRIPTION	FROM: Various TO: Various					
ROUTE/STREET	VARIOUS (U000)				TOTAL COST	\$480,000
	FUND SOURCE	MATCH	FY24	FY25	FY26	FY27
PE	Federal - AC CONVERSION	\$48,000	\$0	\$0	\$96,000	\$96,000
	Federal - CMAQ	\$48,000	\$0	\$192,000	\$0	\$0
PE TOTAL		\$96,000	\$0	\$192,000	\$96,000	\$96,000
PE AC	Federal - AC	\$48,000	\$0	\$192,000	\$0	\$0

MPO	Hampton Roads					
UPC NO	110508	SCOPE	Other			
SYSTEM	Urban	JURISDICTION	Smithfield		OVERSIGHT	NFO
PROJECT	Alternative Analysis-Benns Ch Blvd/ US 258/ Rt. 10 Bypass				ADMIN BY	Locally
DESCRIPTION	FROM: Benns Church Blvd TO: Rt. 10 Bypass					
ROUTE/STREET	0000				TOTAL COST	\$180,470
	FUND SOURCE	MATCH	FY24	FY25	FY26	FY27
		\$0	\$0	\$0	\$0	\$0

MPO	Hampton Roads					
UPC NO	108982	SCOPE	Other			
SYSTEM	Urban	JURISDICTION	Suffolk		OVERSIGHT	NFO
PROJECT	Suffolk Transportation Operation Center				ADMIN BY	Locally
DESCRIPTION	FROM: Carolina Road TO: Carolina Rd					
ROUTE/STREET	0000				TOTAL COST	\$2,096,839
	FUND SOURCE	MATCH	FY24	FY25	FY26	FY27
CN	Federal - CMAQ	\$387,506	\$1,550,024	\$0	\$0	\$0
CN AC	Federal - AC OTHER	\$0	\$89,309	\$0	\$0	\$0

MPO	Hampton Roads					
UPC NO	108983	SCOPE	Traffic Management/Engineering			
SYSTEM	Urban	JURISDICTION	Suffolk		OVERSIGHT	NFO
PROJECT	SUFFOLK CITYWIDE SIGNAL TIMINGS AND EQUIPMENT INSTALLATION				ADMIN BY	Locally
DESCRIPTION	FROM: Citywide TO: Various Locations					
ROUTE/STREET	0000				TOTAL COST	\$726,681
	FUND SOURCE	MATCH	FY24	FY25	FY26	FY27
CN	Federal - CMAQ	\$85,336	\$341,345	\$0	\$0	\$0

MPO	Hampton Roads					
UPC NO	110634	SCOPE	New Construction Roadway			
SYSTEM	Urban	JURISDICTION	Suffolk		OVERSIGHT	NFO
PROJECT	Nansemond Pkwy/Wilroy Rd Overpass over Commonwealth Railway				ADMIN BY	Locally
DESCRIPTION	FROM: South of Nansemond Pkwy/Wilroy Intersection TO: North of Bridlewood Lane/Nansemond Parkway (0.7200 MI)					
ROUTE/STREET	0000				TOTAL COST	\$27,478,741
	FUND SOURCE	MATCH	FY24	FY25	FY26	FY27
CN	Federal - AC CONVERSION		\$0	\$0	\$2,079,021	\$0
	Federal - STP/STBG		\$0	\$4,859,878	\$0	\$0
	Other	\$3,826,260	\$3,826,260	\$0	\$0	\$0
CN TOTAL		\$3,826,260	\$8,686,138	\$2,079,021	\$0	\$0
CN AC	Federal - AC		\$0	\$2,079,021	\$0	\$0
	Federal - AC OTHER		\$0	\$7,684,872	\$0	\$0
CN AC			\$0	\$9,763,893	\$0	\$0

MPO	Hampton Roads					
UPC NO	110389	SCOPE				
SYSTEM	Urban	JURISDICTION	Suffolk		OVERSIGHT	NFO
PROJECT	#HB2.FY17 RTE 58/ HOLLAND RD. Corridor GARVEE DEBT SERVICE				ADMIN BY	VDOT
DESCRIPTION						
PROGRAM NOTE	Includes \$611918 GARVEE Debt Service Int Prev, \$742994 GARVEE Debt Service Int FFY24, \$1m478,541 GARVEE Debt Service Int FFY25, \$1,495,355 GARVEE Debt Service Int FFY26, \$1,404,239 GARVEE Debt Service Int FFY27, \$8,474,377 GARVEE Debt Service Int FFY28-39. Total GARVEE Debt Service Int \$14,207,424. Corresponding CN UPC 100937					
ROUTE/STREET	0058				TOTAL COST	\$19,159,590
	FUND SOURCE	MATCH	FY24	FY25	FY26	FY27
PE	Federal - AC CONVERSION		\$0	\$0	\$1,478,541	\$1,495,355
	Federal - NHS/NHPP		\$0	\$742,994	\$0	\$0
PE TOTAL			\$0	\$742,994	\$1,478,541	\$1,495,355
PE AC	Federal - AC		\$0	\$12,852,512	\$0	\$0

MPO	Hampton Roads					
UPC NO	69050	SCOPE	Reconstruction w/o Added Capacity			
SYSTEM	Urban	JURISDICTION	Suffolk		OVERSIGHT	NFO
PROJECT	#HB2.FY17 Bridge Rd & Shoulders Hill Rd Intersection Imps				ADMIN BY	Locally
DESCRIPTION	FROM: .4 Miles W. of Rte 626 & .35 Miles S. of Rte 17 TO: .4 Miles E. of Rte 626 & .035 Miles N. of Rte 17 (0.2000 MI)					
ROUTE/STREET	BRIDGE RD (RTE 17) AT SHOULDERS HILL RD (RTE 626) (0626)				TOTAL COST	\$29,141,569
	FUND SOURCE	MATCH	FY24	FY25	FY26	FY27
PE	Federal - HIP/U	\$0	(\$684,850)		\$0	\$0
RW	Federal - NHS/NHPP	\$0	\$1,688,620		\$0	\$0
	Federal - STP/STBG	\$0	\$1,361,359		\$0	\$0
RW TOTAL		\$0	\$3,049,979		\$0	\$0
CN	Federal - AC CONVERSION	\$815,000	\$0	\$3,260,000	\$0	\$0
	Federal - NHS/NHPP	\$0	\$1,688,620		\$0	\$0
	Federal - RSTP	\$900,000	\$3,600,000		\$0	\$0
	Federal - STP/STBG	\$0	\$1,361,359		\$0	\$0
	Other	\$2,543,064	\$2,543,064		\$0	\$0
CN TOTAL		\$4,258,064	\$9,193,043	\$3,260,000	\$0	\$0

MPO	Hampton Roads					
UPC NO	102991	SCOPE	Traffic Management/Engineering			
SYSTEM	Urban	JURISDICTION	Suffolk		OVERSIGHT	NFO
PROJECT	Bridge Road Traffic Signal Upgrades				ADMIN BY	Locally
DESCRIPTION	FROM: College Drive TO: Eclipse Drive (6.8000 MI)					
ROUTE/STREET	BRIDGE ROAD (0017)				TOTAL COST	\$2,332,158
	FUND SOURCE	MATCH	FY24	FY25	FY26	FY27
CN	Federal - CMAQ	\$4,658	\$18,632		\$0	\$0

MPO	Hampton Roads					
UPC NO	119266	SCOPE	Reconstruction w/ Added Capacity			
SYSTEM	Urban	JURISDICTION	Suffolk		OVERSIGHT	NFO
PROJECT	CONSTANCE ROAD AT WILROY ROAD INTERSECTION				ADMIN BY	Locally
DESCRIPTION	FROM: Constance Road/ Wilroy Road TO: Constance Road/Wilroy Road (0.0100 MI)					
ROUTE/STREET	CONSTANCE ROAD (U000)				TOTAL COST	\$2,900,000
	FUND SOURCE	MATCH	FY24	FY25	FY26	FY27
PE	Federal - CMAQ	\$60,000	\$0		\$0	\$240,000

MPO	Hampton Roads					
UPC NO	119230	SCOPE	Facilities for Pedestrians and Bicycles			
SYSTEM	Urban	JURISDICTION	Suffolk		OVERSIGHT	NFO
PROJECT	#SMART22 SUFFOLK SEABOARD COASTLINE TRAIL - PHASE IIIA				ADMIN BY	Locally
DESCRIPTION	FROM: Driver Lane TO: Nansemond River High School (1.7500 MI)					
ROUTE/STREET	DRIVER TRAILHEAD TO NANSEMOND RIVER HIGH SCHOOL (0337)				TOTAL COST	\$3,452,238
	FUND SOURCE	MATCH	FY24	FY25	FY26	FY27
PE AC	Federal - AC OTHER	\$0	\$0	\$405,501	\$0	\$0

MPO	Hampton Roads					
UPC NO	119334	SCOPE	Reconstruction w/ Added Capacity			
SYSTEM	Urban	JURISDICTION	Suffolk		OVERSIGHT	NFO
PROJECT	#SMART22 GODWIN BOULEVARD IMPROVEMENTS				ADMIN BY	Locally
DESCRIPTION	FROM: Suffolk Bypass (US 460/58/13) TO: Kings Fork Road (1.5000 MI)					
ROUTE/STREET	GODWIN BLVD. (0010)				TOTAL COST	\$11,060,753
	FUND SOURCE	MATCH	FY24	FY25	FY26	FY27
PE	Federal - NHS/NHPP	\$0	\$1,013,001	\$0	\$0	\$0
RW	Federal - NHS/NHPP	\$0	\$798,084	\$0	\$0	\$0
CN	Federal - NHPP/E	\$0	\$0	\$1,004,329	\$0	\$0
	Federal - NHS/NHPP	\$0	\$0	\$5,638,915	\$0	\$0
	Other	\$0	\$0	\$2,499,999	\$0	\$0
CN TOTAL		\$0	\$0	\$9,143,243	\$0	\$0
CN AC	Federal - AC OTHER	\$0	\$0	\$106,425	\$0	\$0

MPO	Hampton Roads					
UPC NO	100937	SCOPE	Reconstruction w/ Added Capacity			
SYSTEM	Urban	JURISDICTION	Suffolk		OVERSIGHT	FO
PROJECT	#HB2.FY17 Route 58/ Holland Road Corridor Improvements				ADMIN BY	Locally
DESCRIPTION	FROM: Rte 58/13/32 bypass TO: .7 miles west of Manning Bridge Road (3.1000 MI)					
PROGRAM NOTE	Includes \$795,762 GARVEE Debt Service Principal Prev, \$937,765 GARVEE Debt Service Principal FFY24, \$1,894,342 GARVEE Debt Service Principal FFY25, \$2,093,225 GARVEE Debt Service Principal FFY26, \$2,183,602 GARVEE Debt Service Principal FFY27. Total GARVEE Debt Service Principal \$39,155,340. Corresponding GARVEE Debt Service UPC 110389.					
ROUTE/STREET	HOLLAND ROAD (0058)				TOTAL COST	\$83,781,184
	FUND SOURCE	MATCH	FY24	FY25	FY26	FY27
PE	Federal - AC CONVERSION	\$0	\$0	\$1,894,342	\$32,557	\$0
	Federal - NHS/NHPP	\$0	\$937,764	\$0	\$0	\$0
PE TOTAL		\$0	\$937,764	\$1,894,342	\$32,557	\$0
PE AC	Federal - AC	\$0	\$1,926,899	\$0	\$0	\$0
RW	Federal - AC CONVERSION	\$0	\$0	\$0	\$2,060,668	\$2,183,602
RW AC	Federal - AC	\$0	\$29,890,274	\$0	\$0	\$0
CN	Federal - STP/STBG	\$0	\$140,544	\$0	\$0	\$0
	Other	\$17,000,000	\$17,000,000	\$0	\$0	\$0
CN TOTAL		\$17,000,000	\$17,140,544	\$0	\$0	\$0
CN AC	Federal - AC	\$0	\$1,360,372	\$0	\$0	\$0
	Federal - AC OTHER	\$0	\$10,450,300	\$0	\$0	\$0
CN AC		\$0	\$11,810,672	\$0	\$0	\$0

MPO	Hampton Roads					
UPC NO	102990	SCOPE	Traffic Management/Engineering			
SYSTEM	Urban	JURISDICTION	Suffolk		OVERSIGHT	NFO
PROJECT	Nansemond Parkway Traffic Signal Upgrades				ADMIN BY	Locally
DESCRIPTION	FROM: Intersection of Bridge Road and Shoulders Hill Road TO: Intersection of Wilroy Road and Route 58					
ROUTE/STREET	NANSEMOND PARKWAY (0000)				TOTAL COST	\$1,401,969
	FUND SOURCE	MATCH	FY24	FY25	FY26	FY27
CN	Federal - CMAQ	(\$38,612)	(\$154,449)	\$0	\$0	\$0

MPO	Hampton Roads					
UPC NO	111036	SCOPE	Traffic Management/Engineering			
SYSTEM	Urban	JURISDICTION	Suffolk		OVERSIGHT	NFO
PROJECT	Suffolk Bypass/Godwin Blvd - Wilroy Road - Pruden Blvd IMR				ADMIN BY	Locally
DESCRIPTION	FROM: Wilroy Road Interchange TO: Pruden Boulevard Interchange (4.8000 MI)					
ROUTE/STREET	ROUTE 58 (0058)				TOTAL COST	\$2,000,000
	FUND SOURCE	MATCH	FY24	FY25	FY26	FY27
PE	Federal - RSTP	\$400,000	\$1,600,000	\$0	\$0	\$0

MPO	Hampton Roads					
UPC NO	121101	SCOPE	Reconstruction w/ Added Capacity			
SYSTEM	Urban	JURISDICTION	Suffolk		OVERSIGHT	NFO
PROJECT	SHOULDER'S HILL ROAD WIDENING, 2-4 LANES PHASE 3				ADMIN BY	Locally
DESCRIPTION	FROM: Bennett's Creek Park Road TO: Pughsville Road (0.7500 MI)					
ROUTE/STREET	SHOULDER'S HILL ROAD (0626)				TOTAL COST	\$15,715,793
	FUND SOURCE	MATCH	FY24	FY25	FY26	FY27
PE AC	Federal - AC OTHER	\$0	\$0	\$0	\$0	\$1,399,639

MPO	Hampton Roads					
UPC NO	121102	SCOPE	Reconstruction w/ Added Capacity			
SYSTEM	Urban	JURISDICTION	Suffolk		OVERSIGHT	NFO
PROJECT	SHOULDER'S HILL ROAD WIDENING, 2-4 LANES PHASE 2				ADMIN BY	Locally
DESCRIPTION	FROM: Laycock Lane TO: Bennett's Creek Park Road (0.6500 MI)					
ROUTE/STREET	SHOULDER'S HILL ROAD (0626)				TOTAL COST	\$9,603,344
	FUND SOURCE	MATCH	FY24	FY25	FY26	FY27
PE AC	Federal - AC OTHER	\$0	\$0	\$0	\$950,466	\$0



MPO	Hampton Roads					
UPC NO	102992	SCOPE	Facilities for Pedestrians and Bicycles			
SYSTEM	Urban	JURISDICTION	Suffolk		OVERSIGHT	NFO
PROJECT	Shoulders Hill Road Multi-Use Path				ADMIN BY	Locally
DESCRIPTION	FROM: Bennett's Creek Park Road TO: Weatherby Way/Belmont Blvd, 1090' South of Start Location (0.2500 MI)					
ROUTE/STREET	SHOULDERS HILL ROAD (0000)				TOTAL COST	\$649,781
	FUND SOURCE	MATCH	FY24	FY25	FY26	FY27
CN	Federal - CMAQ	\$100,956	\$403,825		\$0	\$0

MPO	Hampton Roads					
UPC NO	102994	SCOPE	Traffic Management/Engineering			
SYSTEM	Urban	JURISDICTION	Suffolk		OVERSIGHT	NFO
PROJECT	Suffolk Bypass ITS Improvements				ADMIN BY	Locally
DESCRIPTION	FROM: City of Chesapeake limits TO: Holland Road (11.6000 MI)					
ROUTE/STREET	SUFFOLK BYPASS (0058)				TOTAL COST	\$2,403,026
	FUND SOURCE	MATCH	FY24	FY25	FY26	FY27
PE	Federal - RSTP	\$200	\$800		\$0	\$0
CN	Federal - RSTP	\$104,262	\$417,047		\$0	\$0
CN AC	Federal - AC OTHER	\$0	\$65,717		\$0	\$0

MPO	Hampton Roads					
UPC NO	107057	SCOPE	Safety			
SYSTEM	Urban	JURISDICTION	Suffolk		OVERSIGHT	NFO
PROJECT	West End Suffolk Bypass Interchange IMR Study				ADMIN BY	Locally
DESCRIPTION	FROM: West end of Suffolk Bypass TO: Holland Road					
ROUTE/STREET	SUFFOLK BYPASS (0000)				TOTAL COST	\$43,814
	FUND SOURCE	MATCH	FY24	FY25	FY26	FY27
		\$0	\$0		\$0	\$0

MPO	Hampton Roads					
UPC NO	108984	SCOPE	Bridge Replacement w/o Added Capacity			
SYSTEM	Urban	JURISDICTION	Suffolk		OVERSIGHT	NFO
PROJECT	#SGR18LB - Speights Spillway Bridge Replacement				ADMIN BY	Locally
DESCRIPTION	FROM: Turlington Road TO: Turlington Road (0.1000 MI)					
ROUTE/STREET	TURLINGTON ROAD (0000)				TOTAL COST	\$2,128,000
	FUND SOURCE	MATCH	FY24	FY25	FY26	FY27
RW	Federal - RSTP	\$1,000	\$4,000		\$0	\$0
CN	Federal - RSTP	\$214,000	\$856,000		\$0	\$0
CN AC	Federal - AC OTHER	\$0	\$778,000		\$0	\$0

MPO	Hampton Roads					
UPC NO	115525	SCOPE	Facilities for Pedestrians and Bicycles			
SYSTEM	Urban	JURISDICTION	Suffolk		OVERSIGHT	NFO
PROJECT	#SMART20 Seaboard Coastline Trail Segment 1				ADMIN BY	Locally
DESCRIPTION	FROM: Moore Avenue TO: Suburban Drive (1.5000 MI)					
ROUTE/STREET	VARIOUS (U000)				TOTAL COST	\$4,223,089
	FUND SOURCE	MATCH	FY24	FY25	FY26	FY27
PE	Federal - STP/STBG	\$0	\$355,949	\$0	\$0	\$0
RW	Federal - STP/STBG	\$0	\$0	\$77,875	\$0	\$0
CN	Federal - STP/STBG	\$0	\$0	\$0	\$1,740,718	\$0
CN AC	Federal - AC OTHER	\$0	\$0	\$0	\$2,048,547	\$0

MPO	Hampton Roads					
UPC NO	119378	SCOPE	Reconstruction w/ Added Capacity			
SYSTEM	Urban	JURISDICTION	Suffolk		OVERSIGHT	NFO
PROJECT	WILROY ROAD AT PROGRESS ROAD INTERSECTION				ADMIN BY	Locally
DESCRIPTION	FROM: Wilroy Road/ Progress Road Intersection TO: Wilroy Road/Progress Road Intersection (0.0100 MI)					
ROUTE/STREET	WILROY ROAD (U000)				TOTAL COST	\$2,500,000
	FUND SOURCE	MATCH	FY24	FY25	FY26	FY27
PE	Federal - CMAQ	\$60,000	\$0	\$240,000	\$0	\$0

MPO	Hampton Roads					
UPC NO	103005	SCOPE	Reconstruction w/ Added Capacity			
SYSTEM	Urban	JURISDICTION	Virginia Beach	OVERSIGHT	NFO	
PROJECT	Centerville Turnpike Widening Phase 2			ADMIN BY	Locally	
DESCRIPTION	FROM: Kempsville Road TO: Indian River Road (1.8300 MI)					
PROGRAM NOTE	All funds obligated based on current allocations/estimate					
ROUTE/STREET	CENTERVILLE TURNPIKE (0000)			TOTAL COST	\$42,907,026	
	FUND SOURCE	MATCH	FY24	FY25	FY26	FY27
			\$0	\$0	\$0	\$0

MPO	Hampton Roads					
UPC NO	109381	SCOPE	Reconstruction w/ Added Capacity			
SYSTEM	Urban	JURISDICTION	Virginia Beach	OVERSIGHT	NFO	
PROJECT	#HB2.FY17 Centerville Turnpike - Phase III			ADMIN BY	Locally	
DESCRIPTION	FROM: .43 Mile South of Lynnhaven Parkway TO: .75 Mile North of Lynnhaven Parkway (1.1500 MI)					
ROUTE/STREET	CENTERVILLE TURNPIKE (U000)			TOTAL COST	\$44,597,954	
	FUND SOURCE	MATCH	FY24	FY25	FY26	FY27
PE	Federal - DEMO	\$0	\$731,023	\$0	\$0	\$0
RW	Federal - DEMO	\$0	\$5,268,977	\$0	\$0	\$0
RW AC	Federal - AC OTHER	\$0	\$1,453,121	\$0	\$0	\$0

MPO	Hampton Roads					
UPC NO	110803	SCOPE	Reconstruction w/ Added Capacity			
SYSTEM	Urban	JURISDICTION	Virginia Beach	OVERSIGHT	NFO	
PROJECT	#SMART18 - Cleveland Street Phase IV			ADMIN BY	Locally	
DESCRIPTION	FROM: Witchduck Road TO: Independence Boulevard (1.2000 MI)					
ROUTE/STREET	CLEVELAND STREET (U000)			TOTAL COST	\$24,347,000	
	FUND SOURCE	MATCH	FY24	FY25	FY26	FY27
RW	Federal - STP/STBG	\$0	\$3,943,900	\$0	\$0	\$0
RW AC	Federal - AC	\$0	\$2,109,657	\$0	\$0	\$0
	Federal - AC OTHER	\$0	\$2,679,443	\$0	\$0	\$0
RW AC		\$0	\$4,789,100	\$0	\$0	\$0
CN AC	Federal - AC OTHER	\$0	\$0	\$0	\$13,394,000	\$0

MPO	Hampton Roads					
UPC NO	110802	SCOPE	Reconstruction w/ Added Capacity			
SYSTEM	Urban	JURISDICTION	Virginia Beach	OVERSIGHT	NFO	
PROJECT	Dam Neck Road/Holland Road Intersection Improvements			ADMIN BY	Locally	
DESCRIPTION	FROM: Dam Neck TO: Holland Road					
ROUTE/STREET	DAM NECK ROAD (U000)			TOTAL COST	\$2,190,000	
	FUND SOURCE	MATCH	FY24	FY25	FY26	FY27
PE	Federal - CMAQ	\$36,000	\$144,000	\$0	\$0	\$0
RW	Federal - CMAQ	\$50,000	\$200,000	\$0	\$0	\$0
CN	Federal - CMAQ	\$352,000	\$1,408,000	\$0	\$0	\$0

MPO	Hampton Roads					
UPC NO	15828	SCOPE	New Construction Roadway			
SYSTEM	Urban	JURISDICTION	Virginia Beach	OVERSIGHT	NFO	
PROJECT	Elbow Road Phase 2B			ADMIN BY	Locally	
DESCRIPTION	FROM: Margaret Drive/Meadow Crest Way TO: Chesapeake City Line (1.2000 MI)					
ROUTE/STREET	ELBOW ROAD (U000)			TOTAL COST	\$51,283,300	
	FUND SOURCE	MATCH	FY24	FY25	FY26	FY27
PE	Federal - RSTP	\$206,800	\$827,201	\$0	\$0	\$0
RW	Federal - STP/STBG	(\$9,841)	(\$39,362)	\$0	\$0	\$0
CN	Federal - RSTP	\$1,185,986	\$4,743,943	\$0	\$0	\$0
	Other	\$9,000,000	\$9,000,000	\$0	\$0	\$0
CN TOTAL		\$10,185,986	\$13,743,943	\$0	\$0	\$0
CN AC	Federal - AC OTHER	\$0	\$13,950,371	\$0	\$0	\$0

MPO	Hampton Roads					
UPC NO	112317	SCOPE	New Construction Roadway			
SYSTEM	Urban	JURISDICTION	Virginia Beach	OVERSIGHT	NFO	
PROJECT	Elbow Road Phase 2C			ADMIN BY	Locally	
DESCRIPTION						
ROUTE/STREET	ELBOW ROAD (U000)			TOTAL COST	\$24,834,137	
	FUND SOURCE	MATCH	FY24	FY25	FY26	FY27
CN	Federal - HIP/F	\$687,418	\$2,749,670	\$0	\$0	\$0
	Federal - RSTP	\$4,179,410	\$16,717,640	\$0	\$0	\$0
CN TOTAL		\$4,866,828	\$19,467,310	\$0	\$0	\$0

MPO	Hampton Roads					
UPC NO	112318	SCOPE	New Construction Roadway			
SYSTEM	Urban	JURISDICTION	Virginia Beach	OVERSIGHT	NFO	
PROJECT	Elbow Road Phase 2D			ADMIN BY	Locally	
DESCRIPTION	FROM: Salem Road TO: Amphitheater West Parking Area (1.2000 MI)					
ROUTE/STREET	ELBOW ROAD/DAM NECK (U000)			TOTAL COST	\$27,273,632	
	FUND SOURCE	MATCH	FY24	FY25	FY26	FY27
PE	Federal - RSTP	\$358,800	\$1,435,200	\$0	\$0	\$0
RW	Federal - RSTP	\$650,000	\$0	\$0	\$2,600,000	\$0
CN	Federal - RSTP	\$2,507,547	\$0	\$0	\$0	\$10,030,186
CN AC	Federal - AC OTHER	\$0	\$0	\$0	\$0	\$9,691,899

MPO	Hampton Roads					
UPC NO	15827	SCOPE	Reconstruction w/ Added Capacity			
SYSTEM	Urban	JURISDICTION	Virginia Beach	OVERSIGHT	NFO	
PROJECT	HOLLAND ROAD - UPGRADE TO 4 LANES			ADMIN BY	VDOT	
DESCRIPTION	FROM: 0.207 MILE NORTH OF DAM NECK ROAD TO: 0.152 MILE SOUTH OF NIMMO PARKWAY (2.7200 MI)					
ROUTE/STREET	HOLLAND ROAD (U000)			TOTAL COST	\$68,272,339	
	FUND SOURCE	MATCH	FY24	FY25	FY26	FY27
PE	Federal - STP/STBG	\$59,098	\$236,392	\$0	\$0	\$0
RW	Federal - STP/STBG	\$0	\$5,555,074	\$0	\$0	\$0
RW AC	Federal - AC OTHER	\$0	\$1,705,767	\$0	\$0	\$0
CN AC	Federal - AC OTHER	\$0	\$8,780,497	\$0	\$0	\$0

MPO	Hampton Roads					
UPC NO	119222	SCOPE	Reconstruction w/ Added Capacity			
SYSTEM	Urban	JURISDICTION	Virginia Beach	OVERSIGHT	NFO	
PROJECT	#SMART22 HOLLAND ROAD PHASE 1			ADMIN BY	Locally	
DESCRIPTION	FROM: S Independence Blvd TO: S Plaza Trl (0.5700 MI)					
ROUTE/STREET	HOLLAND ROAD (0410)			TOTAL COST	\$24,510,485	
	FUND SOURCE	MATCH	FY24	FY25	FY26	FY27
PE AC	Federal - AC OTHER	\$0	\$0	\$3,411,683	\$0	\$0

MPO	Hampton Roads					
UPC NO	119265	SCOPE	Reconstruction w/o Added Capacity			
SYSTEM	Urban	JURISDICTION	Virginia Beach	OVERSIGHT	NFO	
PROJECT	HOLLAND ROAD PHASE II			ADMIN BY	Locally	
DESCRIPTION	FROM: S Plaza Trail TO: Rosemont Rd (1.3200 MI)					
ROUTE/STREET	HOLLAND ROAD			TOTAL COST	\$1,053,746	
	FUND SOURCE	MATCH	FY24	FY25	FY26	FY27
PE	Federal - CMAQ	\$35,103	\$0	\$0	\$140,413	\$0

MPO	Hampton Roads					
UPC NO	84366	SCOPE	Reconstruction w/o Added Capacity			
SYSTEM	Urban	JURISDICTION	Virginia Beach	OVERSIGHT	NFO	
PROJECT	Intersection Improvements - Indian River Rd & Kempsville Rd			ADMIN BY	Locally	
DESCRIPTION	FROM: Indian River Rd and Kempsville Rd Intersection Improvements TO: Indian River Rd and Kempsville Rd Intersection Improvements					
PROGRAM NOTE	All funds obligated based on current allocations/estimate					
ROUTE/STREET	INDIAN RIVER RD (U000)			TOTAL COST	\$23,109,458	
	FUND SOURCE	MATCH	FY24	FY25	FY26	FY27
RW	Federal - CMAQ	(\$21,440)	(\$85,760)		\$0	\$0

MPO	Hampton Roads					
UPC NO	15829	SCOPE	Reconstruction w/ Added Capacity			
SYSTEM	Urban	JURISDICTION	Virginia Beach	OVERSIGHT	NFO	
PROJECT	#HB2.FY17 INDIAN RIVER ROAD Ph 7A			ADMIN BY	Locally	
DESCRIPTION	FROM: LYNNHAVEN PARKWAY TO: ELBOW ROAD (2.2000 KM)					
PROGRAM NOTE	Includes \$4,644,769 GARVEE Debt Service Principal Prev, \$818,114 GARVEE Debt Service Principal FFY24, \$1,075,229 GARVEE Debt Service Principal FFY25, \$1,159,453 GARVEE Debt Service Principal FFY26, \$1,215,997 GARVEE Debt Service Principal FFY27. Total GARVEE Debt Service Principal \$17,474,612. Corresponding GARVEE Debt Service UPC 110386.					
ROUTE/STREET	INDIAN RIVER ROAD (U000)			TOTAL COST	\$54,465,000	
	FUND SOURCE	MATCH	FY24	FY25	FY26	FY27
PE AC	Federal - AC OTHER		\$0	\$1,335,097	\$0	\$0
RW	Federal - AC CONVERSION		\$0	\$0	\$1,075,229	\$1,159,453
	Federal - STP/STBG		\$0	\$818,114	\$0	\$0
RW TOTAL			\$0	\$818,114	\$1,075,229	\$1,159,453
RW AC	Federal - AC		\$0	\$4,587,129	\$0	\$0

MPO	Hampton Roads					
UPC NO	108959	SCOPE	Traffic Management/Engineering			
SYSTEM	Urban	JURISDICTION	Virginia Beach	OVERSIGHT	NFO	
PROJECT	Traffic Adaptive Corridor Implementation			ADMIN BY	Locally	
DESCRIPTION	FROM: Military Highway TO: Indian Lakes Boulevard (1.0000 MI)					
ROUTE/STREET	INDIAN RIVER ROAD (0407)			TOTAL COST	\$390,000	
	FUND SOURCE	MATCH	FY24	FY25	FY26	FY27
PE	Federal - CMAQ	\$9,000	\$36,000		\$0	\$0
CN	Federal - CMAQ	\$69,000	\$276,000		\$0	\$0

MPO	Hampton Roads					
UPC NO	110804	SCOPE	Reconstruction w/ Added Capacity			
SYSTEM	Urban	JURISDICTION	Virginia Beach	OVERSIGHT	NFO	
PROJECT	#SMART18 - Indian River Road Phase 7B			ADMIN BY	Locally	
DESCRIPTION	FROM: Lynnhaven Parkway TO: Elbow Road (2.2000 MI)					
ROUTE/STREET	INDIAN RIVER ROAD (U000)			TOTAL COST	\$11,430,000	
	FUND SOURCE	MATCH	FY24	FY25	FY26	FY27
RW AC	Federal - AC OTHER	\$0	\$710,000	\$0	\$0	\$0
CN AC	Federal - AC OTHER	\$0	\$9,860,000	\$0	\$0	\$0

MPO	Hampton Roads					
UPC NO	12546	SCOPE	Reconstruction w/ Added Capacity			
SYSTEM	Urban	JURISDICTION	Virginia Beach	OVERSIGHT	NFO	
PROJECT	#HB2.FY17 RTE 58 - WIDEN TO 6-LANE DIVIDED FACILITY			ADMIN BY	VDOT	
DESCRIPTION	FROM: 0.28 Miles WEST OF FIRST COLONIAL ROAD TO: 0.32 Miles EAST OF BIRDNECK ROAD (2.1000 MI)					
ROUTE/STREET	LASKIN ROAD (0058)			TOTAL COST	\$88,226,263	
	FUND SOURCE	MATCH	FY24	FY25	FY26	FY27
RW	Federal - NHS/NHPP	\$0	(\$49,477)	\$0	\$0	\$0
CN	Federal - NHS/NHPP	\$0	\$3,364,109	\$0	\$0	\$0
CN AC	Federal - AC OTHER	\$0	\$27,284,982	\$0	\$0	\$0

MPO	Hampton Roads					
UPC NO	111711	SCOPE	Reconstruction w/ Added Capacity			
SYSTEM	Urban	JURISDICTION	Virginia Beach	OVERSIGHT	NFO	
PROJECT	#SMART18 - Laskin Road Phase 1-A			ADMIN BY	VDOT	
DESCRIPTION	FROM: Republic Road TO: Fremac Drive (1.0000 MI)					
ROUTE/STREET	LASKIN ROAD (0058)			TOTAL COST	\$61,788,325	
	FUND SOURCE	MATCH	FY24	FY25	FY26	FY27
PE AC	Federal - AC OTHER	\$0	\$2,557	\$0	\$0	\$0
RW AC	Federal - AC OTHER	\$0	\$4,992,976	\$0	\$0	\$0
CN AC	Federal - AC OTHER	\$0	\$27,938,101	\$0	\$0	\$0

MPO	Hampton Roads					
UPC NO	119275	SCOPE	Reconstruction w/ Added Capacity			
SYSTEM	Urban	JURISDICTION	Virginia Beach	OVERSIGHT	NFO	
PROJECT	LASKIN ROAD PHASE III			ADMIN BY	Locally	
DESCRIPTION	FROM: west of Phillips Ave. TO: Republic Rd (0.7000 MI)					
ROUTE/STREET	LASKIN ROAD (0058)			TOTAL COST	\$31,503,154	
	FUND SOURCE	MATCH	FY24	FY25	FY26	FY27
PE	Federal - RSTP	\$733,800	\$0	\$0	\$2,935,200	\$0

MPO	Hampton Roads					
UPC NO	115371	SCOPE	Traffic Management/Engineering			
SYSTEM	Urban	JURISDICTION	Virginia Beach	OVERSIGHT	NFO	
PROJECT	N. Great Neck/London Bridge & Virginia Beach Blvd Int Improv			ADMIN BY	Locally	
DESCRIPTION	FROM: London Bridge Rd TO: Virginia Beach Blvd					
ROUTE/STREET	N. GREAT NECK RD. (0058)			TOTAL COST	\$2,157,100	
	FUND SOURCE	MATCH	FY24	FY25	FY26	FY27
PE	Federal - CMAQ	\$58,579	\$234,317	\$0	\$0	\$0
CN	Federal - AC CONVERSION	\$80,000	\$0	\$0	\$0	\$320,000
	Federal - CMAQ	\$292,841	\$0	\$0	\$1,171,363	\$0
CN TOTAL		\$372,841	\$0	\$0	\$1,171,363	\$320,000
CN AC	Federal - AC	\$80,000	\$0	\$0	\$320,000	\$0

MPO	Hampton Roads					
UPC NO	115543	SCOPE	New Construction Roadway			
SYSTEM	Urban	JURISDICTION	Virginia Beach	OVERSIGHT	NFO	
PROJECT	Nimmo Parkway Phase VII B			ADMIN BY	Locally	
DESCRIPTION	FROM: Albuquerque Drive TO: Western terminus of Sandbridge Road (1.6000 MI)					
ROUTE/STREET	NIMMO PARKWAY (0000)			TOTAL COST	\$45,552,800	
	FUND SOURCE	MATCH	FY24	FY25	FY26	FY27
PE	Federal - AC CONVERSION	\$546,900	\$0	\$2,187,600	\$0	\$0
	Federal - RSTP	\$100,000	\$400,000	\$0	\$0	\$0
PE TOTAL		\$646,900	\$400,000	\$2,187,600	\$0	\$0
PE AC	Federal - AC	\$546,900	\$2,187,600	\$0	\$0	\$0
RW	Federal - RSTP	\$809,000	\$0	\$0	\$3,236,000	\$0

MPO	Hampton Roads					
UPC NO	119234	SCOPE	Reconstruction w/o Added Capacity			
SYSTEM	Urban	JURISDICTION	Virginia Beach	OVERSIGHT	NFO	
PROJECT	#SMART22 NORTHAMPTON BLVD/DIAMOND SPRINGS INT. IMPROVEMENTS			ADMIN BY	Locally	
DESCRIPTION	FROM: Northampton Blvd TO: Diamond Springs Rd (0.2200 MI)					
ROUTE/STREET	NORTHAMPTON BOULEVARD (0013)			TOTAL COST	\$13,431,136	
	FUND SOURCE	MATCH	FY24	FY25	FY26	FY27
PE	Federal - NHS/NHPP	\$0	\$0	\$1,508,853	\$0	\$0

MPO	Hampton Roads					
UPC NO	113468	SCOPE	Facilities for Pedestrians and Bicycles			
SYSTEM	Urban	JURISDICTION	Virginia Beach	OVERSIGHT	NFO	
PROJECT	Parliament Drive Sidewalk Phase II			ADMIN BY	Locally	
DESCRIPTION	FROM: Green Kemp Road TO: Arrowhead Plaza Shopping Center (0.2000 MI)					
PROGRAM NOTE	All funds obligated based on current allocations/estimate					
ROUTE/STREET	PARLIAMENT DRIVE (0000)			TOTAL COST	\$2,484,610	
	FUND SOURCE	MATCH	FY24	FY25	FY26	FY27
		\$0	\$0	\$0	\$0	\$0



MPO	Hampton Roads					
UPC NO	105623	SCOPE	Reconstruction w/ Added Capacity			
SYSTEM	Urban	JURISDICTION	Virginia Beach		OVERSIGHT	NFO
PROJECT	Rosemont Road				ADMIN BY	Locally
DESCRIPTION	FROM: Lynnhaven Parkway TO: Dam Neck Road (1.5000 MI)					
ROUTE/STREET	ROSEMONT ROAD (0000)				TOTAL COST	\$18,541,000
	FUND SOURCE	MATCH	FY24	FY25	FY26	FY27
		\$0	\$0	\$0	\$0	\$0

MPO	Hampton Roads					
UPC NO	108966	SCOPE	Traffic Management/Engineering			
SYSTEM	Urban	JURISDICTION	Virginia Beach		OVERSIGHT	NFO
PROJECT	Rosemont Rd/South Plaza Trail Intersection Improvements				ADMIN BY	Locally
DESCRIPTION	FROM: Rosemont Road TO: S. Plaza Trail					
ROUTE/STREET	ROSEMONT ROAD (0411)				TOTAL COST	\$1,025,000
	FUND SOURCE	MATCH	FY24	FY25	FY26	FY27
PE	Federal - CMAQ	\$30,000	\$120,000	\$0	\$0	\$0
RW	Federal - CMAQ	\$12,000	\$48,000	\$0	\$0	\$0
CN	Federal - CMAQ	\$160,000	\$0	\$640,000	\$0	\$0
CN AC	Federal - AC OTHER	\$0	\$0	\$15,000	\$0	\$0

MPO	Hampton Roads					
UPC NO	119231	SCOPE	Reconstruction w/o Added Capacity			
SYSTEM	Urban	JURISDICTION	Virginia Beach		OVERSIGHT	NFO
PROJECT	#SMART22 INDEPENDENCE BLVD/EDWIN DRIVE INTS. IMPROVEMENTS				ADMIN BY	Locally
DESCRIPTION	FROM: Independence Blvd TO: Edwin Dr (0.4000 MI)					
ROUTE/STREET	S. INDEPENDENCE BLVD (0225)				TOTAL COST	\$14,592,026
	FUND SOURCE	MATCH	FY24	FY25	FY26	FY27
PE	Federal - AC CONVERSION	\$0	\$0	\$0	\$1,349,780	\$0
PE AC	Federal - AC	\$0	\$0	\$1,349,780	\$0	\$0

MPO	Hampton Roads					
UPC NO	110386	SCOPE				
SYSTEM	Urban	JURISDICTION	Virginia Beach		OVERSIGHT	NFO
PROJECT	#HB2.FY17 INDIAN RIVER RD Ph 7A GARVEE DEBT SERVICE				ADMIN BY	VDOT
DESCRIPTION						
PROGRAM NOTE	Includes \$3,571,696 GARVEE Debt Service Int Prev, \$381,391 GARVEE Debt Service Int FFY24, \$523,030 GARVEE Debt Service Int FFY25, \$497,077 GARVEE Debt Service Int FFY26, \$440,342 GARVEE Debt Service Int FFY27, \$1,719,854 GARVEE Debt Service Int FFY28-39. Total GARVEE Debt Service Int \$7,133,390. Corresponding CN UPC 15829					
ROUTE/STREET	U000				TOTAL COST	\$15,659,978
	FUND SOURCE	MATCH	FY24	FY25	FY26	FY27
		\$0	\$0	\$0	\$0	\$0

MPO	Hampton Roads					
UPC NO	107064	SCOPE	Facilities for Pedestrians and Bicycles			
SYSTEM	Urban	JURISDICTION	Virginia Beach	OVERSIGHT	NFO	
PROJECT	Bus Stop Infrastructure and Accessibility Improvements			ADMIN BY	Locally	
DESCRIPTION	FROM: Various TO: Various					
ROUTE/STREET	VARIOUS (U000)			TOTAL COST	\$398,969	
	FUND SOURCE	MATCH	FY24	FY25	FY26	FY27
PE	Federal - RSTP	\$16,000	\$64,000		\$0	\$0
CN	Federal - RSTP	\$47,394	\$189,575		\$0	\$0

MPO	Hampton Roads					
UPC NO	108955	SCOPE	Traffic Management/Engineering			
SYSTEM	Urban	JURISDICTION	Virginia Beach	OVERSIGHT	NFO	
PROJECT	Corridor Retiming - Kempsville Rd & Newtown Area			ADMIN BY	Locally	
DESCRIPTION	FROM: Kempsville Road TO: Newtown Road					
ROUTE/STREET	VARIOUS (U000)			TOTAL COST	\$521,180	
	FUND SOURCE	MATCH	FY24	FY25	FY26	FY27
PE	Federal - CMAQ	\$104,236	\$416,944		\$0	\$0

MPO	Hampton Roads					
UPC NO	119280	SCOPE	Traffic Management/Engineering			
SYSTEM	Urban	JURISDICTION	Virginia Beach	OVERSIGHT	NFO	
PROJECT	VIRGINIA BEACH TRAFFIC SIGNAL SYSTEM RETIMING			ADMIN BY	Locally	
DESCRIPTION	FROM: Various TO: Various					
ROUTE/STREET	VARIOUS (0000)			TOTAL COST	\$663,000	
	FUND SOURCE	MATCH	FY24	FY25	FY26	FY27
PE	Federal - CMAQ	\$132,600	\$0	\$0	\$530,400	\$0

MPO	Hampton Roads					
UPC NO	113818	SCOPE	Traffic Management/Engineering			
SYSTEM	Urban	JURISDICTION	Virginia Beach	OVERSIGHT	NFO	
PROJECT	Regional EVP (Opticom) Project - Virginia Beach			ADMIN BY	Locally	
DESCRIPTION	FROM: Various TO: Various					
ROUTE/STREET	VARIOUS INTERSECTIONS (9999)			TOTAL COST	\$223,135	
	FUND SOURCE	MATCH	FY24	FY25	FY26	FY27
CN	Other	\$0	\$19,135	\$0	\$0	\$0

MPO	Hampton Roads					
UPC NO	113469	SCOPE	Facilities for Pedestrians and Bicycles			
SYSTEM	Urban	JURISDICTION	Virginia Beach		OVERSIGHT	NFO
PROJECT	Violet Bank Trail				ADMIN BY	Locally
DESCRIPTION	FROM: Kittery Drive TO: Selwood Drive (0.6000 MI)					
PROGRAM NOTE	All funds obligated based on current allocations/estimate					
ROUTE/STREET	VIOLET BANK DRIVE (0000)				TOTAL COST	\$2,002,460
	FUND SOURCE	MATCH	FY24	FY25	FY26	FY27
			\$0	\$0	\$0	\$0

MPO	Hampton Roads					
UPC NO	91334	SCOPE	Environmental Only			
SYSTEM	Urban	JURISDICTION	Virginia Beach		OVERSIGHT	NFO
PROJECT	Design and Build the Nimmo Pkwy Wetland Mitigation Site				ADMIN BY	VDOT
DESCRIPTION	FROM: East Bank of West Neck Creek TO: West Neck Road					
PROGRAM NOTE	All funding obligated based on current allocations/estimate. Waiting Financial Closure					
ROUTE/STREET	WEST NECK ROAD (0000)				TOTAL COST	\$1,337,501
	FUND SOURCE	MATCH	FY24	FY25	FY26	FY27
			\$0	\$0	\$0	\$0

MPO	Hampton Roads					
UPC NO	55202	SCOPE	Reconstruction w/ Added Capacity			
SYSTEM	Urban	JURISDICTION	Virginia Beach		OVERSIGHT	NFO
PROJECT	WITCH DUCK ROAD - 6 LANES				ADMIN BY	Locally
DESCRIPTION	FROM: I-264 TO: VIRGINIA BEACH BLVD (0.7000 MI)					
PROGRAM NOTE	All funds obligated based on current allocations/estimate					
ROUTE/STREET	WITCH DUCK ROAD (U000)				TOTAL COST	\$57,694,158
	FUND SOURCE	MATCH	FY24	FY25	FY26	FY27
PE	Other		\$0	\$132,126	\$0	\$0

MPO	Hampton Roads					
UPC NO	111018	SCOPE	Reconstruction w/ Added Capacity			
SYSTEM	Urban	JURISDICTION	Williamsburg		OVERSIGHT	NFO
PROJECT	#SMART18 - IRONBOUND ROAD IMPROVEMENTS - PHASE 2				ADMIN BY	Locally
DESCRIPTION	FROM: Treyburn Rd. TO: Richmond Rd. (0.5000 MI)					
ROUTE/STREET	IRONBOUND RD (UR-7081) (7081)				TOTAL COST	\$1,922,700
	FUND SOURCE	MATCH	FY24	FY25	FY26	FY27
RW AC	Federal - AC OTHER		\$0	\$469,000	\$0	\$0
CN AC	Federal - AC OTHER		\$0	\$0	\$1,143,600	\$0

MPO	Hampton Roads					
UPC NO	111020	SCOPE	Reconstruction w/ Added Capacity			
SYSTEM	Urban	JURISDICTION	Williamsburg		OVERSIGHT	NFO
PROJECT	#SMART18 - IRONBOUND ROAD IMPROVEMENTS - PHASE 3				ADMIN BY	Locally
DESCRIPTION	FROM: Treyburn Drive TO: DePue Drive (1.0000 MI)					
ROUTE/STREET	IRONBOUND RD (UR-7081) (7081)				TOTAL COST	\$3,312,400
	FUND SOURCE	MATCH	FY24	FY25	FY26	FY27
RW AC	Federal - AC OTHER	\$0	\$1,117,100	\$0	\$0	\$0
CN AC	Federal - AC OTHER	\$0	\$1,743,700	\$0	\$0	\$0

MPO	Hampton Roads					
UPC NO	119279	SCOPE	Other			
SYSTEM	Urban	JURISDICTION	York County		OVERSIGHT	NFO
PROJECT	YORK COUNTY ROADWAY NEEDS ASSESSMENT				ADMIN BY	Locally
DESCRIPTION	FROM: Main Street TO: Alexander Hamilton Blvd					
ROUTE/STREET	BALLARD STREET (0000)				TOTAL COST	\$600,000
	FUND SOURCE	MATCH	FY24	FY25	FY26	FY27
PE	Federal - RSTP	\$120,000	\$0	\$0	\$0	\$480,000

### Hampton Roads District Enhancement Projects

MPO	Hampton Roads					
UPC NO	117102	SCOPE	Facilities for Pedestrians and Bicycles			
SYSTEM	Enhancement	JURISDICTION	Hampton		OVERSIGHT	NFO
PROJECT	Old Buckroe Rd Pedestrian Improvements				ADMIN BY	Locally
DESCRIPTION	FROM: Pembroke Avenue TO: Fox Hill Road/Silver Isles Boulevard (1.3700 MI)					
ROUTE/STREET	OLD BUCKROE ROAD				TOTAL COST	\$1,570,969
	FUND SOURCE	MATCH	FY24	FY25	FY26	FY27
RW	Federal - TAP/F	\$58,494	\$233,975	\$0	\$0	\$0

MPO	Hampton Roads					
UPC NO	117119	SCOPE	Facilities for Pedestrians and Bicycles			
SYSTEM	Enhancement	JURISDICTION	Virginia Beach		OVERSIGHT	NFO
PROJECT	Parliament Drive Sidewalk Phase I				ADMIN BY	Locally
DESCRIPTION	FROM: Coventry Road TO: Green Kemp Road (0.2500 MI)					
ROUTE/STREET	PARLIAMENT DRIVE				TOTAL COST	\$1,083,386
	FUND SOURCE	MATCH	FY24	FY25	FY26	FY27
		\$0	\$0	\$0	\$0	\$0

MPO	Hampton Roads					
UPC NO	121110	SCOPE	Facilities for Pedestrians and Bicycles			
SYSTEM	Enhancement	JURISDICTION	Newport News		OVERSIGHT	NFO
PROJECT	BOAT MUP WARWICK, ELMHURST, & YORKTOWN				ADMIN BY	Locally
DESCRIPTION	FROM: Existing Bike Trail in Newport News Park TO: Chelsea Place & Yorktown Road					
ROUTE/STREET	0060				TOTAL COST	\$2,909,000
	FUND SOURCE	MATCH	FY24	FY25	FY26	FY27
PE	Federal - TAP/F	\$80,600	\$322,400	\$0	\$0	\$0
RW	Federal - TAP/F	\$114,800	\$0	\$459,200	\$0	\$0
CN	Federal - TAP/F	\$4,600	\$0	\$0	\$18,400	\$0
	Other	\$0	\$0	\$0	\$1,909,000	\$0
CN TOTAL		\$4,600	\$0	\$0	\$1,927,400	\$0

MPO	Hampton Roads					
UPC NO	121108	SCOPE	Facilities for Pedestrians and Bicycles			
SYSTEM	Enhancement	JURISDICTION	Newport News		OVERSIGHT	NFO
PROJECT	BOAT TRAIL MUP YORKTOWN RD TO NEWPORT NEWS PARK				ADMIN BY	Locally
DESCRIPTION	FROM: Existing Bike Trail in Newport News Park TO: Chelsea Place & Yorktown Rd					
ROUTE/STREET	0238				TOTAL COST	\$4,291,000
	FUND SOURCE	MATCH	FY24	FY25	FY26	FY27
PE	Federal - TAP/F	\$135,600	\$542,400	\$0	\$0	\$0
RW	Federal - TAP/F	\$49,200	\$0	\$196,800	\$0	\$0
CN	Federal - TAP/F	\$15,200	\$0	\$0	\$60,800	\$0
	Other	\$0	\$0	\$0	\$3,291,000	\$0
CN TOTAL		\$15,200	\$0	\$0	\$3,351,800	\$0

MPO	Hampton Roads					
UPC NO	121109	SCOPE	Preservation of Abandoned Railway Corridors			
SYSTEM	Enhancement	JURISDICTION	Suffolk		OVERSIGHT	NFO
PROJECT	SEABOARD COASTLINE TRAIL PHASE 3B				ADMIN BY	Locally
DESCRIPTION	FROM: Nansemond Parkway TO: Pine Tree Way/Cherry Blossom Dr (1.5000 MI)					
ROUTE/STREET	SEABOARD COASTLINE TRAIL (0337)				TOTAL COST	\$2,270,200
	FUND SOURCE	MATCH	FY24	FY25	FY26	FY27
PE	Federal - TAP/F	\$92,010	\$368,038	\$0	\$0	\$0
RW	Federal - TAP/F	\$7,907	\$0	\$0	\$31,626	\$0
CN	Federal - TAP/F	\$263,316	\$0	\$0	\$1,053,263	\$0
CN AC	Federal - AC OTHER	\$0	\$0	\$0	\$454,040	\$0

MPO	Hampton Roads					
UPC NO	122177	SCOPE	Facilities for Pedestrians and Bicycles			
SYSTEM	Enhancement	JURISDICTION	Williamsburg		OVERSIGHT	NFO
PROJECT	COLLEGE WOODS CIRCUIT - PH 2				ADMIN BY	Locally
DESCRIPTION	FROM: Ironbound Road TO: Berkeley Lane					
ROUTE/STREET	STRAWBERRY PLAINS RD (0616)				TOTAL COST	\$2,277,199
	FUND SOURCE	MATCH	FY24	FY25	FY26	FY27
PE	Federal - TAP/F	\$36,141	\$144,564	\$0	\$0	\$0
RW	Federal - TAP/F	\$27,389	\$0	\$109,555	\$0	\$0

MPO	Hampton Roads					
UPC NO	121107	SCOPE	Facilities for Pedestrians and Bicycles			
SYSTEM	Enhancement	JURISDICTION	Chesapeake	OVERSIGHT	NFO	
PROJECT	CHESAPEAKE TRAIL PH3 - TAYLOR TO SUFFOLK			ADMIN BY	Locally	
DESCRIPTION	FROM: Suffolk City Line TO: Taylor Road (1.0000 MI)					
ROUTE/STREET	CHESAPEAKE TRAIL (0953)			TOTAL COST	\$2,610,282	
	FUND SOURCE	MATCH	FY24	FY25	FY26	FY27
RW	Federal - TAP/F	\$37,120	\$0	\$148,479	\$0	\$0
	Other	\$0	\$0	\$102,414	\$0	\$0
RW TOTAL		\$37,120	\$0	\$250,893	\$0	\$0
CN	Other	\$0	\$0	\$0	\$2,101,408	\$0

MPO	Hampton Roads					
UPC NO	121105	SCOPE	Facilities for Pedestrians and Bicycles			
SYSTEM	Enhancement	JURISDICTION	Newport News	OVERSIGHT	NFO	
PROJECT	WASHINGTON AVE & 25TH PED IMPROVEMENTS			ADMIN BY	Locally	
DESCRIPTION	FROM: 28th St at Washington St TO: 25th St from West Ave to Huntington Ave					
ROUTE/STREET	1032			TOTAL COST	\$2,238,000	
	FUND SOURCE	MATCH	FY24	FY25	FY26	FY27
PE	Federal - TAP/F	\$23,600	\$94,400	\$0	\$0	\$0
RW	Federal - TAP/F	\$5,000	\$0	\$0	\$20,000	\$0
CN	Federal - TAP/F	\$171,400	\$0	\$0	\$0	\$685,600
CN AC	Federal - AC OTHER	\$0	\$0	\$0	\$0	\$1,238,000

MPO	Hampton Roads					
UPC NO	121184	SCOPE	Safety and Education of Pedestrians /Bicyclists			
SYSTEM	Enhancement	JURISDICTION	James City County	OVERSIGHT	NFO	
PROJECT	WILLIAMSBURG JCC SRTS PROGRAM COORDINATOR			ADMIN BY	Locally	
DESCRIPTION	FROM: VARIOUS TO: VARIOUS					
ROUTE/STREET	9999			TOTAL COST	\$168,125	
	FUND SOURCE	MATCH	FY24	FY25	FY26	FY27
PE	Federal - TAP/F	\$33,625	\$134,500	\$0	\$0	\$0

		Hampton Roads				
		101794	Facilities for Pedestrians and Bicycles			
		Enhancement	Isle of Wight County			NFO
		Construction of a pedestrian/bicycle trail				Locally
		FROM: Battery Park Road TO: Nike District Park (1.8000 MI)				
		Waiting Financial Closure				
		NIKE PARK ROAD (EN08)				\$5,775,843
RW AC	Federal - AC OTHER	\$0	\$25,943	\$0	\$0	\$0
CN	Other	\$1,314,437	\$1,314,437	\$0	\$0	\$0
CN AC	Federal - AC OTHER	\$0	\$1,462,615	\$0	\$0	\$0

MPO	Hampton Roads					
UPC NO	107956	SCOPE	Facilities for Pedestrians and Bicycles			
SYSTEM	Enhancement	JURISDICTION	Virginia Beach	OVERSIGHT	NFO	
PROJECT	Thalia Creek Greenway Phase III			ADMIN BY	Locally	
DESCRIPTION	FROM: 1 TO: 2					
	All funds obligated based on current allocations/estimate					
ROUTE/STREET	VARIOUS (EN12)			TOTAL COST	\$2,796,197	
	FUND SOURCE	MATCH	FY24	FY25	FY26	FY27
			\$0	\$0	\$0	\$0

MPO	Hampton Roads					
UPC NO	106157	Facilities for Pedestrians and Bicycles				
SYSTEM	Enhancement	Portsmouth		NFO		
	Portsmouth Rail to Trail			Locally		
	FROM: Portsmouth/Chesapeake city limits TO: intersection of West Norfolk Road with Old Coast Guard Blvd (1.8100 MI)					
PROGRAM NOTE	All funds obligated based on current allocations/estimate					
ROUTE/STREET	EN14			TOTAL COST	\$2,951,621	
	FUND SOURCE	MATCH	FY24	FY25	FY26	FY27
			\$0	\$0	\$0	\$0



MPO	Hampton Roads					
UPC NO	107665	SCOPE	Safety			
SYSTEM	Enhancement	JURISDICTION	Multi-jurisdictional: Hampton Roads MPO		OVERSIGHT	NFO
PROJECT	Bus Stop Infrastructure and Accessibility Improvements - HRT				ADMIN BY	Locally
DESCRIPTION						
ROUTE/STREET	EN15				TOTAL COST	\$350,000
	FUND SOURCE	MATCH	FY24	FY25	FY26	FY27
PE	Federal - TAP/F	\$8,000	\$32,000		\$0	\$0
CN	Federal - TAP/F	\$62,000	\$248,000		\$0	\$0

MPO	Hampton Roads					
UPC NO	109059	SCOPE	Facilities for Pedestrians and Bicycles			
SYSTEM	Enhancement	JURISDICTION	Newport News		OVERSIGHT	NFO
PROJECT	Washington Ave Streetscape and Pedestrian Improvements				ADMIN BY	Locally
DESCRIPTION	FROM: 28th Street TO: 34th Street					
PROGRAM NOTE	All funds obligated based on current allocations/estimate					
ROUTE/STREET	EN16				TOTAL COST	\$1,395,737
	FUND SOURCE	MATCH	FY24	FY25	FY26	FY27
		\$0	\$0		\$0	\$0

MPO	Hampton Roads					
UPC NO	111308	SCOPE	Facilities for Pedestrians and Bicycles			
SYSTEM	Enhancement	JURISDICTION	Virginia Beach		OVERSIGHT	NFO
PROJECT	Foxfire Pedestrian Trail - Ph 1				ADMIN BY	Locally
DESCRIPTION	FROM: North Landing Road TO: Foxfire Park/Esplanade Drive (1.0000 MI)					
ROUTE/STREET	FOXFIRE TRAIL (EN17)				TOTAL COST	\$1,228,530
	FUND SOURCE	MATCH	FY24	FY25	FY26	FY27
		\$0	\$0		\$0	\$0

MPO	Hampton Roads					
UPC NO	121111	SCOPE	Facilities for Pedestrians and Bicycles			
SYSTEM	Enhancement	JURISDICTION	Newport News		OVERSIGHT	NFO
PROJECT	CNI-BATES DRIVE MULTI-USE PATH				ADMIN BY	Locally
DESCRIPTION	FROM: King-Lincoln Park TO: 18th Street and Jefferson Ave					
ROUTE/STREET	EN22				TOTAL COST	\$3,223,000
	FUND SOURCE	MATCH	FY24	FY25	FY26	FY27
PE	Federal - TAP/F	\$103,000	\$412,000		\$0	\$0
RW	Federal - TAP/F	\$13,200	\$0		\$52,800	\$0
CN	Federal - TAP/F	\$36,760	\$0		\$0	\$147,040
	Other	\$0	\$0		\$0	\$2,458,200
CN TOTAL		\$36,760	\$0		\$0	\$2,605,240

MPO	Hampton Roads					
UPC NO	121183	SCOPE	Safety and Education of Pedestrians /Bicyclists			
SYSTEM	Enhancement	JURISDICTION	Newport News		OVERSIGHT	NFO
PROJECT	NEWPORT NEWS SRTS PROGRAM COORDINATOR				ADMIN BY	Locally
DESCRIPTION	FROM: VARIOUS TO: VARIOUS					
ROUTE/STREET	EN22				TOTAL COST	\$273,750
	FUND SOURCE	MATCH	FY24	FY25	FY26	FY27
PE	Federal - TAP/F	\$54,750	\$219,000	\$0	\$0	\$0

MPO	Hampton Roads					
UPC NO	121630	SCOPE	Rehabilitation of Historic Bldgs/Facilities			
SYSTEM	Enhancement	JURISDICTION	Virginia Beach		OVERSIGHT	NFO
PROJECT	CAPE HENRY LIGHTHOUSE RESTORATION-APP ID 8130				ADMIN BY	Locally
DESCRIPTION	FROM: 583 Atlantic Avenue TO: 583 Atlantic Avenue					
ROUTE/STREET	EN22				TOTAL COST	\$1,918,119
	FUND SOURCE	MATCH	FY24	FY25	FY26	FY27
PE	Federal - TAP/F	\$66,349	\$265,394	\$0	\$0	\$0
CN	Federal - TAP/F	\$240,551	\$0	\$0	\$962,202	\$0
CN AC	Federal - AC OTHER	\$0	\$0	\$0	\$383,624	\$0

Hampton Roads District  
**Miscellaneous  
Projects**

MPO	NonMPO					
UPC NO	T19178	SCOPE				
SYSTEM	Miscellaneous	JURISDICTION	Hampton Roads District-wide	OVERSIGHT	NFO	
PROJECT	CN: RAIL			ADMIN BY	VDOT	
DESCRIPTION						
ROUTE/STREET	0000			TOTAL COST		
	FUND SOURCE	MATCH	FY24	FY25	FY26	FY27
		\$0	\$0	\$0	\$0	\$0

MPO	Hampton Roads					
UPC NO	103928	SCOPE	Environmental Only			
SYSTEM	Miscellaneous	JURISDICTION	Hampton Roads District-wide	OVERSIGHT	NFO	
PROJECT	Green Operator Truck Replacement			ADMIN BY	Locally	
DESCRIPTION	FROM: N/A TO: N/A					
ROUTE/STREET	N/A (0000)			TOTAL COST	\$5,042,249	
	FUND SOURCE	MATCH	FY24	FY25	FY26	FY27
		\$0	\$0	\$0	\$0	\$0

MPO	Hampton Roads					
UPC NO	105492	SCOPE	Other			
SYSTEM	Miscellaneous	JURISDICTION	Hampton Roads District-wide	OVERSIGHT	NFO	
PROJECT	Regional Transportation Operations Strategic Plan			ADMIN BY	Other	
DESCRIPTION	FROM: Various Locations TO: Various Locations					
ROUTE/STREET	0000			TOTAL COST	\$400,000	
	FUND SOURCE	MATCH	FY24	FY25	FY26	FY27
		\$0	\$0	\$0	\$0	\$0

MPO	Hampton Roads					
UPC NO	103004	SCOPE	Traffic Management/Engineering			
SYSTEM	Miscellaneous	JURISDICTION	Multi-jurisdictional: Hampton Roads MPO	OVERSIGHT	NFO	
PROJECT	Regional Traffic Signal Upgrades			ADMIN BY	Locally	
DESCRIPTION	FROM: Various TO: Various					
ROUTE/STREET	VARIOUS (0000)			TOTAL COST	\$133,000	
	FUND SOURCE	MATCH	FY24	FY25	FY26	FY27
PE	Federal - RSTP	\$26,600	\$106,400	\$0	\$0	\$0

MPO	Hampton Roads					
UPC NO	121735	SCOPE	Environmental Only			
SYSTEM	Miscellaneous	JURISDICTION	Chesapeake	OVERSIGHT	NFO	
PROJECT	DISMAL SWAMP ENVIRONMENTAL AND ACCESS STUDY			ADMIN BY	Locally	
DESCRIPTION	FROM: Dismal Swamp TO: Dismal Swamp					
PROGRAM NOTE	All funds obligated based on current allocations/estimate					
ROUTE/STREET	0017			TOTAL COST	\$200,000	
	FUND SOURCE	MATCH	FY24	FY25	FY26	FY27
			\$0	\$0	\$0	\$0

MPO	Hampton Roads					
UPC NO	119274	SCOPE	Transit			
SYSTEM	Miscellaneous	JURISDICTION	Suffolk	OVERSIGHT	NFO	
PROJECT	#SMART22 COLLEGE DRIVE BUS PULLOUT			ADMIN BY	VDOT	
DESCRIPTION	FROM: University Boulevard TO: 0.04 M north of University Boulevard (0.0400 MI)					
ROUTE/STREET	0135			TOTAL COST	\$871,930	
	FUND SOURCE	MATCH	FY24	FY25	FY26	FY27
PE AC	Federal - AC OTHER			\$0	\$164,846	\$0
RW AC	Federal - AC OTHER			\$0	\$0	\$35,465

MPO	Hampton Roads					
UPC NO	109409	SCOPE	Preliminary Engineering			
SYSTEM	Miscellaneous	JURISDICTION	Norfolk	OVERSIGHT	NFO	
PROJECT	Port of Virginia - ITS Masterplan for Hampton Roads			ADMIN BY	Locally	
DESCRIPTION	FROM: Various Port Facilities TO: Various Port Facilities					
ROUTE/STREET	4 PORT FACILITIES (0406)			TOTAL COST	\$350,000	
	FUND SOURCE	MATCH	FY24	FY25	FY26	FY27
			\$0	\$0	\$0	\$0

MPO	Hampton Roads					
UPC NO	119214	SCOPE	Other			
SYSTEM	Miscellaneous	JURISDICTION	Portsmouth	OVERSIGHT	NFO	
PROJECT	#SMART22 GREENWOOD PARK & RIDE LOT			ADMIN BY	VDOT	
DESCRIPTION	FROM: At 4690 Greenwood Drive TO: At 4690 Greenwood Drive					
ROUTE/STREET	GREENWOOD DRIVE (8540)			TOTAL COST	\$6,407,605	
	FUND SOURCE	MATCH	FY24	FY25	FY26	FY27
PE AC	Federal - AC OTHER		\$0	\$0	\$555,283	\$0

MPO	Multiple MPOs					
UPC NO	T20741	SCOPE				
SYSTEM	Miscellaneous	JURISDICTION	Statewide	OVERSIGHT	NFO	
PROJECT	VEHICLE FUEL CONVERSION PROGRAM MARKETING			ADMIN BY	Other	
DESCRIPTION						
ROUTE/STREET	9999			TOTAL COST	\$360,000	
	FUND SOURCE	MATCH	FY24	FY25	FY26	FY27
CN	Federal - CMAQ	\$72,000	\$288,000	\$0	\$0	\$0

MPO	Multiple MPOs					
UPC NO	T11802	SCOPE	Other			
SYSTEM	Miscellaneous	JURISDICTION	Statewide	OVERSIGHT	FO	
PROJECT	Vehicle Fuel Conversion Program			ADMIN BY	Other	
DESCRIPTION	FROM: 1 TO: 1					
ROUTE/STREET	9999			TOTAL COST	\$8,640,000	
	FUND SOURCE	MATCH	FY24	FY25	FY26	FY27
CN	Federal - CMAQ	\$1,235,482	\$4,941,927	\$0	\$0	\$0

MPO	Hampton Roads					
UPC NO	113826	SCOPE	Traffic Management/Engineering			
SYSTEM	Miscellaneous	JURISDICTION	Suffolk	OVERSIGHT	NFO	
PROJECT	City of Suffolk Emergency Vehicle Preemption Deployment			ADMIN BY	Locally	
DESCRIPTION	FROM: Various TO: Various					
ROUTE/STREET	VARIOUS (9999)			TOTAL COST	\$157,161	
	FUND SOURCE	MATCH	FY24	FY25	FY26	FY27
		\$0	\$0	\$0	\$0	\$0

### Hampton Roads District Public Transportation Projects

MPO	Hampton Roads					
UPC NO	T9125	JURISDICTION	Environmental Only			
SYSTEM	Public Transportation	JURISDICTION	HRT - DRPT			
	Environmental Management System					Locally
DESCRIPTION	FROM: 1 TO: 1					
ROUTE/STREET	0000			TOTAL COST	\$449,979	
	FUND SOURCE	MATCH	FY24	FY25	FY26	FY27
		\$0	\$0	\$0	\$0	\$0

MPO	Hampton Roads					
UPC NO	T9093	SCOPE	Transit			
SYSTEM	Public Transportation	JURISDICTION	HRT - DRPT	OVERSIGHT	FO	
PROJECT	Regional Fixed Guideway Studies & ROW			ADMIN BY	DRPT	
DESCRIPTION						
ROUTE/STREET	0000			TOTAL COST	\$30,913,307	
	FUND SOURCE	MATCH	FY24	FY25	FY26	FY27
PE	Federal - RSTP	\$1,295,832	\$5,183,326	\$0	\$0	\$0

MPO	Hampton Roads					
UPC NO	102734	SCOPE	Transit			
SYSTEM	Public Transportation	JURISDICTION	Newport News	OVERSIGHT	FO	
PROJECT	Amtrak Station Relocation - Amtrak Multimodal Station Reloc			ADMIN BY	Locally	
DESCRIPTION						
PROGRAM NOTE	All funding obligated based on current allocations/estimate. Waiting Financial Closure					
ROUTE/STREET	0000			TOTAL COST	\$5,361,283	
	FUND SOURCE	MATCH	FY24	FY25	FY26	FY27
		\$0	\$0	\$0	\$0	\$0

MPO	Hampton Roads					
UPC NO	109075	SCOPE	Transit			
SYSTEM	Public Transportation	JURISDICTION	Newport News	OVERSIGHT	NFO	
PROJECT	Amtrak Multimodal Station - Site Grading and Drainage			ADMIN BY	Locally	
DESCRIPTION	FROM: SW of Intersection of CSX RR and TO: Bland Boulevard					
ROUTE/STREET	0000			TOTAL COST	\$9,728,350	
	FUND SOURCE	MATCH	FY24	FY25	FY26	FY27
CN	Federal - RSTP	\$120,000	\$480,000	\$0	\$0	\$0
CN AC	Federal - AC OTHER	\$0	\$1,101,730	\$0	\$0	\$0

MPO	Hampton Roads					
UPC NO	109076	SCOPE	Transit			
SYSTEM	Public Transportation	JURISDICTION	Newport News		OVERSIGHT	NFO
PROJECT	Amtrak Multimodal Station - Station, Platform, Parking Lot				ADMIN BY	Locally
DESCRIPTION	FROM: SW of Intersection of CSX RR and TO: Bland Boulevard					
ROUTE/STREET	0000				TOTAL COST	\$16,876,322
	FUND SOURCE	MATCH	FY24	FY25	FY26	FY27
CN	Federal - CMAQ	\$439,240	\$0	\$1,756,961	\$0	\$0
CN AC	Federal - AC OTHER	\$0	\$528,149	\$0	\$0	\$0

MPO	Hampton Roads					
UPC NO	119277	SCOPE	Transit			
SYSTEM	Public Transportation	JURISDICTION	Williamsburg		OVERSIGHT	NFO
PROJECT	FIVE (5) BUS PURCHASE REPLACEMENT				ADMIN BY	DRPT
DESCRIPTION	FROM: Pocahontas Trail TO: Pocahontas Trail					
ROUTE/STREET	POCAHONTAS TRAIL (0060)				TOTAL COST	\$3,700,000
	FUND SOURCE	MATCH	FY24	FY25	FY26	FY27
CN	Federal - CMAQ	\$740,000	\$0	\$0	\$0	\$2,960,000

MPO	Hampton Roads					
UPC NO	119278	SCOPE	Transit			
SYSTEM	Public Transportation	JURISDICTION	Williamsburg		OVERSIGHT	NFO
PROJECT	WILLIAMSBURG AREA TRANSIT AUTHORITY - STUDY ONLY				ADMIN BY	DRPT
DESCRIPTION	FROM: Pocahontas Trail TO: Pocahontas Trail					
ROUTE/STREET	POCAHONTAS TRAIL (0060)				TOTAL COST	\$360,000
	FUND SOURCE	MATCH	FY24	FY25	FY26	FY27
PE	Federal - RSTP	\$72,000	\$0	\$0	\$0	\$288,000

MPO	Hampton Roads					
UPC NO	120317	SCOPE	Transit			
SYSTEM	Public Transportation	JURISDICTION	Multi-jurisdictional: Hampton Roads MPO		OVERSIGHT	NFO
PROJECT	#164CIP I-64 BOTH - ROUTE 972 (TIDEWATER TO NNSB VIA HRBT)				ADMIN BY	DRPT
DESCRIPTION	FROM: Various TO: Various					
ROUTE/STREET	0064				TOTAL COST	\$898,598
	FUND SOURCE	MATCH	FY24	FY25	FY26	FY27
		\$0	\$0	\$0	\$0	\$0

MPO	Hampton Roads					
UPC NO	120318	SCOPE	Transit			
SYSTEM	Public Transportation	JURISDICTION	Newport News		OVERSIGHT	NFO
PROJECT	#I64CIP I-64 BOTH-NEWPORT NEWS 106(NN,WARWICK BLVD DENBIGH)				ADMIN BY	DRPT
DESCRIPTION	FROM: Various TO: Various					
ROUTE/STREET	0064				TOTAL COST	\$4,033,729
	FUND SOURCE	MATCH	FY24	FY25	FY26	FY27
			\$0	\$0	\$0	\$0

MPO	Hampton Roads					
UPC NO	120319	SCOPE	Transit			
SYSTEM	Public Transportation	JURISDICTION	Newport News		OVERSIGHT	NFO
PROJECT	#I64CIP I-64 BOTH NWPRT NWS RTE 107 NWPRT NWS/WWCK BLVD/DNB				ADMIN BY	DRPT
DESCRIPTION	FROM: Various TO: Various					
ROUTE/STREET	0064				TOTAL COST	\$3,511,492
	FUND SOURCE	MATCH	FY24	FY25	FY26	FY27
PE	Other		\$0	\$3,511,492	\$0	\$0

MPO	Hampton Roads					
UPC NO	T4162		Transit			
	Public Transportation		WAT - DRPT			NFO
	Purchase 8 electric/diesel buses to expand Sunday service				ADMIN BY	Locally
	Purchase Buses					
ROUTE/STREET	VEHICLE PURCHASE (8) (PB00)				TOTAL COST	\$2,100,000
	FUND SOURCE	MATCH	FY24	FY25	FY26	FY27
			\$0	\$0	\$0	\$0

MPO	Hampton Roads					
UPC NO	108954	SCOPE	Transit			
SYSTEM	Public Transportation	JURISDICTION	Chesapeake		OVERSIGHT	NFO
PROJECT	Light Rail Extension to Chesapeake				ADMIN BY	DRPT
DESCRIPTION	FROM: Norfolk Light Rail TO: Greenbrier Area					
ROUTE/STREET	U000				TOTAL COST	\$2,000,000
	FUND SOURCE	MATCH	FY24	FY25	FY26	FY27
PE	Federal - RSTP	\$400,000	\$1,600,000	\$0	\$0	\$0



**Hampton Roads District**  
**Project**  
**Groupings**

MPO		NonMPO				
GROUPING		Construction : Bridge Rehabilitation/Replacement/Reconstruction				
ROUTE/STREET					TOTAL COST	\$104,723,535
	FUND SOURCE	MATCH	FY24	FY25	FY26	FY27
RW	Federal - AC CONVERSION	\$65,675	\$0	\$0	\$0	\$262,701
	Federal - BR	\$100,000	\$0	\$400,000	\$0	\$0
	Federal - NHS/NHPP	\$129,058	\$0	\$0	\$516,231	\$0
RW TOTAL		\$294,733	\$0	\$400,000	\$516,231	\$262,701
RW AC	Federal - AC OTHER	\$0	\$0	\$0	\$328,376	\$0
CN	Federal - BR	\$1,073,403	\$0	\$0	\$4,293,610	\$0
	Federal - NHS/NHPP	\$1,129,540	\$2,380,859	\$0	\$0	\$2,137,299
CN TOTAL		\$2,202,942	\$2,380,859	\$0	\$4,293,610	\$2,137,299
CN AC	Federal - AC OTHER	\$0	\$3,529,187	\$0	\$92,626	\$25,877,800

MPO		NonMPO				
GROUPING		Construction : Federal Lands Highway				
ROUTE/STREET					TOTAL COST	\$136,540
	FUND SOURCE	MATCH	FY24	FY25	FY26	FY27
		\$0	\$0	\$0	\$0	\$0

MPO		NonMPO				
GROUPING		Construction : Safety/ITS/Operational Improvements				
ROUTE/STREET					TOTAL COST	\$33,859,811
	FUND SOURCE	MATCH	FY24	FY25	FY26	FY27
PE	Federal - STP/STBG	\$50,794	\$122,475	\$80,699	\$0	\$0
PE AC	Federal - AC OTHER	\$0	\$0	\$249,126	\$0	\$0
RW	Federal - HSIP	\$7,854	\$0	\$0	\$70,687	\$0
	Federal - STP/STBG	\$2,711	\$0	\$0	\$0	\$10,845
RW TOTAL		\$10,565	\$0	\$0	\$70,687	\$10,845
RW AC	Federal - AC OTHER	\$0	\$0	\$0	\$0	\$350,000
CN	Federal - HSIP	\$57,804	\$0	\$0	\$0	\$520,235
	Federal - STP/STBG	\$200,000	\$800,000	\$0	\$0	\$0
CN TOTAL		\$257,804	\$800,000	\$0	\$0	\$520,235
CN AC	Federal - AC OTHER	\$0	\$1,289,737	\$0	\$0	\$0

MPO	NonMPO						
GROUPING	Construction : Transportation Alternatives/Byway/Non-Traditional						
ROUTE/STREET						TOTAL COST	\$16,236,389
	FUND SOURCE	MATCH	FY24	FY25	FY26	FY27	
PE	Federal - STP/STBG	(\$60,000)	(\$240,000)	\$0	\$0	\$0	
RW	Federal - AC CONVERSION	\$413,498	\$0	\$1,653,992	\$0	\$0	
	Federal - STP/STBG	\$660,000	\$2,640,000	\$0	\$0	\$0	
RW TOTAL		\$1,073,498	\$2,640,000	\$1,653,992	\$0	\$0	
RW AC	Federal - AC OTHER	\$0	\$2,067,490	\$0	\$0	\$0	
CN	Federal - AC CONVERSION	\$266,502	\$0	\$1,066,008	\$0	\$0	
CN AC	Federal - AC OTHER		\$3,632,510	\$0	\$0	\$0	

MPO	NonMPO						
GROUPING	Maintenance : Preventive Maintenance and System Preservation						
PROGRAM NOTE	Funding identified to be obligated districtwide as projects are identified.						
ROUTE/STREET						TOTAL COST	\$52,109,317
	FUND SOURCE	MATCH	FY24	FY25	FY26	FY27	
			\$0	\$0	\$0	\$0	

MPO	Hampton Roads						
GROUPING	Maintenance : Preventive Maintenance and System Preservation						
PROGRAM NOTE	Funding identified to be obligated districtwide as projects are identified.						
ROUTE/STREET						TOTAL COST	\$52,109,317
	FUND SOURCE	MATCH	FY24	FY25	FY26	FY27	
CN	Federal - NHS/NHPP	\$0	\$4,235,690	\$4,235,690	\$4,235,690	\$4,235,690	
	Federal - STP/STBG	\$0	\$8,737,224	\$8,773,092	\$8,809,571	\$8,846,670	
CN TOTAL		\$0	\$12,972,914	\$13,008,782	\$13,045,261	\$13,082,360	

MPO	Hampton Roads						
GROUPING	Maintenance : Preventive Maintenance for Bridges						
PROGRAM NOTE	Funding identified to be obligated districtwide as projects are identified.						
ROUTE/STREET						TOTAL COST	\$61,326,778
	FUND SOURCE	MATCH	FY24	FY25	FY26	FY27	
CN	Federal - NHFP	\$0	\$1,996,466	\$1,996,466	\$1,996,466	\$1,996,466	
	Federal - NHPP/E	\$0	\$0	\$1,000,000	\$0	\$0	
	Federal - NHS/NHPP	\$0	\$3,980,538	\$3,116,498	\$3,466,498	\$16,569,365	
	Federal - STP/STBG	\$0	\$3,618,513	\$3,631,833	\$3,645,380	\$3,659,156	
CN TOTAL		\$0	\$9,595,517	\$9,744,797	\$9,108,344	\$22,224,987	
CN AC	Federal - AC OTHER	\$0	\$4,646,000	\$2,013,000	\$0	\$3,994,133	

MPO	Hampton Roads						
GROUPING	Maintenance : Traffic and Safety Operations						
PROGRAM NOTE	Funding identified to be obligated districtwide as projects are identified.						
ROUTE/STREET						TOTAL COST	\$63,540,777
	FUND SOURCE	MATCH	FY24	FY25	FY26	FY27	
CN	Federal - NHS/NHPP		\$0	\$11,789,226	\$11,789,226	\$11,789,226	\$11,789,226
	Federal - STP/STBG		\$0	\$4,070,616	\$4,087,327	\$4,104,323	\$4,121,607
CN TOTAL			\$0	\$15,859,842	\$15,876,553	\$15,893,549	\$15,910,833

### Hampton Roads MPO Project Groupings

GROUPING		Construction : Bridge Rehabilitation/Replacement/Reconstruction					
ROUTE/STREET						TOTAL COST	\$56,710,825
	FUND SOURCE	MATCH	FY24	FY25	FY26	FY27	
PE	Federal - BR		\$0	\$380,000	\$0	\$0	\$0
RW	Federal - AC CONVERSION		\$0	\$60,000	\$0	\$0	\$0
	Federal - BR		\$0	\$0	\$130,000	\$0	\$0
RW TOTAL			\$0	\$60,000	\$130,000	\$0	\$0
CN	Federal - AC CONVERSION		\$0	\$0	\$1,000,000	\$0	\$0
	Federal - BR		\$0	\$0	\$0	\$2,575,000	\$0
	Federal - NHS/NHPP		\$0	\$2,873,433	\$0	\$0	\$0
	Federal - STP/STBG		\$0	\$540,007	\$0	\$0	\$0
	Other		\$0	\$3,349,923	\$0	\$0	\$0
CN TOTAL			\$0	\$6,763,363	\$1,000,000	\$2,575,000	\$0

GROUPING		Construction : Federal Lands Highway					
ROUTE/STREET						TOTAL COST	\$7,582,017
	FUND SOURCE	MATCH	FY24	FY25	FY26	FY27	
CN	Federal - FLH		\$0	\$0	\$206,400	\$0	\$0
CN AC	Federal - AC OTHER		\$0	\$0	\$4,162,600	\$0	\$0

GROUPING		Construction : Rail					
ROUTE/STREET						TOTAL COST	\$3,764,206
	FUND SOURCE	MATCH	FY24	FY25	FY26	FY27	
PE	Federal - STP/STBG		\$0	\$346,332	\$0	\$0	\$0
CN	Federal - STP/STBG		\$0	\$793,468	\$0	\$0	\$0
CN AC	Federal - AC OTHER		\$0	\$67,105	\$0	\$0	\$0

GROUPING		Construction : Safety/ITS/Operational Improvements					TOTAL COST	
ROUTE/STREET							\$216,101,840	
	FUND SOURCE	MATCH	FY24	FY25	FY26	FY27		
PE	Federal - AC CONVERSION	\$183,284	\$460,328	\$469,227	\$0	\$0		
	Federal - CMAQ	\$575,068	\$360,000	\$102,000	\$0	\$1,838,272		
	Federal - HSIP	\$26,700	\$240,300	\$0	\$0	\$0		
	Federal - NHPP/E	\$133,529	\$0	\$0	\$0	\$534,116		
	Federal - NHS/NHPP	\$625,241	\$2,004,142	\$0	\$496,822	\$0		
	Federal - RSTP	\$40,000	\$0	\$0	\$0	\$160,000		
	Federal - STP/STBG	\$399,083	\$1,596,333	\$0	\$0	\$0		
PE TOTAL		\$1,982,905	\$4,661,103	\$571,227	\$496,822	\$2,532,388		
PE AC	Federal - AC OTHER	\$0	\$0	\$0	\$0	\$723,960		
RW	Federal - AC CONVERSION	\$624,463	\$0	\$572,636	\$0	\$1,925,217		
	Federal - CMAQ	\$251,637	\$414,549	\$440,000	\$152,000	\$0		
	Federal - HSIP	\$19,500	\$126,000	\$49,500	\$0	\$0		
	Federal - NHS/NHPP	\$2,417,725	\$2,361,835	\$1,911,360	\$797,951	\$4,599,755		
	Federal - STP/STBG	\$369,441	\$1,557	\$0	\$1,476,208	\$0		
RW TOTAL		\$3,682,767	\$2,903,941	\$2,973,496	\$2,426,159	\$6,524,972		
RW AC	Federal - AC OTHER	\$0	\$6,360,947	\$0	\$0	\$2,750,000		
CN	Federal - AC CONVERSION	\$653,468	\$0	\$2,736,945	\$0	\$0		
	Federal - CMAQ	\$852,641	\$960,000	\$0	\$2,174,965	\$275,600		
	Federal - HSIP	\$845,505	\$2,971,878	\$3,350,249	\$1,287,414	\$0		
	Federal - NHPP/E	\$21,759	\$0	\$87,034	\$0	\$0		
	Federal - NHS/NHPP	\$2,060,337	\$280,000	\$6,097,986	\$286,343	\$1,577,019		
	Federal - STP/STBG	\$802,885	\$0	\$0	\$1,049,520	\$2,162,020		
CN TOTAL		\$5,236,594	\$4,211,878	\$12,272,214	\$4,798,242	\$4,014,639		
CN AC	Federal - AC OTHER	\$0	\$8,057,112	\$9,913,319	\$4,248,979	\$18,482,728		

GROUPING		Construction : Transportation Alternatives/Byway/Non-Traditional					TOTAL COST	
ROUTE/STREET							\$36,450,515	
	FUND SOURCE	MATCH	FY24	FY25	FY26	FY27		
PE	Federal - AC CONVERSION	\$7,621	\$30,482	\$0	\$0	\$0		
	Federal - CMAQ	\$51,324	\$0	\$0	\$0	\$205,296		
PE TOTAL		\$58,945	\$30,482	\$0	\$0	\$205,296		
RW	Federal - RTAP	\$6,296	\$0	\$25,182	\$0	\$0		
	Federal - TAP/F	\$82,960	\$0	\$331,840	\$0	\$0		
RW TOTAL		\$89,256	\$0	\$357,022	\$0	\$0		
CN	Federal - RTAP	\$213,564	\$561,850	\$81,942	\$210,465	\$0		
	Federal - TAP/F	\$250,897	\$540,129	\$141,142	\$322,318	\$0		
	Other	\$0	\$467,664	\$140,029	\$540,629	\$0		
CN TOTAL		\$464,462	\$1,569,643	\$363,113	\$1,073,412	\$0		

GROUPING	Maintenance : Preventive Maintenance and System Preservation						
PROGRAM NOTE	Funding identified to be obligated districtwide as projects are identified.						
ROUTE/STREET						TOTAL COST	\$52,109,317
	FUND SOURCE	MATCH	FY24	FY25	FY26	FY27	
CN	Federal - NHS/NHPP		\$0	\$4,235,690	\$4,235,690	\$4,235,690	\$4,235,690
	Federal - STP/STBG		\$0	\$8,737,224	\$8,773,092	\$8,809,571	\$8,846,670
CN TOTAL			\$0	\$12,972,914	\$13,008,782	\$13,045,261	\$13,082,360

GROUPING	Maintenance : Preventive Maintenance for Bridges						
PROGRAM NOTE	Funding identified to be obligated districtwide as projects are identified.						
ROUTE/STREET						TOTAL COST	\$61,326,778
	FUND SOURCE	MATCH	FY24	FY25	FY26	FY27	
CN	Federal - NHFP		\$0	\$1,996,466	\$1,996,466	\$1,996,466	\$1,996,466
	Federal - NHFP/E		\$0	\$0	\$1,000,000	\$0	\$0
	Federal - NHS/NHPP		\$0	\$3,980,538	\$3,116,498	\$3,466,498	\$16,569,365
	Federal - STP/STBG		\$0	\$3,618,513	\$3,631,833	\$3,645,380	\$3,659,156
CN TOTAL			\$0	\$9,595,517	\$9,744,797	\$9,108,344	\$22,224,987
CN	Federal - AC OTHER		\$0	\$4,646,000	\$2,013,000	\$0	\$3,994,133
AC							

GROUPING	Maintenance : Traffic and Safety Operations						
PROGRAM NOTE	Funding identified to be obligated districtwide as projects are identified.						
ROUTE/STREET						TOTAL COST	\$63,540,777
	FUND SOURCE	MATCH	FY24	FY25	FY26	FY27	
CN	Federal - NHS/NHPP		\$0	\$11,789,226	\$11,789,226	\$11,789,226	\$11,789,226
	Federal - STP/STBG		\$0	\$4,070,616	\$4,087,327	\$4,104,323	\$4,121,607
CN TOTAL			\$0	\$15,859,842	\$15,876,553	\$15,893,549	\$15,910,833

GROUPING	Transit : Amenities						
ROUTE/STREET						TOTAL COST	\$6,217,924
	FUND SOURCE	MATCH	FY24	FY25	FY26	FY27	
			\$0	\$0	\$0	\$0	\$0

GROUPING	Transit : Engineering						
ROUTE/STREET						TOTAL COST	\$300,000
	FUND SOURCE	MATCH	FY24	FY25	FY26	FY27	
PE	Federal - RSTP	\$48,000	\$0	\$192,000	\$0	\$0	
PE AC	Federal - AC OTHER	\$0	\$0	\$60,000	\$0	\$0	

GROUPING	Transit : Vehicles						
ROUTE/STREET						TOTAL COST	\$7,959,337
	FUND SOURCE	MATCH	FY24	FY25	FY26	FY27	
			\$0	\$0	\$0	\$0	

# LYNCHBURG DISTRICT

July 2023

Prepared by the  
**Virginia Department of Transportation**  
in Cooperation with  
**Virginia Department of Rail and Public Transportation,**  
**Federal Highway Administration–Virginia Division Office, and**  
**Federal Transit Administration**

### Lynchburg District Primary Projects

MPO	Lynchburg					
UPC NO	T26574	SCOPE	Bridge Rehab w/o Added Capacity			
SYSTEM	Primary	JURISDICTION	Campbell County	OVERSIGHT	NFO	
PROJECT	#BF - LYNCHBURG YEAR 5 STRUCTURE RECOATING			ADMIN BY	VDOT	
DESCRIPTION						
ROUTE/STREET	WARDS ROAD (0029)			TOTAL COST	\$959,000	
	FUND SOURCE	MATCH	FY24	FY25	FY26	FY27
PE	Federal - BR	\$0	\$0	\$0	\$100,000	\$0
CN	Federal - BR	\$0	\$0	\$0	\$0	\$859,000

MPO	NonMPO					
UPC NO	122819	SCOPE	Bridge Replacement w/o Added Capacity			
SYSTEM	Primary	JURISDICTION	Prince Edward County	OVERSIGHT	NFO	
PROJECT	#SGR23VB - BRIDGE REPL - RTE 360 OVER GR XING FED ID 13897			ADMIN BY	VDOT	
DESCRIPTION	FROM: 0.20 MILES WEST OF GRADE CROSSING TO: 0.36 MILES EAST OF GRADE CROSSING (0.5600 MI)					
ROUTE/STREET	PATRICK HENRY HIGHWAY (0360)			TOTAL COST	\$11,131,186	
	FUND SOURCE	MATCH	FY24	FY25	FY26	FY27
PE	Federal - STP/STBG	\$0	\$0	\$0	\$0	\$1,098,074

MPO	Lynchburg					
UPC NO	121775	SCOPE	Safety			
SYSTEM	Primary	JURISDICTION	Lynchburg District-wide	OVERSIGHT	NFO	
PROJECT	#ITTF23 ATSPM OPERATIONS EVALUATION			ADMIN BY	VDOT	
DESCRIPTION	FROM: VARIOUS TO: VARIOUS					
ROUTE/STREET	VARIOUS (9999)			TOTAL COST	\$1,200,000	
	FUND SOURCE	MATCH	FY24	FY25	FY26	FY27
PE AC	Federal - AC OTHER	\$0	\$100,000	\$0	\$0	\$0
CN AC	Federal - AC OTHER	\$0	\$1,100,000	\$0	\$0	\$0



## Lynchburg District

### Secondary Projects

MPO	Lynchburg					
UPC NO	110390	SCOPE				
SYSTEM	Secondary	JURISDICTION	Amherst County		OVERSIGHT	NFO
PROJECT	#HB2.FY17 RTE 682 - RECONSTRUCTION GARVEE DEBT SERVICE			ADMIN BY	VDOT	
DESCRIPTION						
PROGRAM NOTE	Includes \$900,872 GARVEE Debt Service Interest Prev, \$233,335 FFY24 GARVEE Debt Service Interest, \$228,451 GARVEE Debt Service Interest FFY25, \$210,030 GARVEE Debt Service Interest FFY26, \$190,713 GARVEE Debt Service Interest FFY27, \$828,740 GARVEE Debt Service Interest FFY28-38. Total GARVEE Debt Service Interest \$2,592,141. Corresponding CN UPC 109550.					
ROUTE/STREET	0682				TOTAL COST	\$4,949,775
	FUND SOURCE	MATCH	FY24	FY25	FY26	FY27
PE	Federal - AC CONVERSION	\$0	\$0	\$228,451	\$210,030	\$190,713
	Federal - STP/STBG	\$0	\$233,335	\$0	\$0	\$0
PE TOTAL		\$0	\$233,335	\$228,451	\$210,030	\$190,713
PE AC	Federal - AC	\$0	\$1,457,934	\$0	\$0	\$0

### Lynchburg District

#### Urban Projects

MPO	Lynchburg					
UPC NO	110391	SCOPE				
SYSTEM	Urban	JURISDICTION	Lynchburg	OVERSIGHT	NFO	
PROJECT	#HB2.FY17 ODDFELL'S RD SEG B2 RECON GARVEE DEBT SERVICE			ADMIN BY	VDOT	
DESCRIPTION						
PROGRAM NOTE	Includes \$3,427,366 GARVEE Debt Service Interest Prev, \$456,096 FFY24 GARVEE Debt Service Interest, \$412,848 GARVEE Debt Service Interest FFY25, \$367,407 GARVEE Debt Service Interest FFY26, \$319,663 GARVEE Debt Service Interest FFY27, \$797,027 GARVEE Debt Service Interest FFY28-33. Total GARVEE Debt Service Interest \$5,780,407. Corresponding CN UPC 109554.					
ROUTE/STREET	9999			TOTAL COST	\$13,562,105	
	FUND SOURCE	MATCH	FY24	FY25	FY26	FY27
PE	Federal - AC CONVERSION		\$0	\$0	\$412,848	\$367,407
	Federal - STP/STBG		\$0	\$456,096	\$0	\$0
PE TOTAL			\$0	\$456,096	\$412,848	\$367,407
PE AC	Federal - AC		\$0	\$1,896,945	\$0	\$0

MPO	NonMPO					
UPC NO	121053	SCOPE	Bridge Rehab w/o Added Capacity			
SYSTEM	Urban	JURISDICTION	Lynchburg	OVERSIGHT	NFO	
PROJECT	#SGR23LB - UR 6020 (BEDFORD AVE) - BRDG REPLACEMENT OVER NSR			ADMIN BY	Locally	
DESCRIPTION	FROM: 0.02 MILES NORTH OF NSRR TO: 0.02 MILES SOUTH OF NSRR (0.0400 MI)					
ROUTE/STREET	BEDFORD AVE (6020)			TOTAL COST	\$14,714,539	
	FUND SOURCE	MATCH	FY24	FY25	FY26	FY27
PE	Federal - AC CONVERSION		\$0	\$0	\$34,715	\$0
	Federal - STP/STBG		\$0	\$1,400,000	\$0	\$0
PE TOTAL			\$0	\$1,400,000	\$34,715	\$0
PE AC	Federal - AC		\$0	\$34,715	\$0	\$0
RW	Federal - STP/STBG		\$0	\$0	\$0	\$1,190,601

MPO	Lynchburg					
UPC NO	106320	SCOPE	Reconstruction w/ Added Capacity			
SYSTEM	Urban	JURISDICTION	Lynchburg	OVERSIGHT	NFO	
PROJECT	UR-6056 - D/B WIDEN FROM 2 TO 4 LANES (GREENVIEW DRIVE)			ADMIN BY	VDOT	
DESCRIPTION	FROM: 0.010 MI NORTH OF SC 1541 (HERMITAGE RD) TO: 0.215 MI SOUTH OF UR-6066 (LEESVILLE RD) (0.6200 MI)					
PROGRAM NOTE	All funds obligated based on current allocations/estimate					
ROUTE/STREET	GREENVIEW DRIVE (6056)			TOTAL COST	\$13,612,461	
	FUND SOURCE	MATCH	FY24	FY25	FY26	FY27
			\$0	\$0	\$0	\$0

MPO	Lynchburg					
UPC NO	106537	SCOPE	Reconstruction w/ Added Capacity			
SYSTEM	Urban	JURISDICTION	Lynchburg		OVERSIGHT	NFO
PROJECT	UR-6056 - D/B WIDEN FR 2-4 LNS (GREENVIEW DR) DEBT SERVICE				ADMIN BY	VDOT
DESCRIPTION	FROM: SC-1541 (HERMITAGE RD) TO: 0.220Mi. S. UR-6066 (LEESVILLE RD) (0.4500 MI)					
ROUTE/STREET	GREENVIEW DRIVE (6056)				TOTAL COST	\$8,565,629
	FUND SOURCE	MATCH	FY24	FY25	FY26	FY27
PE	Federal - AC CONVERSION		\$0	\$0	\$699,747	\$699,673
	Federal - STP/STBG		\$0	\$699,720	\$0	\$0
PE TOTAL			\$0	\$699,720	\$699,747	\$699,673
PE AC	Federal - AC		\$0	\$3,521,322	\$0	\$0

MPO	Lynchburg					
UPC NO	105515	SCOPE	New Construction Roadway			
SYSTEM	Urban	JURISDICTION	Lynchburg		OVERSIGHT	FO
PROJECT	RTE 29/460 - D/B INTERCHANGE & EXTENSION (ODD FELLOWS ROAD)				ADMIN BY	VDOT
DESCRIPTION	FROM: 0.48 MI. W. OF ODD FELLOWS ROAD TO: 0.54 MI. E. OF ODD FELLOWS ROAD (1.0220 MI)					
PROGRAM NOTE	All funding obligated based on current allocations/estimate. Linked with UPC 106533 & 100023					
ROUTE/STREET	RICHMOND HIGHWAY (6029)				TOTAL COST	\$33,716,693
	FUND SOURCE	MATCH	FY24	FY25	FY26	FY27
			\$0	\$0	\$0	\$0

MPO	Lynchburg					
UPC NO	113116	SCOPE	Reconstruction w/ Added Capacity			
SYSTEM	Urban	JURISDICTION	Lynchburg		OVERSIGHT	NFO
PROJECT	#SMART20 RTE 221/501 - INTERSECTION IMPROVEMENT (SPLIT PAIR)				ADMIN BY	Locally
DESCRIPTION						
ROUTE/STREET	ROUTE 501 (LYNCHBURG EXPRESSWAY) (0221)				TOTAL COST	\$47,282,472
	FUND SOURCE	MATCH	FY24	FY25	FY26	FY27
RW	Federal - STP/STBG		\$0	\$5,666,663	\$0	\$0
RW AC	Federal - AC OTHER		\$0	\$4,765,337	\$0	\$0
CN AC	Federal - AC OTHER		\$0	\$0	\$32,244,450	\$0

MPO	Lynchburg					
UPC NO	100023	SCOPE	New Construction Roadway			
SYSTEM	Urban	JURISDICTION	Lynchburg		OVERSIGHT	NFO
PROJECT	LYNCHBURG - ODD FELLOWS/GREENVIEW - D/B DEVELOPMENT				ADMIN BY	VDOT
DESCRIPTION	FROM: VARIOUS TO: VARIOUS					
PROGRAM NOTE	Linked with UPC 105515 & 106533					
ROUTE/STREET	VARIOUS (0460)				TOTAL COST	\$2,526,865
	FUND SOURCE	MATCH	FY24	FY25	FY26	FY27
PE	Federal - STP/SU		\$0	(\$38,178)	\$0	\$0
RW	Federal - STP/STBG		\$0	\$7,198	\$0	\$0

MPO	Lynchburg					
UPC NO	106533	SCOPE	New Construction Roadway			
SYSTEM	Urban	JURISDICTION	Lynchburg		OVERSIGHT	FO
PROJECT	RTE 29/460 - INTCHG & EXT (ODD FELLOWS RD) DEBT SERVICE				ADMIN BY	VDOT
DESCRIPTION	FROM: VARIOUS TO: Various					
PROGRAM NOTE	Linked with UPC 106533 & 100023					
ROUTE/STREET	VARIOUS (6029)				TOTAL COST	\$37,759,481
	FUND SOURCE	MATCH	FY24	FY25	FY26	FY27
PE	Federal - AC CONVERSION	\$0	\$0	\$2,676,745	\$2,676,594	\$2,676,522
	Federal - NHS/NHPP	\$0	\$2,676,581	\$0	\$0	\$0
PE TOTAL		\$0	\$2,676,581	\$2,676,745	\$2,676,594	\$2,676,522
PE AC	Federal - AC	\$0	\$16,173,336	\$0	\$0	\$0

**Lynchburg District  
Enhancement  
Projects**

MPO	Danville					
UPC NO	121045	SCOPE	Facilities for Pedestrians and Bicycles			
SYSTEM	Enhancement	JURISDICTION	Danville		OVERSIGHT	NFO
PROJECT	#TAP23 PHASE II - KEMPER ROAD - CONSTRUCT SIDEWALK				ADMIN BY	Locally
DESCRIPTION	FROM: EDMONDS STREET TO: ARLINGTON PLACE (0.5060 MI)					
ROUTE/STREET	KEMPER ROAD (3708)				TOTAL COST	\$603,423
	FUND SOURCE	MATCH	FY24	FY25	FY26	FY27
PE	Federal - TAP/F	\$21,102	\$84,406	\$0	\$0	\$0
RW	Federal - TAP/F	\$2,434	\$0	\$9,737	\$0	\$0
CN	Federal - TAP/F	\$87,549	\$0	\$0	\$350,195	\$0
CN AC	Federal - AC OTHER	\$0	\$0	\$0	\$48,000	\$0

MPO	NonMPO					
UPC NO	121047	SCOPE	Facilities for Pedestrians and Bicycles			
SYSTEM	Enhancement	JURISDICTION	Danville		OVERSIGHT	NFO
PROJECT	#TAP23 ARNETT BLVD - PEDESTRIAN IMPROVEMENTS				ADMIN BY	Locally
DESCRIPTION	FROM: BUS 29 (PINEY FOREST RD) TO: DALTON STREET (BUS STOP) (0.1330 MI)					
ROUTE/STREET	ARNETT BLVD (3747)				TOTAL COST	\$569,259
	FUND SOURCE	MATCH	FY24	FY25	FY26	FY27
PE	Federal - TAP/F	\$15,775	\$63,098	\$0	\$0	\$0
RW	Federal - TAP/F	\$4,687	\$0	\$18,746	\$0	\$0
CN	Federal - TAP/F	\$93,391	\$0	\$0	\$373,563	\$0

MPO	NonMPO					
UPC NO	121044	SCOPE	Facilities for Pedestrians and Bicycles			
SYSTEM	Enhancement	JURISDICTION	Farmville		OVERSIGHT	NFO
PROJECT	#TAP23 PHASE I - FARMVILLE RIVERWALK TRAIL				ADMIN BY	VDOT
DESCRIPTION	FROM: NORTH MAIN STREET TO: APPOMATTOX RIVER (0.1230 MI)					
ROUTE/STREET	NORTH MAIN STREET (9999)				TOTAL COST	\$1,074,670
	FUND SOURCE	MATCH	FY24	FY25	FY26	FY27
PE	Federal - TAP/F	\$39,665	\$158,660	\$0	\$0	\$0
RW	Federal - TAP/F	\$24,603	\$98,412	\$0	\$0	\$0
CN	Federal - TAP/F	\$150,666	\$0	\$0	\$602,664	\$0

MPO	NonMPO					
UPC NO	121043	SCOPE	Facilities for Pedestrians and Bicycles			
SYSTEM	Enhancement	JURISDICTION	Lynchburg		OVERSIGHT	NFO
PROJECT	#TAP23 MILLRACE DR PEDESTRIAN IMPROVEMENTS				ADMIN BY	Locally
DESCRIPTION	FROM: GRAVES MILL ROAD TO: CUL-DE-SAC (0.5680 MI)					
ROUTE/STREET	MILLRACE DR (9999)				TOTAL COST	\$817,348
	FUND SOURCE	MATCH	FY24	FY25	FY26	FY27
PE	Federal - TAP/F	\$35,556	\$142,223	\$0	\$0	\$0
RW	Federal - TAP/F	\$17,727	\$70,906	\$0	\$0	\$0
CN	Federal - TAP/F	\$110,187	\$0	\$0	\$440,749	\$0

**Lynchburg District**  
**Project**  
**Groupings**

MPO		NonMPO				
GROUPING		Construction : Bridge Rehabilitation/Replacement/Reconstruction				
ROUTE/STREET					TOTAL COST	\$83,942,664
	FUND SOURCE	MATCH	FY24	FY25	FY26	FY27
PE	Federal - STP/STBG	\$0	\$0	\$0	\$0	\$1,831,247
CN	Federal - NHS/NHPP	\$66,476	\$265,904	\$0	\$0	\$0
CN AC	Federal - AC OTHER	\$0	\$21,493,090	\$0	\$0	\$0

MPO		NonMPO				
GROUPING		Construction : Rail				
ROUTE/STREET					TOTAL COST	\$945,000
	FUND SOURCE	MATCH	FY24	FY25	FY26	FY27
CN	Federal - AC CONVERSION	\$0	\$458,500	\$0	\$0	\$0

MPO		NonMPO				
GROUPING		Construction : Safety/ITS/Operational Improvements				
ROUTE/STREET					TOTAL COST	\$157,403,373
	FUND SOURCE	MATCH	FY24	FY25	FY26	FY27
PE	Federal - NHS/NHPP	\$89,233	\$0	\$0	\$356,933	\$0
	Federal - STP/STBG	\$20,520	\$40,000	\$0	\$42,080	\$0
PE TOTAL		\$109,753	\$40,000	\$0	\$399,013	\$0
PE AC	Federal - AC OTHER	\$0	\$616,612	\$0	\$1,214,548	\$0
RW	Federal - AC CONVERSION	\$927,377	\$0	\$2,032,785	\$683,512	\$993,211
	Federal - NHS/NHPP	\$221,360	\$885,438	\$0	\$0	\$0
	Federal - STP/STBG	\$486,063	\$1,503,185	\$285,458	\$155,608	\$0
RW TOTAL		\$1,634,799	\$2,388,623	\$2,318,243	\$839,120	\$993,211
RW AC	Federal - AC OTHER	\$0	\$2,540,981	\$854,390	\$1,241,514	\$0
CN	Federal - AC CONVERSION	\$1,211,543	\$208,191	\$2,535,633	\$400,000	\$2,944,124
	Federal - HSIP	\$25,000	\$225,000	\$0	\$0	\$0
	Federal - NHS/NHPP	\$1,386,456	\$0	\$1,408,167	\$4,137,656	\$0
	Federal - STP/STBG	\$3,766,012	\$1,699,295	\$2,156,590	\$3,144,040	\$8,064,122
CN TOTAL		\$6,389,010	\$2,132,486	\$6,100,390	\$7,681,696	\$11,008,246
CN AC	Federal - AC OTHER	\$0	\$7,564,754	\$2,550,270	\$5,754,862	\$0

MPO		NonMPO				
GROUPING		Construction : Transportation Alternatives/Byway/Non-Traditional				
ROUTE/STREET					TOTAL COST	\$6,365,326
	FUND SOURCE	MATCH	FY24	FY25	FY26	FY27
PE	Federal - TAP/F	\$70,918	\$283,672	\$0	\$0	\$0
CN	Federal - TAP/F	\$174,322	\$0	\$534,603	\$162,686	\$0
CN AC	Federal - AC OTHER	\$0	\$0	\$143,634	\$146,742	\$0

MPO	NonMPO						
GROUPING	Maintenance : Preventive Maintenance and System Preservation						
PROGRAM NOTE	Funding identified to be obligated districtwide as projects are identified.						
ROUTE/STREET						TOTAL COST	\$109,397,318
	FUND SOURCE	MATCH	FY24	FY25	FY26	FY27	
			\$0	\$0	\$0	\$0	

MPO	Lynchburg						
GROUPING	Maintenance : Preventive Maintenance and System Preservation						
PROGRAM NOTE	Funding identified to be obligated districtwide as projects are identified.						
ROUTE/STREET						TOTAL COST	\$109,397,318
	FUND SOURCE	MATCH	FY24	FY25	FY26	FY27	
CN	Federal - STP/STBG		\$0	\$26,725,567	\$27,136,691	\$27,554,174	\$27,980,886

MPO	Lynchburg						
GROUPING	Maintenance : Preventive Maintenance for Bridges						
PROGRAM NOTE	Funding identified to be obligated districtwide as projects are identified.						
ROUTE/STREET						TOTAL COST	\$35,452,434
	FUND SOURCE	MATCH	FY24	FY25	FY26	FY27	
CN	Federal - AC CONVERSION		\$0	\$281,400	\$485,100	\$1,746,850	\$0
	Federal - BR		\$0	\$1,940,400	\$6,987,400	\$0	\$0
	Federal - NHS/NHPP		\$0	\$818,182	\$818,182	\$4,179,582	\$818,182
	Federal - STP/STBG		\$0	\$3,495,559	\$3,509,232	\$3,523,137	\$3,537,278
CN TOTAL			\$0	\$6,535,541	\$11,799,914	\$9,449,569	\$4,355,460
CN AC	Federal - AC OTHER		\$0	\$485,100	\$1,746,850	\$1,080,000	\$0

MPO	Lynchburg						
GROUPING	Maintenance : Traffic and Safety Operations						
PROGRAM NOTE	Funding identified to be obligated districtwide as projects are identified.						
ROUTE/STREET						TOTAL COST	\$7,680,990
	FUND SOURCE	MATCH	FY24	FY25	FY26	FY27	
CN	Federal - STP/STBG		\$0	\$1,908,362	\$1,916,197	\$1,924,164	\$1,932,267



**Danville MPO**  
**Project**  
**Groupings**

GROUPING		Construction : Safety/ITS/Operational Improvements				
ROUTE/STREET					TOTAL COST	\$31,261,398
	FUND SOURCE	MATCH	FY24	FY25	FY26	FY27
		\$0	\$0	\$0	\$0	\$0

GROUPING		Construction : Transportation Alternatives/Byway/Non-Traditional				
ROUTE/STREET					TOTAL COST	\$1,643,364
	FUND SOURCE	MATCH	FY24	FY25	FY26	FY27
RW	Federal - TAP/F	\$19,249	\$76,996	\$0	\$0	\$0
CN	Federal - TAP/F	\$166,463	\$209,196	\$456,657	\$0	\$0
CN AC	Federal - AC OTHER	\$0	\$198,580	\$202,141	\$0	\$0

GROUPING		Maintenance : Preventive Maintenance and System Preservation				
PROGRAM NOTE		Funding identified to be obligated districtwide as projects are identified.				
ROUTE/STREET					TOTAL COST	\$109,397,318
	FUND SOURCE	MATCH	FY24	FY25	FY26	FY27
CN	Federal - STP/STBG	\$0	\$26,725,567	\$27,136,691	\$27,554,174	\$27,980,886

GROUPING		Maintenance : Preventive Maintenance for Bridges				
PROGRAM NOTE		Funding identified to be obligated districtwide as projects are identified.				
ROUTE/STREET					TOTAL COST	\$35,452,434
	FUND SOURCE	MATCH	FY24	FY25	FY26	FY27
CN	Federal - AC CONVERSION	\$0	\$281,400	\$485,100	\$1,746,850	\$0
	Federal - BR	\$0	\$1,940,400	\$6,987,400	\$0	\$0
	Federal - NHS/NHPP	\$0	\$818,182	\$818,182	\$4,179,582	\$818,182
	Federal - STP/STBG	\$0	\$3,495,559	\$3,509,232	\$3,523,137	\$3,537,278
CN TOTAL		\$0	\$6,535,541	\$11,799,914	\$9,449,569	\$4,355,460
CN AC	Federal - AC OTHER	\$0	\$485,100	\$1,746,850	\$1,080,000	\$0

GROUPING		Maintenance : Traffic and Safety Operations				
PROGRAM NOTE		Funding identified to be obligated districtwide as projects are identified.				
ROUTE/STREET					TOTAL COST	\$7,680,990
	FUND SOURCE	MATCH	FY24	FY25	FY26	FY27
CN	Federal - STP/STBG	\$0	\$1,908,362	\$1,916,197	\$1,924,164	\$1,932,267

**Lynchburg MPO**  
**Project**  
**Groupings**

GROUPING		Construction : Bridge Rehabilitation/Replacement/Reconstruction						
ROUTE/STREET							TOTAL COST	\$111,342,892
	FUND SOURCE	MATCH	FY24	FY25	FY26	FY27		
RW	Federal - NHS/NHPP	\$1,058,493	\$4,233,972	\$0	\$0	\$0	\$0	
CN	Federal - AC CONVERSION	\$2,118,795	\$0	\$0	\$5,319,900	\$3,155,281		
	Federal - NHS/NHPP	\$4,452,362	\$0	\$17,809,447	\$0	\$0		
<b>CN TOTAL</b>		<b>\$6,571,157</b>	<b>\$0</b>	<b>\$17,809,447</b>	<b>\$5,319,900</b>	<b>\$3,155,281</b>		
CN AC	Federal - AC OTHER	\$0	\$0	\$31,101,682	\$0	\$0		

GROUPING		Construction : Rail						
ROUTE/STREET							TOTAL COST	\$450,000
	FUND SOURCE	MATCH	FY24	FY25	FY26	FY27		
		\$0	\$0	\$0	\$0	\$0	\$0	

GROUPING		Construction : Safety/ITS/Operational Improvements						
ROUTE/STREET							TOTAL COST	\$135,967,387
	FUND SOURCE	MATCH	FY24	FY25	FY26	FY27		
PE	Federal - HSIP	\$19,000	\$171,000	\$0	\$0	\$0	\$0	
PE AC	Federal - AC OTHER	\$0	\$350,000	\$0	\$0	\$0	\$0	
RW	Federal - AC CONVERSION	\$4,156	\$0	\$37,406	\$0	\$0	\$0	
	Federal - HSIP	\$11,018	\$31,662	\$67,500	\$0	\$0	\$0	
	Federal - NHS/NHPP	\$402,434	\$0	\$1,609,734	\$0	\$0	\$0	
	Federal - STP/STBG	\$53,240	\$212,960	\$0	\$0	\$0	\$0	
<b>RW TOTAL</b>		<b>\$470,848</b>	<b>\$244,622</b>	<b>\$1,714,640</b>	<b>\$0</b>	<b>\$0</b>	<b>\$0</b>	
RW AC	Federal - AC OTHER	\$0	\$41,563	\$4,484,650	\$0	\$0	\$0	
CN	Federal - AC CONVERSION	\$162,361	\$256,939	\$51,676	\$0	\$1,152,631		
	Federal - HSIP	\$113,947	(\$447,223)	\$1,046,554	\$426,195	\$0	\$0	
	Federal - STP/STBG	\$865,488	\$3,461,953	\$0	\$0	\$0	\$0	
<b>CN TOTAL</b>		<b>\$1,141,796</b>	<b>\$3,271,669</b>	<b>\$1,098,230</b>	<b>\$426,195</b>	<b>\$1,152,631</b>		
CN AC	Federal - AC OTHER	\$0	\$670,579	\$1,113,945	\$0	\$0	\$0	

GROUPING		Construction : Transportation Alternatives/Byway/Non-Traditional						
ROUTE/STREET							TOTAL COST	\$2,000,000
	FUND SOURCE	MATCH	FY24	FY25	FY26	FY27		
		\$0	\$0	\$0	\$0	\$0	\$0	

GROUPING	Maintenance : Preventive Maintenance and System Preservation						
PROGRAM NOTE	Funding identified to be obligated districtwide as projects are identified.						
ROUTE/STREET						TOTAL COST	\$109,397,318
	FUND SOURCE	MATCH	FY24	FY25	FY26	FY27	
CN	Federal - STP/STBG	\$0	\$26,725,567	\$27,136,691	\$27,554,174	\$27,980,886	

GROUPING	Maintenance : Preventive Maintenance for Bridges						
PROGRAM NOTE	Funding identified to be obligated districtwide as projects are identified.						
ROUTE/STREET						TOTAL COST	\$35,452,434
	FUND SOURCE	MATCH	FY24	FY25	FY26	FY27	
CN	Federal - AC CONVERSION	\$0	\$281,400	\$485,100	\$1,746,850	\$0	
	Federal - BR	\$0	\$1,940,400	\$6,987,400	\$0	\$0	
	Federal - NHS/NHPP	\$0	\$818,182	\$818,182	\$4,179,582	\$818,182	
	Federal - STP/STBG	\$0	\$3,495,559	\$3,509,232	\$3,523,137	\$3,537,278	
CN TOTAL		\$0	\$6,535,541	\$11,799,914	\$9,449,569	\$4,355,460	
CN AC	Federal - AC OTHER	\$0	\$485,100	\$1,746,850	\$1,080,000	\$0	

GROUPING	Maintenance : Traffic and Safety Operations						
PROGRAM NOTE	Funding identified to be obligated districtwide as projects are identified.						
ROUTE/STREET						TOTAL COST	\$7,680,990
	FUND SOURCE	MATCH	FY24	FY25	FY26	FY27	
CN	Federal - STP/STBG	\$0	\$1,908,362	\$1,916,197	\$1,924,164	\$1,932,267	

# NORTHERN VIRGINIA DISTRICT

July 2023

Prepared by the  
**Virginia Department of Transportation**  
in Cooperation with  
**Virginia Department of Rail and Public Transportation,**  
**Federal Highway Administration–Virginia Division Office, and**  
**Federal Transit Administration**

Northern Virginia District  
Interstate Projects

MPO	Northern Virginia					
UPC NO	108424	SCOPE	Reconstruction w/ Added Capacity			
SYSTEM	Interstate	JURISDICTION	Northern Virginia District-wide	OVERSIGHT	FO	
PROJECT	I-66 INSIDE THE BELTWAY INITIATIVES			ADMIN BY	VDOT	
DESCRIPTION	FROM: Exit 67 DULLES AIRPORT ACCESS ROAD TO: Exit 71 N. GEORGE MASON DRIVE (3.6440 MI)					
PROGRAM NOTE	Includes \$23,584,311 GARVEE Debt Service Principal Prev, \$5,049,577 GARVEE Debt Service Principal FFY24, \$5,305,082 GARVEE Debt Service Principal FFY25, \$5,574,631 GARVEE Debt Service Principal FFY26, \$5,855,759 GARVEE Debt Service Principal FFY27. Total GARVEE Debt Service Principal \$79,821,435. Corresponding Debt Service UPC 110392					
ROUTE/STREET	I-66 (0066)			TOTAL COST	\$111,200,000	
	FUND SOURCE	MATCH	FY24	FY25	FY26	FY27
CN	Federal - NHS/NHPP		\$0	\$5,049,577	\$0	\$0
	Other		\$0	\$29,118,398	\$0	\$0
CN TOTAL			\$0	\$34,167,975	\$0	\$0
CN	Federal - AC		\$0	\$51,187,547	\$0	\$0
AC						

MPO	Northern Virginia					
UPC NO	110392	SCOPE				
SYSTEM	Interstate	JURISDICTION	Northern Virginia District-wide	OVERSIGHT	NFO	
PROJECT	I-66 INSIDE THE BELTWAY INITIATIVES GARVEE DEBT SERVICE			ADMIN BY	VDOT	
DESCRIPTION						
PROGRAM NOTE	Includes \$18,735,863 GARVEE Debt Service Interest Prev, \$2,729,355 GARVEE Debt Service Int FFY24, \$2,473,724 GARVEE Debt Service Int FFY25, \$2,205,130 GARVEE Debt Service Int FFY26, \$1,922,938 GARVEE Debt Service Interest FFY27, \$5,196,006 GARVEE Debt Service Interest FFY28-35. Total GARVEE Debt Service Interest \$33,263,016. Corresponding CN UPC 108424					
ROUTE/STREET	0066			TOTAL COST	\$77,350,827	
	FUND SOURCE	MATCH	FY24	FY25	FY26	FY27
PE	Federal - AC CONVERSION		\$0	\$0	\$2,473,724	\$2,205,130
	Federal - NHS/NHPP		\$0	\$2,729,355	\$0	\$0
PE TOTAL			\$0	\$2,729,355	\$2,473,724	\$2,205,130
PE AC	Federal - AC		\$0	\$11,797,798	\$0	\$0

MPO	Northern Virginia					
UPC NO	110496	SCOPE	Other			
SYSTEM	Interstate	JURISDICTION	Northern Virginia District-wide	OVERSIGHT	FO	
PROJECT	TRANSFORM I-66 OVERSIGHT PROJECT			ADMIN BY	VDOT	
DESCRIPTION	FROM: ROUTE 15 IN HAYMARKET TO: I-495/CAPITAL BELTWAY					
ROUTE/STREET	I-66 (0066)			TOTAL COST	\$120,824,714	
	FUND SOURCE	MATCH	FY24	FY25	FY26	FY27
PE	Other		\$0	\$3,000,000	\$0	\$0
RW	Other		\$0	\$25,400,000	\$0	\$0

MPO	Northern Virginia					
UPC NO	110741	SCOPE	Reconstruction w/ Added Capacity			
SYSTEM	Interstate	JURISDICTION	Northern Virginia District-wide	OVERSIGHT	FO	
PROJECT	TRANSFORM66 OUTSIDE THE BELTWAY			ADMIN BY	VDOT	
DESCRIPTION	FROM: 0.07 Miles West of Route 15 (Haymarket) TO: 0.10 Miles East of I-495 (Capital Beltway)					
ROUTE/STREET	I-66 (0066)			TOTAL COST	\$3,031,403,774	
	FUND SOURCE	MATCH	FY24	FY25	FY26	FY27
CN	Other		\$0	\$3,031,403,774	\$0	\$0

MPO	Northern Virginia					
UPC NO	100566	SCOPE	Reconstruction w/ Added Capacity			
SYSTEM	Interstate	JURISDICTION	Prince William County	OVERSIGHT	FO	
PROJECT	I-66 / ROUTE 15 INTERCHANGE RECONSTRUCTION			ADMIN BY	VDOT	
DESCRIPTION	FROM: 0.224 Miles West of Rte 15 TO: 0.371 Miles East of Rte 15 (0.5950 MI)					
PROGRAM NOTE	Includes \$12,710,906 GARVEE Debt Service Principal Prev, \$1,989,068 GARVEE Debt Service Principal FFY24, \$2,090,022 GARVEE Debt Service Principal FFY25, \$2,195,792 GARVEE Debt Service Principal FFY26, \$2,306,784 GARVEE Debt Service Principal FFY27. Total GARVEE Debt Service Principal \$31,849,466. Corresponding GARVEE Debt Service UPC 110376.					
ROUTE/STREET	I-66 (0066)			TOTAL COST	\$52,143,108	
	FUND SOURCE	MATCH	FY24	FY25	FY26	FY27
CN	Federal - AC CONVERSION		\$0	\$0	\$2,090,022	\$2,195,792
	Federal - NHS/NHPP		\$0	\$1,989,068	\$0	\$0
CN TOTAL			\$0	\$1,989,068	\$2,090,022	\$2,195,792
CN AC	Federal - AC		\$0	\$21,701,172	\$0	\$0

MPO	Northern Virginia					
UPC NO	110376	SCOPE				
SYSTEM	Interstate	JURISDICTION	Prince William County	OVERSIGHT	NFO	
PROJECT	I-66 / ROUTE 15 INTCHNG RECONSTRUCTION GARVEE DEBT SERVICE			ADMIN BY	VDOT	
DESCRIPTION						
PROGRAM NOTE	Includes \$9,925,855 GARVEE Debt Service Interest Prev, \$932,370 FFY24 GARVEE Debt Service Interest, \$831,672 GARVEE Debt Service Interest FFY25, \$725,867 GARVEE Debt Service Interest FFY26, \$614,702 GARVEE Debt Service Interest FFY27, \$1,234,243 GARVEE Debt Service Interest FFY28-32. Total GARVEE Debt Service Interest \$14,264,709. Corresponding CN UPC 100566.					
ROUTE/STREET	0066			TOTAL COST	\$38,940,193	
	FUND SOURCE	MATCH	FY24	FY25	FY26	FY27
PE	Federal - AC CONVERSION		\$0	\$0	\$831,672	\$725,867
	Federal - NHS/NHPP		\$0	\$932,370	\$0	\$0
PE TOTAL			\$0	\$932,370	\$831,672	\$725,867
PE AC	Federal - AC		\$0	\$3,406,484	\$0	\$0

MPO	Northern Virginia					
UPC NO	115999	SCOPE	Reconstruction w/ Added Capacity			
SYSTEM	Interstate	JURISDICTION	Prince William County		OVERSIGHT	NFO
PROJECT	I-95 SB AUXILIARY LANE BETWEEN RTE 123 AND RTE 294				ADMIN BY	VDOT
DESCRIPTION	FROM: Route 294 Exit Ramp TO: Route 123 Entrance Ramp (1.4000 MI)					
ROUTE/STREET	INTERSTATE 95 SOUTHBOUND (0095)				TOTAL COST	\$23,721,497
	FUND SOURCE	MATCH	FY24	FY25	FY26	FY27
PE	Other	\$0	\$141,388	\$0	\$0	\$0

MPO	Multiple MPOs					
UPC NO	102711	SCOPE	Reconstruction w/ Added Capacity			
SYSTEM	Interstate	JURISDICTION	Statewide		OVERSIGHT	NFO
PROJECT	I-95 HOV/HOT Lanes Project PPTA Develop & Mgmt. Oversight				ADMIN BY	VDOT
DESCRIPTION	FROM: Garrisonville Road TO: 1 Mile North of Edsall Road (28.0000 MI)					
ROUTE/STREET	0095				TOTAL COST	\$48,159,488
	FUND SOURCE	MATCH	FY24	FY25	FY26	FY27
CN	Federal - DEMO	\$0	\$4,278,750	\$0	\$0	\$0
	Federal - NHS/NHPP	\$0	\$11,872,992	\$0	\$0	\$0
CN TOTAL		\$0	\$16,151,742	\$0	\$0	\$0

MPO	Northern Virginia					
UPC NO	103106	SCOPE	Reconstruction w/ Added Capacity			
SYSTEM	Interstate	JURISDICTION	Statewide		OVERSIGHT	FO
PROJECT	I-95 HOV/HOT Lanes Construction				ADMIN BY	VDOT
DESCRIPTION	FROM: Garrisonville Road TO: 1 Mile North of Edsall Road (28.0000 MI)					
PROGRAM NOTE	All funding obligated based on current allocations/estimate. Waiting Financial Closure. Linked with UPC 102710, 103019, 103020, 102711, 103591, 103222					
ROUTE/STREET	0095				TOTAL COST	\$785,756,087
	FUND SOURCE	MATCH	FY24	FY25	FY26	FY27
		\$0	\$0	\$0	\$0	\$0

MPO	Multiple MPOs					
UPC NO	103222	SCOPE	Reconstruction w/ Added Capacity			
SYSTEM	Interstate	JURISDICTION	Statewide		OVERSIGHT	FO
PROJECT	I-95 HOV/HOT Lanes Debt Service				ADMIN BY	VDOT
DESCRIPTION	FROM: Garrisonville Road TO: 1 mile North of Edsall Road (28.0000 MI)					
ROUTE/STREET	0095				TOTAL COST	\$110,089,071
	FUND SOURCE	MATCH	FY24	FY25	FY26	FY27
PE	Federal - AC CONVERSION	\$0	\$0	\$7,113,319	\$7,112,177	\$7,119,521
	Federal - NHS/NHPP	\$0	\$7,119,194	\$0	\$0	\$0
PE TOTAL		\$0	\$7,119,194	\$7,113,319	\$7,112,177	\$7,119,521

MPO	Multiple MPOs					
UPC NO	116656	SCOPE	Safety			
SYSTEM	Interstate	JURISDICTION	Statewide		OVERSIGHT	NFO
PROJECT	#I95CIP VARIABLE SPEED LIMITS - PROGRAM UPC				ADMIN BY	VDOT
DESCRIPTION	FROM: Various TO: Various					
ROUTE/STREET	0095				TOTAL COST	\$4,912,629
	FUND SOURCE	MATCH	FY24	FY25	FY26	FY27
PE	Federal - NHS/NHPP		\$0	\$4,912,629	\$0	\$0

MPO	Multiple MPOs					
UPC NO	116657	SCOPE	Safety			
SYSTEM	Interstate	JURISDICTION	Statewide		OVERSIGHT	NFO
PROJECT	#I95CIP RAMP METERING PROGRAM UPC				ADMIN BY	VDOT
DESCRIPTION	FROM: Various TO: Various					
ROUTE/STREET	0095				TOTAL COST	\$5,700,000
	FUND SOURCE	MATCH	FY24	FY25	FY26	FY27
PE	Federal - NHS/NHPP		\$0	\$3,500,000	\$0	\$0
PE AC	Federal - AC OTHER		\$0	\$2,200,000	\$0	\$0

MPO	Multiple MPOs					
UPC NO	116658	SCOPE	Safety			
SYSTEM	Interstate	JURISDICTION	Statewide		OVERSIGHT	NFO
PROJECT	#I95CIP GEOFENCED EMERGENCY NOTIFICATIONS - PROGRAM UPC				ADMIN BY	VDOT
DESCRIPTION	FROM: Various TO: Various					
ROUTE/STREET	0095				TOTAL COST	\$200,000
	FUND SOURCE	MATCH	FY24	FY25	FY26	FY27
PE AC	Federal - AC OTHER		\$0	\$200,000	\$0	\$0

MPO	Multiple MPOs					
UPC NO	116659	SCOPE	Safety			
SYSTEM	Interstate	JURISDICTION	Statewide		OVERSIGHT	NFO
PROJECT	#I95CIP ADVANCED WORK ZONE TECHNOLOGY - PROGRAM UPC				ADMIN BY	VDOT
DESCRIPTION	FROM: Various TO: Various					
ROUTE/STREET	0095				TOTAL COST	\$950,000
	FUND SOURCE	MATCH	FY24	FY25	FY26	FY27
PE AC	Federal - AC OTHER		\$0	\$950,000	\$0	\$0

MPO	Multiple MPOs					
UPC NO	116661	SCOPE	Safety			
SYSTEM	Interstate	JURISDICTION	Statewide		OVERSIGHT	NFO
PROJECT	#I95CIP CORRIDOR TECHNOLOGY IMPROVEMENTS - PROGRAM UPC				ADMIN BY	VDOT
DESCRIPTION	FROM: Various TO: Various					
ROUTE/STREET	0095				TOTAL COST	\$3,202,500
	FUND SOURCE	MATCH	FY24	FY25	FY26	FY27
PE AC	Federal - AC OTHER		\$0	\$3,202,500	\$0	\$0



MPO	Northern Virginia					
UPC NO	110729	SCOPE	Other			
SYSTEM	Interstate	JURISDICTION	Alexandria	OVERSIGHT	FO	
PROJECT	I395 AUXILIARY LANE - SOUNDWALLS			ADMIN BY	VDOT	
DESCRIPTION	FROM: 0.280 MI. N. of Duke Street TO: 0.048 MI. S. of Sanger Avenue					
ROUTE/STREET	SHIRLEY HIGHWAY (0395)			TOTAL COST	\$6,650,000	
	FUND SOURCE	MATCH	FY24	FY25	FY26	FY27
CN	Other	\$0	\$350,000	\$0	\$0	\$0

MPO	Northern Virginia					
UPC NO	110728	SCOPE	Traffic Management/Engineering			
SYSTEM	Interstate	JURISDICTION	Arlington County	OVERSIGHT	FO	
PROJECT	I-395 NORTHERN EXTENSION MULTI-MODAL ACCESS TO PENTAGON (2B)			ADMIN BY	VDOT	
DESCRIPTION	FROM: Shirley Hwy TO: Shirley Hwy					
ROUTE/STREET	SHIRLEY HWY (0395)			TOTAL COST	\$10,000,000	
	FUND SOURCE	MATCH	FY24	FY25	FY26	FY27
CN	Other	\$0	\$250,000	\$0	\$0	\$0

MPO	Northern Virginia					
UPC NO	108361	SCOPE	Reconstruction w/ Added Capacity			
SYSTEM	Interstate	JURISDICTION	Northern Virginia District-wide	OVERSIGHT	FO	
PROJECT	I-395 NORTHERN EXTENSION PROJECT OWNER COSTS (2A)			ADMIN BY	VDOT	
DESCRIPTION	FROM: Edsall Road TO: Washington, D. C. Line					
ROUTE/STREET	I-395 (0395)			TOTAL COST	\$33,850,000	
	FUND SOURCE	MATCH	FY24	FY25	FY26	FY27
RW	Federal - NHFP	\$70,000	\$280,000	\$0	\$0	\$0
CN	Federal - NSFH	(\$1,800,000)	(\$7,200,000)	\$0	\$0	\$0

MPO	Northern Virginia					
UPC NO	110739	SCOPE	Reconstruction w/ Added Capacity			
SYSTEM	Interstate	JURISDICTION	Northern Virginia District-wide	OVERSIGHT	FO	
PROJECT	I-395 EXPRESS LANES NORTHERN EXTENSION			ADMIN BY	VDOT	
DESCRIPTION	FROM: TURKEY COCK RUN TO: VICINITY OF EADS STREET					
PROGRAM NOTE	All funds obligated based on current allocations/estimate					
ROUTE/STREET	SHIRLEY HIGHWAY (0395)			TOTAL COST	\$462,000,000	
	FUND SOURCE	MATCH	FY24	FY25	FY26	FY27
		\$0	\$0	\$0	\$0	\$0

MPO	Northern Virginia					
UPC NO	116423	SCOPE	Landscaping/Beautification			
SYSTEM	Interstate	JURISDICTION	Northern Virginia District-wide		OVERSIGHT	NFO
PROJECT	I-395 NORTHERN EXTENSION PROJECT OWNER COST (2A) LANDSCAPING				ADMIN BY	VDOT
DESCRIPTION	FROM: Turkeycock Run Near Duke Street TO: Vicinity of Eads Street					
PROGRAM NOTE	Linked to UPC 108361					
ROUTE/STREET	0395				TOTAL COST	\$746,030
	FUND SOURCE	MATCH	FY24	FY25	FY26	FY27
CN	Other		\$0	\$656,288	\$0	\$0

MPO	Northern Virginia					
UPC NO	89486	SCOPE	Reconstruction w/o Added Capacity			
SYSTEM	Interstate	JURISDICTION	Fairfax County		OVERSIGHT	FO
PROJECT	I-495 HOT Lane Support				ADMIN BY	VDOT
DESCRIPTION	FROM: Springfield Interchange TO: Dulles Toll/Access Road (12.0000 MI)					
PROGRAM NOTE	WAITING FINANCIAL CLOSURE					
ROUTE/STREET	0495				TOTAL COST	\$61,397,469
	FUND SOURCE	MATCH	FY24	FY25	FY26	FY27
CN	Federal - NHPP/E		\$0	\$1,493,599	\$0	\$0
	Federal - NHS/NHPP		\$0	\$16,248,187	\$0	\$0
CN TOTAL			\$0	\$17,741,786	\$0	\$0

MPO	Northern Virginia					
UPC NO	94611	SCOPE	Reconstruction w/o Added Capacity			
SYSTEM	Interstate	JURISDICTION	Fairfax County		OVERSIGHT	NFO
PROJECT	GEC Design Services I495/DAAH Interchange Improvements				ADMIN BY	VDOT
DESCRIPTION	FROM: 0.10 M E of Spring Hill Road (Rte. 684) TO: I-495 Capital Beltway					
PROGRAM NOTE	WAITING FINANCIAL CLOSURE					
ROUTE/STREET	0495				TOTAL COST	\$54,591,382
	FUND SOURCE	MATCH	FY24	FY25	FY26	FY27
CN	Federal - NHS/NHPP		\$0	\$5,058,192	\$0	\$0

MPO	Northern Virginia					
UPC NO	104005	SCOPE	Facilities for Pedestrians and Bicycles			
SYSTEM	Interstate	JURISDICTION	Fairfax County		OVERSIGHT	
PROJECT	HOT Lanes Bicycle/Pedestrian Facilities - Phase II				ADMIN BY	VDOT
DESCRIPTION	FROM: Provincial Drive TO: Tysons One Place (0.5000 MI)					
ROUTE/STREET	0495				TOTAL COST	\$13,405,718
	FUND SOURCE	MATCH	FY24	FY25	FY26	FY27
PE	Other		\$0	\$2,220	\$0	\$0
RW	Other		\$0	\$28,205	\$0	\$0
CN	Other		\$0	\$4,368,587	\$0	\$0

MPO	Northern Virginia					
UPC NO	106025	SCOPE	Other			
SYSTEM	Interstate	JURISDICTION	Fairfax County		OVERSIGHT	FO
PROJECT	I-495 NORTHERN SECTION SHOULDER USE DEBT SERVICE				ADMIN BY	VDOT
DESCRIPTION	FROM: South of Old Dominion Drive Overpass TO: George Washington Memorial Highway					
ROUTE/STREET	0495				TOTAL COST	\$18,662,537
	FUND SOURCE	MATCH	FY24	FY25	FY26	FY27
CN	Federal - AC CONVERSION	\$0	\$0	\$1,221,039	\$1,220,854	\$1,220,685
	Federal - NHS/NHPP	\$0	\$1,221,024	\$0	\$0	\$0
CN TOTAL		\$0	\$1,221,024	\$1,221,039	\$1,220,854	\$1,220,685
CN	Federal - AC	\$0	\$7,007,258	\$0	\$0	\$0
AC						

MPO	Northern Virginia					
UPC NO	113414	SCOPE	Environmental Only			
SYSTEM	Interstate	JURISDICTION	Fairfax County		OVERSIGHT	NFO
PROJECT	I-495 EXPRESS LANES NORTHERN EXTENSION				ADMIN BY	VDOT
DESCRIPTION	FROM: South of Existing Express Lanes, Northern Termini TO: American Legion Bridge (2.1100 MI)					
PROGRAM NOTE	Parent UPC to child UPC 116729. Linked to UPC 68805, 155401, 116754, 116729, -25415 and 120823.					
ROUTE/STREET	I-495 (0495)				TOTAL COST	\$19,799,970
	FUND SOURCE	MATCH	FY24	FY25	FY26	FY27
PE	Other	\$0	\$13,799,970	\$0	\$0	\$0

MPO	Northern Virginia					
UPC NO	115401	SCOPE	Reconstruction w/ Added Capacity			
SYSTEM	Interstate	JURISDICTION	Fairfax County		OVERSIGHT	FO
PROJECT	I-495 EXPRESS LANES NORTHERN EXTENSION - PHASE 1				ADMIN BY	VDOT
DESCRIPTION	FROM: South of Existing Express Lanes, Northern Termini TO: American Legion Bridge (3.1000 MI)					
PROGRAM NOTE	All funds obligated based on current allocations/estimate					
ROUTE/STREET	I-495 (0495)				TOTAL COST	\$559,323,951
	FUND SOURCE	MATCH	FY24	FY25	FY26	FY27
		\$0	\$0	\$0	\$0	\$0

MPO	Northern Virginia					
UPC NO	116754	SCOPE	Reconstruction w/ Added Capacity			
SYSTEM	Interstate	JURISDICTION	Fairfax County		OVERSIGHT	FO
PROJECT	#OTHERINT - I-495 NEXT PH 1 - VDOT OVERSIGHT & TMP				ADMIN BY	VDOT
DESCRIPTION	FROM: S. of Existing Express Lanes, Northern Termini TO: American Legion Bridge					
ROUTE/STREET	I-495 (0495)				TOTAL COST	\$52,400,000
	FUND SOURCE	MATCH	FY24	FY25	FY26	FY27
RW	Federal - AC	\$0	\$5,000,000	\$0	\$0	\$0
AC						
CN	Federal - NHPP/E	\$0	\$3,609,140	\$0	\$0	\$0
	Federal - NHS/NHPP	\$0	\$27,106,621	\$0	\$0	\$0
	Other	\$0	\$15,236,682	\$0	\$0	\$0
CN TOTAL		\$0	\$45,952,443	\$0	\$0	\$0
CN	Federal - AC	\$0	\$6,447,557	\$0	\$0	\$0
AC						

MPO	Northern Virginia				
UPC NO	120823	SCOPE	Reconstruction w/ Added Capacity		
SYSTEM	Interstate	JURISDICTION	Fairfax County	OVERSIGHT	NFO
PROJECT	#OTHERINT - I-495 NEXT TRANSIT INVESTMENT			ADMIN BY	DRPT
DESCRIPTION	FROM: S. of Existing Express Lanes, Northern Terminus TO: American Legion Bridge				
PROGRAM NOTE	All funds obligated based on current allocations/estimate				
ROUTE/STREET	I-495 (0495)			TOTAL COST	\$5,200,000
FUND SOURCE	MATCH	FY24	FY25	FY26	FY27
		\$0	\$0	\$0	\$0

Northern Virginia District  
Primary Projects

MPO	Northern Virginia					
UPC NO	90339	SCOPE	Reconstruction w/ Added Capacity			
SYSTEM	Primary	JURISDICTION	Dumfries	OVERSIGHT	NFO	
PROJECT	ROUTE 1 WIDENING (FRALEY BLVD) - PE ONLY			ADMIN BY	VDOT	
DESCRIPTION	FROM: 0.1 Mi S. of Brady's Hill Road TO: 0.2 Mi. N. of Dumfries Road (Route 234) (2.1490 MI)					
ROUTE/STREET	FRALEY BLVD (0001)			TOTAL COST	\$3,820,693	
	FUND SOURCE	MATCH	FY24	FY25	FY26	FY27
PE	Federal - RSTP	\$50,246	\$0	\$200,982	\$0	\$0

MPO	Northern Virginia					
UPC NO	119481	SCOPE	Reconstruction w/ Added Capacity			
SYSTEM	Primary	JURISDICTION	Dumfries	OVERSIGHT	NFO	
PROJECT	#SMART22 - ROUTE 1 (FRALEY BLVD) WIDENING			ADMIN BY	Locally	
DESCRIPTION	FROM: 0.016 Mi S. of Brady's Hill Road TO: 0.022 Mi. N. of Dumfries Road (Route 234) (1.8790 MI)					
PROGRAM NOTE	Linked to UPCs 90339 and 120060					
ROUTE/STREET	FRALEY BLVD (0001)			TOTAL COST	\$177,035,188	
	FUND SOURCE	MATCH	FY24	FY25	FY26	FY27
PE	Federal - NHS/NHPP	\$0	\$3,958,000	\$0	\$0	\$0
RW	Federal - AC CONVERSION	\$0	\$0	\$24,912,935	\$10,536,435	\$0
	Federal - NHS/NHPP	\$0	\$11,379,363	\$0	\$0	\$0
	Other	\$0	\$9,887,895	\$0	\$0	\$0
RW TOTAL		\$0	\$21,267,258	\$24,912,935	\$10,536,435	\$0
RW AC	Federal - AC	\$0	\$35,449,370	\$0	\$0	\$0
CN	Other	\$0	\$0	\$0	\$0	\$116,360,560

MPO	Northern Virginia					
UPC NO	120060	SCOPE				
SYSTEM	Primary	JURISDICTION	Dumfries	OVERSIGHT	NFO	
PROJECT	VDOT OVERSIGHT - #SMART22 ROUTE 1 (FRALEY BLVD) WIDENING			ADMIN BY	Locally	
DESCRIPTION	FROM: 0.1 Mi S. of Brady's Hill Road TO: .2 Mi. N. of Dumfries Road (Route 234)					
ROUTE/STREET	FRALEY BLVD (0001)			TOTAL COST	\$442,000	
	FUND SOURCE	MATCH	FY24	FY25	FY26	FY27
PE	Other	\$0	\$427,000	\$0	\$0	\$0
RW	Other	\$0	\$0	\$15,000	\$0	\$0

MPO	Northern Virginia					
UPC NO	107187	SCOPE	Reconstruction w/ Added Capacity			
SYSTEM	Primary	JURISDICTION	Fairfax County	OVERSIGHT	FO	
PROJECT	RICHMOND HIGHWAY CORRIDOR IMPROVEMENTS			ADMIN BY	VDOT	
DESCRIPTION	FROM: Jeff Todd Way TO: 0.13 Miles North of Frye Road (1.4500 MI)					
ROUTE/STREET	RICHMOND HIGHWAY (0001)			TOTAL COST	\$258,948,692	
	FUND SOURCE	MATCH	FY24	FY25	FY26	FY27
PE	Federal - RSTP	\$2,618,327	\$10,473,307		\$0	\$0
RW	Federal - DEMO	\$0	\$2,241,406		\$0	\$0
	Federal - RSTP	\$2,831,304	\$11,325,215		\$0	\$0
	Other	\$1,948,000	\$105,906,738		\$0	\$0
	<b>RW TOTAL</b>	<b>\$4,779,304</b>	<b>\$119,473,359</b>		<b>\$0</b>	<b>\$0</b>
CN	Other	\$0	\$0	\$104,452,245	\$0	\$0

MPO	Northern Virginia					
UPC NO	115549	SCOPE	Reconstruction w/ Added Capacity			
SYSTEM	Primary	JURISDICTION	Fairfax County	OVERSIGHT	NFO	
PROJECT	#SMART20 - RICHMOND HIGHWAY- BUS RAPID TRANSIT - VDOT O/S			ADMIN BY	DRPT	
DESCRIPTION	FROM: FORT BELVOIR TO: HUNTINGTON METRORAIL STATION					
PROGRAM NOTE	All funds obligated based on current allocations/estimate					
ROUTE/STREET	RICHMOND HIGHWAY (0001)			TOTAL COST	\$2,289,501	
	FUND SOURCE	MATCH	FY24	FY25	FY26	FY27
		\$0	\$0	\$0	\$0	\$0

MPO	Northern Virginia					
UPC NO	120800	SCOPE	Reconstruction w/ Added Capacity			
SYSTEM	Primary	JURISDICTION	Fairfax County	OVERSIGHT	FO	
PROJECT	RICHMOND HIGHWAY CORRIDOR IMPROVEMENTS, PH 2			ADMIN BY	VDOT	
DESCRIPTION	FROM: 0.13 Mi. N. of Frye Road TO: Sherwood Hall Road Rte 626 (1.6200 MI)					
PROGRAM NOTE	Linked to UPC 107187					
ROUTE/STREET	RICHMOND HIGHWAY (0001)			TOTAL COST	\$204,930,787	
	FUND SOURCE	MATCH	FY24	FY25	FY26	FY27
PE	Federal - RSTP	\$190,000	\$760,000		\$0	\$0
RW	Federal - RSTP	\$362,715	\$0	\$1,450,858	\$0	\$0
	Other	\$0	\$0	\$85,219,934	\$0	\$0
	<b>RW TOTAL</b>	<b>\$362,715</b>	<b>\$0</b>	<b>\$86,670,792</b>	<b>\$0</b>	<b>\$0</b>
CN	Other	\$0	\$0	\$0	\$114,847,280	\$0

MPO	Northern Virginia					
UPC NO	16422	SCOPE	Bridge Replacement w/o Added Capacity			
SYSTEM	Primary	JURISDICTION	Prince William County		OVERSIGHT	NFO
PROJECT	REPLACE AND WIDEN BRIDGE AND APPROACHES AT NEABSCO CREEK				ADMIN BY	VDOT
DESCRIPTION	FROM: 0.117 MI S CARDINAL DRIVE TO: 0.131 MI N BLACKBURN ROAD (0.4330 MI)					
PROGRAM NOTE	All funds obligated based on current allocations/estimate					
ROUTE/STREET	JEFF DAVIS HWY (0001)				TOTAL COST	\$36,834,922
	FUND SOURCE	MATCH	FY24	FY25	FY26	FY27
			\$0	\$0	\$0	\$0

MPO	Northern Virginia					
UPC NO	104303	SCOPE	Reconstruction w/ Added Capacity			
SYSTEM	Primary	JURISDICTION	Prince William County		OVERSIGHT	NFO
PROJECT	#HB2.FY17 WIDEN ROUTE 1 TO SIX LANES				ADMIN BY	Locally
DESCRIPTION	FROM: FEATHERSTONE ROAD TO: MARY'S WAY (1.3360 MI)					
ROUTE/STREET	JEFFERSON DAVIS HIGHWAY (0001)				TOTAL COST	\$87,019,366
	FUND SOURCE	MATCH	FY24	FY25	FY26	FY27
RW	Other		\$0	\$14,217,574	\$0	\$0
CN	Other		\$0	\$29,107,044	\$0	\$0

MPO	Northern Virginia					
UPC NO	99478	SCOPE	Reconstruction w/ Added Capacity			
SYSTEM	Primary	JURISDICTION	Fairfax County		OVERSIGHT	FO
PROJECT	#HB2.FY17 RTE 7 CORRIDOR IMPROVEMENTS - PHASE 1 and PHASE 2				ADMIN BY	VDOT
DESCRIPTION	FROM: Reston Avenue TO: Jarrett Valley Drive (6.8100 MI)					
PROGRAM NOTE	Includes \$ 12,270,896 GARVEE Debt Service Principal Prev, \$4,425,379 GARVEE Debt Service Principal FFY24, \$4,866,301 GARVEE Debt Service Principal FFY25, \$5,120,356 GARVEE Debt Service Principal FFY26, \$5,369,619 GARVEE Debt Service Principal FFY27. Total GARVEE Debt Service Principal \$77,781,048. Corresponding Debt Service UPC 110377. Parent of child UPC 106917.					
ROUTE/STREET	LEESBURG PIKE (0007)				TOTAL COST	\$195,914,112
	FUND SOURCE	MATCH	FY24	FY25	FY26	FY27
RW	Federal - AC CONVERSION		\$0	\$0	\$4,866,301	\$1,745,335
	Federal - NHS/NHPP		\$0	\$4,425,379	\$0	\$0
RW TOTAL			\$0	\$4,425,379	\$4,866,301	\$1,745,335
RW	Federal - AC		\$0	\$6,611,636	\$0	\$0
CN	Federal - AC CONVERSION		\$0	\$0	\$0	\$3,375,021
	Federal - DEMO		\$0	\$14,373,682	\$0	\$0
	Federal - HIP/F		\$0	\$1,686,307	\$0	\$0
	Federal - NHS/NHPP		\$0	\$5,829,437	\$0	\$0
	Federal - STP/STBG		\$0	\$1,264,539	\$0	\$0
	Other		\$0	\$26,643,269	\$0	\$0
CN TOTAL			\$0	\$49,797,234	\$0	\$3,375,021
CN	Federal - AC		\$0	\$71,220,011	\$0	\$0

MPO	Northern Virginia					
UPC NO	106917	SCOPE	Reconstruction w/ Added Capacity			
SYSTEM	Primary	JURISDICTION	Fairfax County		OVERSIGHT	FO
PROJECT	#HB2.FY17 RTE 7 CORRIDOR IMPROVEMENTS - PHASE 2				ADMIN BY	VDOT
DESCRIPTION	FROM: Reston Avenue TO: Jarrett Valley Drive (3.2500 MI)					
PROGRAM NOTE	Includes \$8,027,754 GARVEE Debt Service Principal Prev, \$2,057,588 GARVEE Debt Service Principal FFY24, \$2,211,374 GARVEE Debt Service Principal FFY25, \$2,320,273 GARVEE Debt Service Principal FFY26, \$2,433,955 GARVEE Debt Service Principal FFY27. Total GARVEE Debt Service Principal \$36,082,370. Corresponding GARVEE Debt Service UPC 110378.					
ROUTE/STREET	LEESBURG PIKE (0007)				TOTAL COST	\$117,957,626
	FUND SOURCE	MATCH	FY24	FY25	FY26	FY27
CN	Federal - AC CONVERSION		\$0	\$0	\$2,211,374	\$2,320,273
	Federal - NHS/NHPP		\$0	\$2,057,588	\$0	\$0
	Other		\$0	\$15,520,552	\$0	\$0
CN TOTAL			\$0	\$17,578,140	\$2,211,374	\$2,320,273
CN AC	Federal - AC		\$0	\$31,149,039	\$0	\$0

MPO	Northern Virginia					
UPC NO	110377	SCOPE				
SYSTEM	Primary	JURISDICTION	Fairfax County		OVERSIGHT	NFO
PROJECT	#HB2.FY17 RTE 7 CORR IMPVEMENT PH 1&2 GARVEE DEBT SERVICE				ADMIN BY	VDOT
DESCRIPTION						
PROGRAM NOTE	Includes \$9,942,060 Prev GARVEE Debt Service Interest, \$2,825,254 GARVEE Debt Service Interest FFY24, \$2,797,308 GARVEE Debt Service Interest FFY25, \$2,572,065 GARVEE Debt Service Interest FFY26 \$2,321,618 GARVEE Debt Service Interest FFY27, \$9,406,780 GARVEE Debt Service Interest FFY28-39. Total GARVEE DS Int \$29,865,085. Corresponding CN UPC 99478					
ROUTE/STREET	0007				TOTAL COST	\$53,057,645
	FUND SOURCE	MATCH	FY24	FY25	FY26	FY27
PE	Federal - AC CONVERSION		\$0	\$0	\$2,797,308	\$2,572,065
	Federal - NHS/NHPP		\$0	\$2,825,254	\$0	\$0
PE TOTAL			\$0	\$2,825,254	\$2,797,308	\$2,321,618
PE AC	Federal - AC		\$0	\$17,097,771	\$0	\$0

MPO	Northern Virginia					
UPC NO	110378	SCOPE				
SYSTEM	Primary	JURISDICTION	Fairfax County		OVERSIGHT	NFO
PROJECT	#HB2.FY17 RT 7 CORRIDOR IMPR PHASE 2 GARVEE DEBT SERVICE				ADMIN BY	VDOT
DESCRIPTION						
PROGRAM NOTE	Includes \$6,426,055 GARVEE Debt Service Interest Prev, \$1,256,733 FFY24 GARVEE Debt Service Interest, \$1,199,847 GARVEE Debt Service Interest FFY25, \$1,091,160 GARVEE Debt Service Interest FFY26, \$977,109 GARVEE Debt Service Interest FFY27, \$3,763,714 GARVEE Debt Service Interest FFY28-38. Total GARVEE Debt Service Interest \$14,714,618. Corresponding CN UPC 106917.					
ROUTE/STREET	0007				TOTAL COST	\$29,786,907
	FUND SOURCE	MATCH	FY24	FY25	FY26	FY27
PE	Federal - AC CONVERSION		\$0	\$0	\$1,199,847	\$1,091,160
	Federal - NHS/NHPP		\$0	\$1,256,733	\$0	\$0
PE TOTAL			\$0	\$1,256,733	\$1,199,847	\$977,109
PE AC	Federal - AC		\$0	\$7,031,830	\$0	\$0



MPO	Northern Virginia					
UPC NO	T23875	Reconstruction w/ Added Capacity				
	Primary	Loudoun County			OVERSIGHT	NFO
	ROUTE 7 IMPROVEMENTS (ROUTE 9 TO THE DULLES GREENWAY)				ADMIN BY	Locally
DESCRIPTION	FROM: DULLES GREENWAY RTE 15 BYPASS TO: ROUTE 9 PURCELLVILLE (3.5000 MI)					
ROUTE/STREET	ROUTE 7 (0007)				TOTAL COST	\$130,992,500
	FUND SOURCE	MATCH	FY24	FY25	FY26	FY27
			\$0	\$0	\$0	\$0

MPO	Northern Virginia					
UPC NO	105584	SCOPE	Bridge, New Construction			
SYSTEM	Primary	JURISDICTION	Loudoun County		OVERSIGHT	NFO
PROJECT	ROUTE 7/GEORGE WASHINGTON BLVD OVERPASS				ADMIN BY	VDOT
DESCRIPTION	FROM: 0.270 MI. S. OF INT. RESEARCH PLACE TO: 0.014 MI. N. OF INT. RESEARCH PLACE (0.2840 MI)					
ROUTE/STREET	HARRY BIRD HIGHWAY (0007)				TOTAL COST	\$29,011,199
	FUND SOURCE	MATCH	FY24	FY25	FY26	FY27
PE	Federal - HIP/U		\$0	(\$37,113)	\$0	\$0
RW	Federal - HIP/F		\$0	\$37,113	\$0	\$0
	Other		\$0	\$537,114	\$0	\$0
RW TOTAL			\$0	\$574,227	\$0	\$0
CN	Other		\$0	\$5,056,782	\$0	\$0

MPO	Northern Virginia					
UPC NO	111666	SCOPE	Reconstruction w/ Added Capacity			
SYSTEM	Primary	JURISDICTION	Loudoun County		OVERSIGHT	NFO
PROJECT	#SMART18 - ROUTE 7/ROUTE 690 INTERCHANGE				ADMIN BY	Locally
DESCRIPTION	FROM: 0.7 miles West of Rte 690 Overpass over Rte 7 TO: 0.6 miles East of Rte 690 Overpass over Rte 7 (1.1700 MI)					
ROUTE/STREET	ROUTE 7 AND ROUTE 690 (0007)				TOTAL COST	\$52,685,000
	FUND SOURCE	MATCH	FY24	FY25	FY26	FY27
CN	Other		\$0	\$43,553,533	\$0	\$0

MPO	Northern Virginia					
UPC NO	T23869	SCOPE	Reconstruction w/o Added Capacity			
SYSTEM	Primary	JURISDICTION	Loudoun County		OVERSIGHT	NFO
PROJECT	ROUTE 15 ROUNDABOUT AND BRADDOCK ROAD				ADMIN BY	Locally
DESCRIPTION	FROM: Route 15 at the intersection of TO: Braddock Road					
ROUTE/STREET	0015				TOTAL COST	\$7,900,000
	FUND SOURCE	MATCH	FY24	FY25	FY26	FY27
PE	Federal - CMAQ	\$200,000	\$800,000	\$0	\$0	\$0
RW	Federal - CMAQ	\$240,000	\$0	\$0	\$960,000	\$0
CN	Federal - CMAQ	\$400,961	\$0	\$0	\$0	\$1,603,842
	Federal - RSTP	\$739,040	\$0	\$0	\$0	\$2,956,158
CN TOTAL		\$1,140,000	\$0	\$0	\$0	\$4,560,000

MPO	Northern Virginia					
UPC NO	108720	SCOPE	Reconstruction w/ Added Capacity			
SYSTEM	Primary	JURISDICTION	Fairfax County	OVERSIGHT	NFO	
PROJECT	#HB2.FY17 WIDEN RT 28 FROM 4 TO 6 LANES DIVIDED			ADMIN BY	Locally	
DESCRIPTION	FROM: 0.073 MI SOUTH OF PRINCE WILLIAM COUNTY LINE TO: 0.057 MI NORTH OF ROUTE 29 (2.3400 MI)					
ROUTE/STREET	CENTREVILLE ROAD (0028)			TOTAL COST	\$79,457,408	
	FUND SOURCE	MATCH	FY24	FY25	FY26	FY27
PE	Other	\$0	\$750,000	\$0	\$0	\$0
CN	Other	\$10,000,000	\$35,747,937	\$0	\$0	\$0

MPO	Northern Virginia					
UPC NO	68627	SCOPE	Bridge Replacement w/ Added Capacity			
SYSTEM	Primary	JURISDICTION	Prince William County	OVERSIGHT	NFO	
PROJECT	RTE 28 - BRIDGE REPLACEMENT OVER BROAD RUN			ADMIN BY	VDOT	
DESCRIPTION	FROM: 0.280 MILE WEST BROAD RUN TO: 0.302 MILE EAST BROAD RUN (0.5820 MI)					
ROUTE/STREET	0028			TOTAL COST	\$12,810,770	
	FUND SOURCE	MATCH	FY24	FY25	FY26	FY27
RW	Federal - RSTP	\$9,910	\$39,640	\$0	\$0	\$0

MPO	Northern Virginia					
UPC NO	92080	SCOPE	Reconstruction w/ Added Capacity			
SYSTEM	Primary	JURISDICTION	Prince William County	OVERSIGHT	NFO	
PROJECT	RT 28 WIDEN TO 6 LNS & RT 215 REALIGN (Ph1) & TO 4 LNS (Ph2)			ADMIN BY	Locally	
DESCRIPTION	FROM: Fitzwater Dr. (Rt 652) TO: Linton Hall Road Rte. 619 (3.2840 MI)					
ROUTE/STREET	NOKESVILLE ROAD - RTE. 28 (0028)			TOTAL COST	\$43,846,252	
	FUND SOURCE	MATCH	FY24	FY25	FY26	FY27
RW	Federal - RSTP	\$206,312	\$825,249	\$0	\$0	\$0
CN	Federal - RSTP	(\$209,707)	(\$838,829)	\$0	\$0	\$0

MPO	Northern Virginia					
UPC NO	110329	SCOPE	Reconstruction w/ Added Capacity			
SYSTEM	Primary	JURISDICTION	Fairfax County	OVERSIGHT	NFO	
PROJECT	#SMART18 - ROUTE 29 WIDENING - PH II			ADMIN BY	VDOT	
DESCRIPTION	FROM: 0.208 Mile West of Union Mill Road (Rte 659) TO: 0.460 Mile East of Buckley's Gate Drive (2.1370 MI)					
PROGRAM NOTE	Includes \$1,450,684 GARVEE Debt Service Principal Prev, \$277,632 GARVEE Debt Service Principal FFY24, \$291,695 GARVEE Debt Service Principal FFY25, \$306,552 GARVEE Debt Service Principal FFY26, \$321,976 GARVEE Debt Service Principal FFY27. Total GARVEE Debt Service Principal \$4,520,400. Corresponding GARVEE Debt Service UPC 111986. Linked with CN UPC 120509					
ROUTE/STREET	ROUTE 29 LEE HIGHWAY (0029)			TOTAL COST	\$15,231,225	
	FUND SOURCE	MATCH	FY24	FY25	FY26	FY27
PE	Federal - AC CONVERSION	\$0	\$0	\$291,695	\$306,552	\$321,976
	Federal - NHS/NHPP	\$0	\$277,632	\$0	\$0	\$0
	Other	\$0	\$978,131	\$0	\$0	\$0
PE TOTAL		\$0	\$1,255,763	\$291,695	\$306,552	\$321,976
PE AC	Federal - AC	\$0	\$2,792,084	\$0	\$0	\$0
RW	Other	\$0	\$9,732,694	\$0	\$0	\$0

Northern Virginia						
		111986				
Primary			Fairfax County			NFO
#SMART18 - ROUTE 29 WIIDENING - PH II GARVEE DEBT SERVICE						VDOT
Includes \$1,185,566 GARVEE Debt Service Interest Prev, \$150,058 FFY24 GARVEE Debt Service Interest, \$136,003 GARVEE Debt Service Interest FFY25, \$121,235 GARVEE Debt Service Interest FFY26, \$105,717 GARVEE Debt Service Interest FFY27, \$266,904 GARVEE Debt Service Interest FFY28-32. Total GARVEE Debt Service Interest \$1,965,483. Corresponding CN UPC 1110329.						
0029						\$5,213,883
PE	Federal - AC CONVERSION	\$0	\$0	\$136,003	\$121,235	\$105,717
	Federal - NHS/NHPP	\$0	\$150,058	\$0	\$0	\$0
		\$0	\$150,058	\$136,003	\$121,235	\$105,717
PE AC	Federal - AC	\$0	\$0	\$629,859	\$0	\$0

Northern Virginia						
		120509	Reconstruction w/ Added Capacity			
Primary			Fairfax County			NFO
#SMART18 - ROUTE 29 WIDENING - PH II						VDOT
FROM: 0.208 Mile West of Union Mill Road (Rte 659) TO: 0.460 Mile East of Buckley's Gate Drive (2.1370 MI)						
Includes \$66,917 GARVEE Debt Service Principal FFY24, \$79,619 GARVEE Debt Service Principal FFY25, \$83,030 GARVEE Debt Service Principal FFY26, \$86,575 GARVEE Debt Service Principal FFY27. Total GARVEE Debt Service Principal \$1,552,880. Linked with CN UPC 110329						
ROUTE 29 - LEE HIGHWAY (0029)						\$81,789,458
CN	Federal - AC CONVERSION	\$0	\$0	\$14,846,764	\$25,585,128	\$86,575
	Federal - NHS/NHPP	\$0	\$1,438,309	\$0	\$0	\$0
	Other	\$0	\$38,595,942	\$0	\$0	\$0
		\$0	\$40,034,251	\$14,846,764	\$25,585,128	\$86,575
CN AC	Federal - AC	\$0	\$41,755,207	\$0	\$0	\$0

MPO	Northern Virginia					
UPC NO	T23893	New Construction Roadway				
	Primary		Loudoun County			NFO
	RTE 50 COLLECTOR ROAD				ADMIN BY	Locally
	FROM: RTE 50 TO: RTE 28					
ROUTE/STREET	RTE 50 COLLETOR ROAD (0050)				TOTAL COST	\$114,200,000
	FUND SOURCE	MATCH	FY24	FY25	FY26	FY27
		\$0	\$0	\$0	\$0	\$0

MPO	Northern Virginia					
UPC NO	68757	SCOPE	Reconstruction w/ Added Capacity			
SYSTEM	Primary	JURISDICTION	Northern Virginia District-wide	OVERSIGHT	NFO	
PROJECT	WIDEN TO 6-LANES FROM SULLY ROAD (RT 28) TO POLAND ROAD			ADMIN BY	VDOT	
DESCRIPTION	FROM: VA RTE 742 (POLAND RD) TO: VA RTE 28 (SULLY RD) (3.6000 MI)					
ROUTE/STREET	0050			TOTAL COST	\$95,411,444	
	FUND SOURCE	MATCH	FY24	FY25	FY26	FY27
PE	Federal - STP/STBG	\$0	(\$168,190)	\$0	\$0	\$0
RW	Federal - STP/STBG	(\$222,101)	(\$7,018,042)	\$0	\$0	\$0
CN	Federal - NHS/NHPP	\$0	\$3,846,857	\$0	\$0	\$0
	Federal - RSTP	\$462,177	\$1,848,708	\$0	\$0	\$0
	Federal - STP/STBG	\$790,479	\$3,161,915	\$0	\$0	\$0
CN TOTAL		\$1,252,656	\$8,857,480	\$0	\$0	\$0

MPO	Northern Virginia					
UPC NO	51135	SCOPE	Reconstruction w/ Added Capacity			
SYSTEM	Primary	JURISDICTION	Fairfax County	OVERSIGHT	FO	
PROJECT	RTE 123 - WIDEN FROM 2 TO 4 LANES ON 6-LANE R/W			ADMIN BY	VDOT	
DESCRIPTION	FROM: 0.330 KILOMETER NORTH DAVIS DRIVE TO: 0.287 KILOMETER SOUTH LEE CHAPEL ROAD (4.0600 KM)					
PROGRAM NOTE	Waiting Financial Closure					
ROUTE/STREET	OX ROAD (0123)			TOTAL COST	\$25,478,588	
	FUND SOURCE	MATCH	FY24	FY25	FY26	FY27
		\$0	\$0	\$0	\$0	\$0

MPO	Northern Virginia					
UPC NO	14693	SCOPE	Reconstruction w/o Added Capacity			
SYSTEM	Primary	JURISDICTION	Prince William County	OVERSIGHT	FO	
PROJECT	CONSTRUCT INTERCHANGE @ ROUTE 1/123 IN PWC (PE & RW only)			ADMIN BY	VDOT	
DESCRIPTION	FROM: 0.51 Miles South of Occoquan Road (MP 175.1) TO: 0.11 Miles North of Annapolis Way (MP 176.4) (1.2940 MI)					
ROUTE/STREET	GORDON BLVD (0123)			TOTAL COST	\$101,580,472	
	FUND SOURCE	MATCH	FY24	FY25	FY26	FY27
RW	Other	\$0	\$41,314,492	\$0	\$0	\$0

MPO	Northern Virginia					
UPC NO	94102	SCOPE	Reconstruction w/ Added Capacity			
SYSTEM	Primary	JURISDICTION	Prince William County	OVERSIGHT	FO	
PROJECT	CONSTRUCTION PHASE 1 (ROUTE 1 WIDENING ONLY)			ADMIN BY	VDOT	
DESCRIPTION	FROM: 0.569 Miles S. of Occoquan Rd TO: 0.113 Miles N. of Annapolis Way (1.2450 MI)					
ROUTE/STREET	GORDON BLVD (0123)			TOTAL COST	\$59,490,380	
	FUND SOURCE	MATCH	FY24	FY25	FY26	FY27
CN	Other	\$0	\$11,514,391	\$0	\$0	\$0

MPO	Northern Virginia					
UPC NO	119091	SCOPE	Reconstruction w/ Added Capacity			
SYSTEM	Primary	JURISDICTION	Prince William County		OVERSIGHT	NFO
PROJECT	ROUTE 1/123 INTERCHANGE PH2				ADMIN BY	Locally
DESCRIPTION	FROM: HORNER ROAD TO: BELMONT BAY DRIVE					
ROUTE/STREET	GORDON BLVD (0123)				TOTAL COST	\$67,084,000
	FUND SOURCE	MATCH	FY24	FY25	FY26	FY27
PE	Federal - RSTP	\$1,100,000	\$0	\$0	\$0	\$4,400,000

MPO	Northern Virginia					
UPC NO	120783	SCOPE	Traffic Management/Engineering			
SYSTEM	Primary	JURISDICTION	Manassas		OVERSIGHT	NFO
PROJECT	#ITTF22 HIGH SPEED COMMUNICATIONS FOR SIGNALS RTE 234				ADMIN BY	VDOT
DESCRIPTION	FROM: Battlefield Parkway/Bulloch Drive TO: Godwin Drive (2.7660 MI)					
ROUTE/STREET	SUDLEY ROAD (0234)				TOTAL COST	\$274,480
	FUND SOURCE	MATCH	FY24	FY25	FY26	FY27
CN	Other	\$0	\$274,480	\$0	\$0	\$0

MPO	Northern Virginia					
UPC NO	77404	SCOPE	Reconstruction w/ Added Capacity			
SYSTEM	Primary	JURISDICTION	Fairfax County		OVERSIGHT	NFO
PROJECT	MULLIGAN ROAD - REALIGN RTE 235 AND WIDEN RTE 619				ADMIN BY	Locally
DESCRIPTION	FROM: MOUNT VERNON HIGHWAY/ROUTE 1 TO: ROUTE 611 (TELEGRAPH ROAD) (2.3500 MI)					
ROUTE/STREET	MULLIGAN ROAD (0235)				TOTAL COST	\$41,983,499
	FUND SOURCE	MATCH	FY24	FY25	FY26	FY27
		\$0	\$0	\$0	\$0	\$0

MPO	Northern Virginia					
UPC NO	107937	SCOPE	Reconstruction w/ Added Capacity			
SYSTEM	Primary	JURISDICTION	Fairfax County		OVERSIGHT	NFO
PROJECT	RTE 286 (FAIRFAX COUNTY PARKWAY) - WIDEN FROM 4 TO 6 LANES				ADMIN BY	VDOT
DESCRIPTION	FROM: 0.25 Miles South of Nomes Court TO: 0.62 Miles North of Lee Highway (Route 29) (4.1660 MI)					
ROUTE/STREET	FAIRFAX COUNTY PARKWAY (0286)				TOTAL COST	\$110,333,178
	FUND SOURCE	MATCH	FY24	FY25	FY26	FY27
PE	Other	\$3,995,013	\$3,995,013	\$0	\$0	\$0
PE AC	Federal - AC	\$1,501,995	\$6,007,979	\$0	\$0	\$0
RW	Other	\$1,115,823	\$1,115,823	\$0	\$0	\$0
CN	Other	\$4,888,721	\$85,212,812	\$0	\$0	\$0

		Northern Virginia				
		111725	Reconstruction w/ Added Capacity			
		Primary	Fairfax County			
		#SMART18 - VA 286 - POPES HEAD ROAD INTERCHANGE				VDOT
		FROM: 0.83 Mi. S. of Rte. 654 Popes Head Road TO: 0.95 Mi. N. of Rte. 654 Popes Head Road (1.7800 MI)				
		Includes \$346,345 GARVEE Debt Service Principal FFY25, \$411,779 GARVEE Debt Service Principal FFY26, \$429,265 GARVEE Debt Service Principal FFY27. Total GARVEE Debt Service Principal \$8,032,505. Corresponding GARVEE Debt Service UPC 111987.				
		FAIRFAX COUNTY PARKWAY (0286)				\$89,162,276
PE	Other	\$0	\$3,700,000	\$0	\$0	\$0
RW	Federal - NHS/NHPP	\$0	\$0	\$346,345	\$0	\$0
	Other	\$0	\$10,292,030	\$0	\$0	\$0
		\$0	\$10,292,030	\$346,345	\$0	\$0
CN	Federal - AC CONVERSION		\$0	\$0	\$0	\$429,265
	Federal - NHS/NHPP	\$0	\$0	\$0	\$37,845,793	\$0
	Other	\$0	\$0	\$0	\$29,703,727	\$0
		\$0	\$0	\$0	\$67,549,520	\$429,265
CN AC	Federal - AC	\$0	\$0	\$0	\$7,274,381	\$0

MPO		Northern Virginia				
UPC NO		111987	SCOPE			
SYSTEM		Primary	JURISDICTION	Fairfax County	OVERSIGHT	NFO
PROJECT		#SMART18 - VA286 POPES HEAD RD INTERCHGE GARVEE DEBT SERVICE			ADMIN BY	VDOT
DESCRIPTION		FROM: Various TO: Various				
PROGRAM NOTE		Includes \$294,081 GARVEE Debt Service Interest FFY25, \$322,299 GARVEE Debt Service Interest FFY26, \$304,606 GARVEE Debt Service Interest FFY27, \$1,963,410 GARVEE Debt Service Interest FFY28-39. Total GARVEE Debt Service Interest \$2,884,396. Corresponding CN UPC 111725.				
ROUTE/STREET		VARIOUS (0286)			TOTAL COST	\$4,016,365
	FUND SOURCE	MATCH	FY24	FY25	FY26	FY27
PE	Federal - AC CONVERSION	\$0	\$0	\$0	\$322,299	\$304,606
	Federal - NHS/NHPP	\$0	\$0	\$294,081	\$0	\$0
PE TOTAL		\$0	\$0	\$294,081	\$322,299	\$304,606
PE AC	Federal - AC	\$0	\$0	\$2,590,315	\$0	\$0

MPO		Northern Virginia				
UPC NO		T26691	Reconstruction w/o Added Capacity			
SYSTEM		Primary	Prince William County			NFO
		PRINCE WILLIAM PARKWAY / MINNIEVILLE ROAD INTERCHANGE				Locally
		FROM: Elm Farm Road TO: Golansky Blvd				
ROUTE/STREET		PRINCE WILLIAM PARKWAY (ROUTE 294) (0294)			TOTAL COST	\$70,000,000
	FUND SOURCE	MATCH	FY24	FY25	FY26	FY27
		\$0	\$0	\$0	\$0	\$0

MPO	Northern Virginia					
UPC NO	99481	SCOPE	Reconstruction w/ Added Capacity			
SYSTEM	Primary	JURISDICTION	Loudoun County		OVERSIGHT	FO
PROJECT	RTE 7 / BELMONT RIDGE ROAD (RTE 659) INTERCHANGE				ADMIN BY	Locally
DESCRIPTION	FROM: 0.7 Miles West of Rte. 659 TO: 0.8 Miles East of Rte. 659 (1.4680 MI)					
ROUTE/STREET	HARRY BYRD HIGHWAY (6007)				TOTAL COST	\$76,914,600
	FUND SOURCE	MATCH	FY24	FY25	FY26	FY27
CN	Federal - STP/STBG	\$0	\$13,136,277	\$0	\$0	\$0
	Other	\$0	\$49,601,472	\$0	\$0	\$0
CN TOTAL		\$0	\$62,737,749	\$0	\$0	\$0

### Northern Virginia District

#### Miscellaneous Projects

MPO	Multiple MPOs					
UPC NO	T20741	SCOPE				
SYSTEM	Miscellaneous	JURISDICTION	Statewide	OVERSIGHT	NFO	
PROJECT	VEHICLE FUEL CONVERSION PROGRAM MARKETING			ADMIN BY	Other	
DESCRIPTION						
ROUTE/STREET	9999			TOTAL COST	\$360,000	
	FUND SOURCE	MATCH	FY24	FY25	FY26	FY27
CN	Federal - CMAQ	\$72,000	\$288,000	\$0	\$0	\$0

MPO	Multiple MPOs					
UPC NO	T11802	SCOPE	Other			
SYSTEM	Miscellaneous	JURISDICTION	Statewide	OVERSIGHT	FO	
PROJECT	Vehicle Fuel Conversion Program			ADMIN BY	Other	
DESCRIPTION	FROM: 1 TO: 1					
ROUTE/STREET	9999			TOTAL COST	\$8,640,000	
	FUND SOURCE	MATCH	FY24	FY25	FY26	FY27
CN	Federal - CMAQ	\$1,235,482	\$4,941,927	\$0	\$0	\$0

MPO	NonMPO					
UPC NO	T15988					
SYSTEM	Miscellaneous		Northern Virginia District-wide		NFO	
	#HB2.FY17 HIGHWAY CONST DISTRICT GRANT PRGM - NOVA				VDOT	
ROUTE/STREET	HDGP			TOTAL COST	\$63,467,199	
	FUND SOURCE	MATCH	FY24	FY25	FY26	FY27
		\$0	\$0	\$0	\$0	\$0

MPO	Northern Virginia					
UPC NO	118024	SCOPE	Bridge Rehab w/o Added Capacity			
SYSTEM	Miscellaneous	JURISDICTION	Arlington County	OVERSIGHT	NFO	
PROJECT	AIRPORT ACCESS RD BRIDGE CRASHWALL STR #1091;FED STR #ID321			ADMIN BY	VDOT	
DESCRIPTION	FROM: RTE 1 TO: RTE 400					
ROUTE/STREET	AIRPORT ACCESS ROAD BRIDGE (0233)			TOTAL COST	\$1,458,696	
	FUND SOURCE	MATCH	FY24	FY25	FY26	FY27
CN	Other	\$0	\$1,458,696	\$0	\$0	\$0



### Northern Virginia District

#### Public Transportation Projects

MPO	Northern Virginia					
UPC NO	115548	SCOPE	Transit			
SYSTEM	Public Transportation	JURISDICTION	Alexandria		OVERSIGHT	NFO
PROJECT	#SMART20 - WEST END TRANSITWAY CORRIDOR INVESTMENTS - DRPT				ADMIN BY	DRPT
DESCRIPTION	FROM: Van Dorn Metro Station TO: Intersection of King Street and Beaugard					
ROUTE/STREET	VAN DORN METRO STATION (9999)				TOTAL COST	\$31,696,000
	FUND SOURCE	MATCH	FY24	FY25	FY26	FY27
CN	Other		\$0	\$31,696,000	\$0	\$0

MPO	Northern Virginia					
UPC NO	115667	SCOPE	Transit			
SYSTEM	Public Transportation	JURISDICTION	Alexandria		OVERSIGHT	NFO
PROJECT	POTOMAC YARD METRORAIL STATION INCLUDING SOUTHWEST ENTRANCE				ADMIN BY	DRPT
DESCRIPTION	FROM: E. Glebe and Potomac Ave TO: E. Glebe and Potomac Ave					
PROGRAM NOTE	All funds obligated based on current allocations/estimate					
ROUTE/STREET	E. GLEBE AND POTOMAC AVE (9999)				TOTAL COST	\$25,000,000
	FUND SOURCE	MATCH	FY24	FY25	FY26	FY27
			\$0	\$0	\$0	\$0

MPO	Northern Virginia					
UPC NO	113526	SCOPE	Transit			
SYSTEM	Public Transportation	JURISDICTION	Manassas		OVERSIGHT	FO
PROJECT	VRE MANASSAS LINE CAPACITY EXPANSION				ADMIN BY	DRPT
DESCRIPTION	FROM: VARIOUS TO: VARIOUS					
ROUTE/STREET	VRE MANASSAS LINE (9999)				TOTAL COST	\$140,268,094
	FUND SOURCE	MATCH	FY24	FY25	FY26	FY27
PE	Other		\$0	\$15,896,758	\$0	\$0
RW	Other		\$0	\$26,703,305	\$0	\$0
CN	Other		\$0	\$62,412,937	\$0	\$0

### Northern Virginia District

#### Secondary Projects

MPO	Northern Virginia					
UPC NO	T23444	SCOPE	Facilities for Pedestrians and Bicycles			
SYSTEM	Secondary	JURISDICTION	Arlington County		OVERSIGHT	NFO
PROJECT	LOCAL - CONNECTOR BRIDGE CRYSTAL CITY TO WASH NATIONAL AIRP				ADMIN BY	Locally
DESCRIPTION	FROM: Crystal City - Crystal Drive to VRE Station, TO: Metrorail Station Wash DC Airport					
ROUTE/STREET	CRYSTAL DRIVE (9999)				TOTAL COST	\$18,000,000
	FUND SOURCE	MATCH	FY24	FY25	FY26	FY27
PE	Other	\$0	\$0	\$2,500,000	\$0	\$0

MPO	Northern Virginia					
UPC NO	115562	SCOPE	Facilities for Pedestrians and Bicycles			
SYSTEM	Secondary	JURISDICTION	Arlington County		OVERSIGHT	NFO
PROJECT	INTERMODAL CONNECTOR - ARLINGTON				ADMIN BY	Locally
DESCRIPTION	FROM: Crystal City - Crystal Drive to VRE Station, TO: Metrorail Station Wash DC Airport					
PROGRAM NOTE	Parent UPC of child UPC -23444. All funding obligated based on current allocations/estimate. Waiting Financial Closure					
ROUTE/STREET	CRYSTAL DRIVE (9999)				TOTAL COST	\$9,500,000
	FUND SOURCE	MATCH	FY24	FY25	FY26	FY27
		\$0	\$0	\$0	\$0	\$0

MPO	Northern Virginia					
UPC NO	T21255	SCOPE	Safety			
SYSTEM	Secondary	JURISDICTION	Fairfax County		OVERSIGHT	NFO
PROJECT	BRADDOCK ROAD S-CURVE				ADMIN BY	VDOT
DESCRIPTION						
ROUTE/STREET	BRADDOCK ROAD (0620)				TOTAL COST	\$3,695,000
	FUND SOURCE	MATCH	FY24	FY25	FY26	FY27
PE	Federal - HSIP	\$0	\$550,000	\$0	\$0	\$0
RW	Federal - HSIP	\$0	\$0	\$0	\$1,000,000	\$0
CN	Federal - HSIP	\$0	\$0	\$0	\$0	\$2,145,000

MPO	Northern Virginia					
UPC NO	106742	SCOPE	Reconstruction w/ Added Capacity			
SYSTEM	Secondary	JURISDICTION	Fairfax County		OVERSIGHT	NFO
PROJECT	FRONTIER DRIVE EXTENSION AND BRAIDED RAMPS				ADMIN BY	VDOT
DESCRIPTION	FROM: Franconia Springfield Parkway TO: Loisdale Road (1.2400 MI)					
ROUTE/STREET	FRONTIER DRIVE (2677)				TOTAL COST	\$180,200,000
	FUND SOURCE	MATCH	FY24	FY25	FY26	FY27
PE	Other	\$0	\$2,600,000	\$0	\$0	\$0

MPO	Northern Virginia					
UPC NO	T26071		Rail/Highway Crossing			
	Secondary		Fairfax County			NFO
	CSX OVERPASS AT NEWINGTON ROAD				ADMIN BY	Rail
	FROM: AT CSX RR TO: AT CSX RR (0.0200 MI)					
ROUTE/STREET	NEWINGTON ROAD (0877)				TOTAL COST	\$32,185,000
	FUND SOURCE	MATCH	FY24	FY25	FY26	FY27
			\$0	\$0	\$0	\$0

MPO	Northern Virginia						
UPC NO	106274	SCOPE	Other				
SYSTEM	Secondary	JURISDICTION	Fairfax County			OVERSIGHT	NFO
PROJECT	SPRINGFIELD CBC COMMUTER PARKING GARAGE				ADMIN BY	Locally	
DESCRIPTION	FROM: 0.06 mile West of Springfield Blvd TO: Springfield Blvd (0.0600 MI)						
ROUTE/STREET	OLD KEENE MILL ROAD (0644)				TOTAL COST	\$58,373,120	
	FUND SOURCE	MATCH	FY24	FY25	FY26	FY27	
PE	Federal - CMAQ	\$522,040	\$2,088,158		\$0	\$0	
	Other	\$566,308	\$566,308		\$0	\$0	
PE TOTAL		\$1,088,348	\$2,654,466		\$0	\$0	
RW	Federal - CMAQ	(\$583,573)	(\$2,334,290)		\$0	\$0	
CN	Federal - CMAQ	\$795,000	\$3,179,998		\$0	\$0	

MPO	Northern Virginia						
UPC NO	5559	SCOPE	Reconstruction w/ Added Capacity				
SYSTEM	Secondary	JURISDICTION	Fairfax County			OVERSIGHT	NFO
PROJECT	ROLLING ROAD - RTE 638 - WIDEN TO 4 LANES - PH II				ADMIN BY	VDOT	
DESCRIPTION	FROM: 0.369 MI. N. RTE. 286 (FAIRFAX COUNTY PARKWAY) TO: 1.879 MI. N. RTE 286 (FAIRFAX COUNTY PARKWAY) (1.3860 MI)						
ROUTE/STREET	ROLLING ROAD (0638)				TOTAL COST	\$73,220,039	
	FUND SOURCE	MATCH	FY24	FY25	FY26	FY27	
PE	Federal - RSTP	\$22,298	\$89,190		\$0	\$0	
	Other	\$439,683	\$439,683		\$0	\$0	
PE TOTAL		\$461,981	\$528,873		\$0	\$0	
PE AC	Federal - AC	\$163,250	\$653,000		\$0	\$0	
RW	Other	\$4,859,665	\$4,859,665		\$0	\$0	
CN	Other	\$1,827,789	\$39,884,534		\$0	\$0	

MPO	Northern Virginia						
UPC NO	T26956	SCOPE	New Construction Roadway				
SYSTEM	Secondary	JURISDICTION	Fairfax County			OVERSIGHT	NFO
PROJECT	SEVEN CORNERS RING ROAD (PHASE 1A SEGMENT 1A)				ADMIN BY	Locally	
DESCRIPTION	FROM: Arlington Boulevard (Route 50)/RTE 7, Westbound Ramp TO: Castle Rd and RTE 7						
ROUTE/STREET	RTE 50 WB RAMP AND CASTLE PL (0713)				TOTAL COST	\$136,989,484	
	FUND SOURCE	MATCH	FY24	FY25	FY26	FY27	
PE	Federal - RSTP	\$850,432	\$0	\$0	\$3,401,726	\$0	

		Northern Virginia				
		112479	New Construction Roadway			
		Secondary	Fairfax County			NFO
		SOAPSTONE CONNECTOR NEW ROADWAY				VDOT
		FROM: Sunrise Valley Drive TO: Sunset Hills Road (0.5000 MI)				
		Linked to UPC -24836				
		SOAPSTONE CONNECTOR (4720)				\$235,000,000
PE	Other		\$0	\$1,460,000	\$0	\$0
RW	Other		\$0	\$136,806,963	\$0	\$0
CN	Other		\$0	\$88,993,037	\$0	\$0

MPO		Northern Virginia					
UPC NO		T24212	Traffic Management/Engineering				
SYSTEM		Secondary	Fairfax County			NFO	
		MULTIMODAL TRAVEL INFORMATION DISPLAYS (TID) FY24-FY26				ADMIN BY	VDOT
		TYSONS CORNER AREA					
ROUTE/STREET		VARIOUS (9999)			TOTAL COST	\$664,414	
FUND SOURCE		MATCH	FY24	FY25	FY26	FY27	
			\$0	\$0	\$0	\$0	

MPO		Northern Virginia				
UPC NO		121755	SCOPE	Reconstruction w/ Added Capacity		
SYSTEM		Secondary	JURISDICTION	Loudoun County	OVERSIGHT	NFO
PROJECT		ARCOLA MILLS DRIVE - SEGMENT 1 WIDEN TO 4 LANES			ADMIN BY	Locally
DESCRIPTION		FROM: BELMONT RIDGE ROAD TO: STON SPRINGS BOULEVARD (0.4090 MI)				
ROUTE/STREET		ARCOLA MILLS DRIVE (0659)			TOTAL COST	\$66,163,375
FUND SOURCE		MATCH	FY24	FY25	FY26	FY27
PE	Other		\$0	\$4,955,142	\$0	\$0

MPO		Northern Virginia				
UPC NO		76244	SCOPE	Reconstruction w/ Added Capacity		
SYSTEM		Secondary	JURISDICTION	Loudoun County	OVERSIGHT	NFO
PROJECT		RTE 659 - RECONSTRUCT TO 4 LANES			ADMIN BY	VDOT
DESCRIPTION		FROM: HAY ROAD TO: GLOUCESTER PARKWAY (1.9000 MI)				
PROGRAM NOTE		All funds obligated based on current allocations/estimate				
ROUTE/STREET		BELMONT RIDGE RD (0659)			TOTAL COST	\$51,843,650
FUND SOURCE		MATCH	FY24	FY25	FY26	FY27
			\$0	\$0	\$0	\$0

MPO	Northern Virginia					
UPC NO	121756	SCOPE	Reconstruction w/ Added Capacity			
SYSTEM	Secondary	JURISDICTION	Loudoun County		OVERSIGHT	NFO
PROJECT	NORTHSTAR BOULEVARD WIDEN TO 4 LANES				ADMIN BY	Locally
DESCRIPTION	FROM: TALL CEDARS PARKWAY TO: BRADDOCK ROAD (1.3130 MI)					
ROUTE/STREET	LOUDOUN COUNTY PARKWAY (0606)				TOTAL COST	\$48,661,327
	FUND SOURCE	MATCH	FY24	FY25	FY26	FY27
PE	Other	\$0	\$2,888,456	\$0	\$0	\$0

MPO	Northern Virginia					
UPC NO	106994	SCOPE	New Construction Roadway			
SYSTEM	Secondary	JURISDICTION	Loudoun County		OVERSIGHT	NFO
PROJECT	NORTHSTAR BLVD EXTENSION SHREVEPORT DR TO ROUTE 50				ADMIN BY	Locally
DESCRIPTION	FROM: From John Mosby Hwy (Route 50) TO: 0.18 Mi. South of Shreveport Drive (1.6000 MI)					
ROUTE/STREET	NORTHSTAR BOULEVARD (9999)				TOTAL COST	\$170,843,682
	FUND SOURCE	MATCH	FY24	FY25	FY26	FY27
RW	Other	\$9,600,000	\$96,701,233	\$0	\$0	\$0
CN	Other	\$0	\$34,926,961	\$0	\$0	\$0

MPO	Northern Virginia					
UPC NO	97529	SCOPE	Reconstruction w/ Added Capacity			
SYSTEM	Secondary	JURISDICTION	Loudoun County		OVERSIGHT	NFO
PROJECT	RTE 606 LOUDOUN COUNTY PARKWAY/ OLD OX ROAD RECONSTRUCTION				ADMIN BY	VDOT
DESCRIPTION	FROM: Rte 621 TO: Rte 267 (5.2830 MI)					
PROGRAM NOTE	All funds obligated based on current allocation/estimate. Linked with UPC 105064, 105575, 10795					
ROUTE/STREET	OLD OX ROAD (0606)				TOTAL COST	\$75,376,128
	FUND SOURCE	MATCH	FY24	FY25	FY26	FY27
		\$0	\$0	\$0	\$0	\$0

MPO	Northern Virginia					
UPC NO	120774	SCOPE	Reconstruction w/ Added Capacity			
SYSTEM	Secondary	JURISDICTION	Loudoun County		OVERSIGHT	NFO
PROJECT	SYCOLIN ROAD-LOUDOUN CENTER PL to CROSSTRAIL BLVD				ADMIN BY	Locally
DESCRIPTION	FROM: Loudoun Center Place TO: Crosstrail Bkvd (0.8200 MI)					
ROUTE/STREET	SYCOLIN ROAD (0625)				TOTAL COST	\$42,595,790
	FUND SOURCE	MATCH	FY24	FY25	FY26	FY27
PE	Other	\$0	\$3,878,437	\$0	\$0	\$0
RW	Other	\$0	\$0	\$0	\$17,187,853	\$0
CN	Other	\$0	\$0	\$0	\$0	\$21,529,500

MPO	Northern Virginia					
UPC NO	111670	SCOPE	New Construction Roadway			
SYSTEM	Secondary	JURISDICTION	Loudoun County		OVERSIGHT	NFO
PROJECT	#SMART18 - WESTWIND DRIVE (LOUDOUN COUNTY PKWY TO ROUTE 606)				ADMIN BY	Locally
DESCRIPTION	FROM: Route 607 (Loudoun Co Parkway) TO: Route 606 (Old Ox Road) (1.1300 MI)					
ROUTE/STREET	WESTWIND DRIVE (2988)				TOTAL COST	\$43,278,410
	FUND SOURCE	MATCH	FY24	FY25	FY26	FY27
RW	Other	\$0	\$0	\$0	\$7,600,000	\$0
CN	Other	\$0	\$0	\$0	\$0	\$31,024,700

MPO	Northern Virginia					
UPC NO	114098	SCOPE	Preliminary Engineering			
SYSTEM	Secondary	JURISDICTION	Northern Virginia District-wide		OVERSIGHT	NFO
PROJECT	CONNECTOR RD-SUNRISE VALLEY DR TO INNOVATION AVE - STUDY				ADMIN BY	VDOT
DESCRIPTION	FROM: Rte 5320 Sunrise Valley Drive TO: Rte 209 Innovation Avenue (0.6000 MI)					
ROUTE/STREET	9999				TOTAL COST	\$1,000,000
	FUND SOURCE	MATCH	FY24	FY25	FY26	FY27
		\$0	\$0	\$0	\$0	\$0

MPO	Northern Virginia					
UPC NO	121761	SCOPE	Reconstruction w/ Added Capacity			
SYSTEM	Secondary	JURISDICTION	Prince William County		OVERSIGHT	NFO
PROJECT	DEVLIN RD WIDENING - LINTON HALL RD TO UNIVERSITY BOULEVARD				ADMIN BY	Locally
DESCRIPTION	FROM: LINTON HALL ROAD TO: UNIVERSITY BOULEVARD (0.9210 MI)					
ROUTE/STREET	DEVLIN ROAD (0621)				TOTAL COST	\$39,997,646
	FUND SOURCE	MATCH	FY24	FY25	FY26	FY27
PE	Federal - RSTP	\$999,821	\$3,999,282	\$0	\$0	\$0

MPO	Northern Virginia					
UPC NO	120778	SCOPE	New Construction Roadway			
SYSTEM	Secondary	JURISDICTION	Prince William County		OVERSIGHT	NFO
PROJECT	NORTH WOODBRIDGE MOBILITY IMPROVEMENTS (MARINA WAY EXTENDED)				ADMIN BY	Locally
DESCRIPTION	FROM: Rte 123 (Gordon Blvd) TO: Annapolis Way (0.2600 MI)					
ROUTE/STREET	MARINA WAY (0639)				TOTAL COST	\$25,310,279
	FUND SOURCE	MATCH	FY24	FY25	FY26	FY27
PE	Other	\$0	\$3,570,359	\$0	\$0	\$0
RW	Other	\$0	\$0	\$0	\$10,071,060	\$0
CN	Other	\$0	\$0	\$0	\$0	\$11,668,860

MPO	Northern Virginia					
UPC NO	107947	SCOPE	New Construction Roadway			
SYSTEM	Secondary	JURISDICTION	Prince William County	OVERSIGHT	NFO	
PROJECT	#SMART18 - NEABSCO MILLS ROAD - WIDEN TO 4 LANES			ADMIN BY	Locally	
DESCRIPTION	FROM: .018 Mi. S. of Rte 1 (Richmond Hwy) TO: 0.012 Mi. S. of Smoke Ct. (Rte. 1782) (0.7840 MI)					
ROUTE/STREET	NEABSCO MILLS ROAD (0638)			TOTAL COST	\$29,385,423	
	FUND SOURCE	MATCH	FY24	FY25	FY26	FY27
PE	Federal - RSTP	(\$16,339)	(\$65,356)		\$0	\$0
RW	Federal - RSTP	(\$155,664)	(\$622,656)		\$0	\$0
	Federal - STP/STBG	(\$148,140)	(\$592,559)		\$0	\$0
RW TOTAL		(\$303,804)	(\$1,215,215)		\$0	\$0
CN	Federal - DEMO	\$376,869	\$1,507,474		\$0	\$0
	Other	\$7,493,667	\$7,493,667		\$0	\$0
CN TOTAL		\$7,870,536	\$9,001,141		\$0	\$0

MPO	Northern Virginia					
UPC NO	122408	SCOPE	Safety			
SYSTEM	Secondary	JURISDICTION	Prince William County	OVERSIGHT	NFO	
PROJECT	ROLLINS FORD ROAD @ BRAIDED STREAM ROAD SIGNAL IMPROVEMENTS			ADMIN BY	Locally	
DESCRIPTION	FROM: BRAIDED STREAM DRIVE TO: ROLLINS FORD ROAD (0.1950 MI)					
ROUTE/STREET	ROLLINS FORD ROAD (3500)			TOTAL COST	\$300,000	
	FUND SOURCE	MATCH	FY24	FY25	FY26	FY27
			\$0	\$0	\$0	\$0

MPO	Northern Virginia					
UPC NO	118313	SCOPE	New Construction Roadway			
SYSTEM	Secondary	JURISDICTION	Prince William County	OVERSIGHT	NFO	
PROJECT	UNIVERSITY BLVD EXTENSION (DEVLIN RD TO WELLINGTON RD)			ADMIN BY	Locally	
DESCRIPTION	FROM: Wellington Road TO: Devlin Road (2.5000 MI)					
ROUTE/STREET	UNIVERSITY BOULEVARD (0840)			TOTAL COST	\$94,755,559	
	FUND SOURCE	MATCH	FY24	FY25	FY26	FY27
PE	Federal - RSTP	\$1,400,000	\$0	\$5,600,000	\$0	\$0
RW	Federal - RSTP	\$3,600,000	\$0	\$0	\$0	\$14,400,000

MPO	Northern Virginia					
UPC NO	111985	SCOPE				
SYSTEM	Secondary	JURISDICTION	Prince William County	OVERSIGHT	NFO	
PROJECT	#SMART18 - POTOMAC TOWN CENTER GARAGE - GARVEE DEBT SERVICE			ADMIN BY	VDOT	
DESCRIPTION	FROM: Various TO: Various					
PROGRAM NOTE	Includes \$445,334 FFY24 GARVEE Debt Service Interest, \$933,378 GARVEE Debt Service Interest FFY25, \$949,327 GARVEE Debt Service Interest FFY26, \$894,596 GARVEE Debt Service Interest FFY27, \$5,513,086 GARVEE Debt Service Interest FFY28-39. Total GARVEE Debt Service Interest \$8,735,721. Corresponding CN UPC 111485.					
ROUTE/STREET	VARIOUS (9999)			TOTAL COST	\$12,163,970	
	FUND SOURCE	MATCH	FY24	FY25	FY26	FY27
PE	Federal - STP/STBG	\$0	\$445,334	\$0	\$0	\$0
PE AC	Federal - AC		\$8,290,387	\$0	\$0	\$0

Northern Virginia District  
Urban Projects

MPO	Northern Virginia					
UPC NO	77378	SCOPE	Reconstruction w/ Added Capacity			
SYSTEM	Urban	JURISDICTION	Alexandria	OVERSIGHT	NFO	
PROJECT	EISENHOWER AVENUE WIDENING AND REMOVE TRAFFIC CIRCLE			ADMIN BY	Locally	
DESCRIPTION	FROM: 60' WEST OF MILL ROAD TO: EAST END OF HOLLAND LANE INTERSECTION (0.4000 MI)					
ROUTE/STREET	EISENHOWER AVE. (U000)			TOTAL COST	\$11,531,358	
	FUND SOURCE	MATCH	FY24	FY25	FY26	FY27
CN	Federal - RSTP	\$11,550	\$46,198	\$0	\$0	\$0
	Federal - STP/STBG	\$43,443	\$173,771	\$0	\$0	\$0
	Other	\$0	\$6,118,947	\$0	\$0	\$0
CN TOTAL		\$54,992	\$6,338,916	\$0	\$0	\$0

MPO	Northern Virginia					
UPC NO	122017	SCOPE	Bridge Rehab w/o Added Capacity			
SYSTEM	Urban	JURISDICTION	Arlington County	OVERSIGHT	NFO	
PROJECT	#SGR23VB-RTE0 S.ABINGDON STOVER I-395 BRIDGE REHAB(FED ID 5)			ADMIN BY	VDOT	
DESCRIPTION	FROM: 34th STREET S. TO: S. ABINGDON STREET (0.1080 MI)					
ROUTE/STREET	SOUTH ABINGDON STREET (0395)			TOTAL COST	\$9,550,000	
	FUND SOURCE	MATCH	FY24	FY25	FY26	FY27
CN	Federal - BR	\$0	\$4,000,572	\$0	\$0	\$0
	Other	\$0	\$5,549,428	\$0	\$0	\$0
CN TOTAL		\$0	\$9,550,000	\$0	\$0	\$0

MPO	Northern Virginia					
UPC NO	119479	SCOPE	Facilities for Pedestrians and Bicycles			
SYSTEM	Urban	JURISDICTION	Fairfax	OVERSIGHT	NFO	
PROJECT	#SMART22 - COUNTRY CLUB COMMONS CONNECTOR TRAIL			ADMIN BY	Locally	
DESCRIPTION	FROM: BTW Spring Lake Terrace TO: BTW Fairfax Blvd					
ROUTE/STREET	COUNTRY CLUB COMMONS (9999)			TOTAL COST	\$5,142,624	
	FUND SOURCE	MATCH	FY24	FY25	FY26	FY27
PE	Other	\$0	\$990,434	\$0	\$0	\$0



MPO	Northern Virginia					
UPC NO	105521	SCOPE	Reconstruction w/ Added Capacity			
SYSTEM	Urban	JURISDICTION	Herndon	OVERSIGHT	NFO	
PROJECT	#HB2.FY17 WIDEN EAST SPRING STREET			ADMIN BY	VDOT	
DESCRIPTION	FROM: 0.168 MILE WEST OF HERNDON PARKWAY TO: 0.063 MILE EAST OF FAIRFAX COUNTY PARKWAY ON-RAMP (0.3660 MI)					
ROUTE/STREET	SPRING STREET (0000)			TOTAL COST	\$22,595,976	
	FUND SOURCE	MATCH	FY24	FY25	FY26	FY27
PE	Federal - RSTP	\$37,222	\$148,888	\$0	\$0	\$0
	Other	\$213,903	\$213,903	\$0	\$0	\$0
PE TOTAL		\$251,125	\$362,791	\$0	\$0	\$0
RW	Other	\$3,989,466	\$3,989,466	\$0	\$0	\$0
CN	Other	\$796,495	\$11,497,549	\$0	\$0	\$0

MPO	Northern Virginia					
UPC NO	102895	SCOPE	Reconstruction w/ Added Capacity			
SYSTEM	Urban	JURISDICTION	Leesburg	OVERSIGHT	NFO	
PROJECT	SYCOLIN ROAD - WIDEN TO FOUR LANES (PH IV)			ADMIN BY	Locally	
DESCRIPTION	FROM: Claudia Drive TO: Tolbert Lane SE (1.0180 MI)					
ROUTE/STREET	SYCOLIN ROAD (0000)			TOTAL COST	\$13,854,014	
	FUND SOURCE	MATCH	FY24	FY25	FY26	FY27
CN	Federal - RSTP	\$345,705	\$1,382,818	\$0	\$0	\$0

MPO	Northern Virginia					
UPC NO	96721	SCOPE	Reconstruction w/ Added Capacity			
SYSTEM	Urban	JURISDICTION	Manassas	OVERSIGHT	NFO	
PROJECT	ROUTE 28 WIDENING - MANASSAS			ADMIN BY	Locally	
DESCRIPTION	FROM: 0.145 Mi South of Pennsylvania Avenue TO: 0.163 Mi North of Godwin Drive (1.0000 MI)					
ROUTE/STREET	NOKESVILLE ROAD (0028)			TOTAL COST	\$20,159,565	
	FUND SOURCE	MATCH	FY24	FY25	FY26	FY27
RW	Federal - RSTP	(\$19,068)	(\$76,272)	\$0	\$0	\$0
CN	Federal - RSTP	\$49,193	\$196,770	\$0	\$0	\$0
	Other	\$618,212	\$5,315,961	\$0	\$0	\$0
CN TOTAL		\$667,405	\$5,512,731	\$0	\$0	\$0

MPO	Northern Virginia					
UPC NO	122041	SCOPE	Facilities for Pedestrians and Bicycles			
SYSTEM	Urban	JURISDICTION	Purcellville	OVERSIGHT	NFO	
PROJECT	G STREET SIDEWALK IMPROVEMENTS			ADMIN BY	Locally	
DESCRIPTION	FROM: E E STREET TO: S 11TH STREET (0.1720 MI)					
ROUTE/STREET	E G STREET (0015)			TOTAL COST	\$2,824,221	
	FUND SOURCE	MATCH	FY24	FY25	FY26	FY27
PE	Federal - TAP/F	\$138,546	\$554,182	\$0	\$0	\$0
RW	Federal - TAP/F	\$36,766	\$0	\$0	\$147,062	\$0
	Other	\$0	\$0	\$0	\$730,651	\$0
RW TOTAL		\$36,766	\$0	\$0	\$877,713	\$0

### Northern Virginia District

#### Enhancement Projects

MPO	NonMPO					
UPC NO	121569	SCOPE	Facilities for Pedestrians and Bicycles			
SYSTEM	Enhancement	JURISDICTION	Hillsboro		OVERSIGHT	NFO
PROJECT	JANNEY MILL TRAIL AND PEDESTRIAN BRIDGE				ADMIN BY	Locally
DESCRIPTION	FROM: Highwater Rd TO: Charles Town Pike					
ROUTE/STREET	JANNEY MILL TRAIL (0009)				TOTAL COST	\$1,761,340
	FUND SOURCE	MATCH	FY24	FY25	FY26	FY27
PE	Federal - TAP/F	\$47,149	\$188,596	\$0	\$0	\$0
RW	Federal - TAP/F	\$6,010	\$0	\$24,039	\$0	\$0
CN	Federal - TAP/F	\$299,109	\$0	\$0	\$1,196,437	\$0

MPO	Northern Virginia					
UPC NO	121561	SCOPE	Facilities for Pedestrians and Bicycles			
SYSTEM	Enhancement	JURISDICTION	Prince William County		OVERSIGHT	NFO
PROJECT	TOKEN FOREST DRIVE SIDEWALK				ADMIN BY	Locally
DESCRIPTION	FROM: PURCELL ROAD TO: ALLSTART DRIVE (0.3190 MI)					
ROUTE/STREET	TOKEN FOREST DRIVE (0751)				TOTAL COST	\$899,417
	FUND SOURCE	MATCH	FY24	FY25	FY26	FY27
PE	Federal - TAP/F	\$60,583	\$242,330	\$0	\$0	\$0
RW	Federal - TAP/F	\$21,016	\$0	\$84,064	\$0	\$0
CN	Federal - TAP/F	\$98,285	\$0	\$0	\$393,139	\$0

MPO	Northern Virginia					
UPC NO	122014	SCOPE	Safety and Education of Pedestrians /Bicyclists			
SYSTEM	Enhancement	JURISDICTION	Prince William County		OVERSIGHT	NFO
PROJECT	PWCS SAFE ROUTES TO SCHOOL PROGRAM COORDINATOR / DEVELOPMENT				ADMIN BY	Locally
DESCRIPTION	FROM: Various TO: Various					
ROUTE/STREET	9999				TOTAL COST	\$174,832
	FUND SOURCE	MATCH	FY24	FY25	FY26	FY27
PE	Federal - TAP/F	\$34,967	\$139,866	\$0	\$0	\$0

### Northern Virginia District

#### Project Groupings

MPO	NonMPO					
GROUPING	Construction : Bridge Rehabilitation/Replacement/Reconstruction					
ROUTE/STREET						TOTAL COST
	FUND SOURCE	MATCH	FY24	FY25	FY26	FY27
			\$0	\$0	\$0	\$0

MPO	NonMPO					
GROUPING	Construction : Rail					
ROUTE/STREET						TOTAL COST
	FUND SOURCE	MATCH	FY24	FY25	FY26	FY27
			\$0	\$0	\$0	\$0

MPO	NonMPO					
GROUPING	Construction : Safety/ITS/Operational Improvements					
ROUTE/STREET						TOTAL COST
	FUND SOURCE	MATCH	FY24	FY25	FY26	FY27
			\$0	\$0	\$0	\$0

MPO	NonMPO					
GROUPING	Construction : Transportation Alternatives/Byway/Non-Traditional					
ROUTE/STREET						TOTAL COST
	FUND SOURCE	MATCH	FY24	FY25	FY26	FY27
			\$0	\$0	\$0	\$0

MPO	Northern Virginia						
GROUPING	Maintenance : Preventive Maintenance and System Preservation						
PROGRAM NOTE	Funding identified to be obligated districtwide as projects are identified.						
ROUTE/STREET						TOTAL COST	
						\$65,477,920	
	FUND SOURCE	MATCH	FY24	FY25	FY26	FY27	
CN	Federal - NHS/NHPP		\$0	\$15,726,599	\$15,726,599	\$15,726,599	\$15,726,599
	Federal - STP/STBG		\$0	\$638,902	\$641,525	\$644,192	\$646,905
CN TOTAL			\$0	\$16,365,501	\$16,368,124	\$16,370,791	\$16,373,504

MPO	Northern Virginia						
GROUPING	Maintenance : Preventive Maintenance for Bridges						
PROGRAM NOTE	Funding identified to be obligated districtwide as projects are identified.						
ROUTE/STREET						TOTAL COST	\$10,531,043
	FUND SOURCE	MATCH	FY24	FY25	FY26	FY27	
CN	Federal - AC CONVERSION		\$0	\$0	\$0	\$360,465	
	Federal - CMAQ			\$0	\$274,495	\$0	
	Federal - NHS/NHPP		\$0	\$1,623,569	\$1,623,569	\$1,623,569	
	Federal - STP/STBG		\$0	\$494,339	\$495,034	\$496,459	
CN TOTAL			\$0	\$2,117,908	\$2,118,603	\$2,393,534	
CN AC	Federal - AC OTHER		\$0	\$0	\$0	\$1,420,505	

MPO	Northern Virginia						
GROUPING	Maintenance : Traffic and Safety Operations						
PROGRAM NOTE	Funding identified to be obligated districtwide as projects are identified.						
ROUTE/STREET						TOTAL COST	\$32,482,005
	FUND SOURCE	MATCH	FY24	FY25	FY26	FY27	
CN	Federal - AC CONVERSION		\$0	\$0	\$0	\$360,465	
	Federal - CMAQ		\$0	\$0	\$0	\$274,495	
	Federal - NHS/NHPP		\$0	\$3,189,226	\$3,189,226	\$3,189,226	
	Federal - STP/STBG		\$0	\$4,390,067	\$4,408,090	\$4,426,419	
CN TOTAL			\$0	\$7,579,293	\$7,597,316	\$7,890,140	
CN AC	Federal - AC OTHER		\$0	\$0	\$0	\$1,420,505	

MPO	NonMPO						
GROUPING	Transit : Access						
ROUTE/STREET						TOTAL COST	\$1,704,928
	FUND SOURCE	MATCH	FY24	FY25	FY26	FY27	
			\$0	\$0	\$0	\$0	

**Northern Virginia MPO  
Project  
Groupings**

GROUPING		Construction : Bridge Rehabilitation/Replacement/Reconstruction						
ROUTE/STREET							TOTAL COST	\$266,161,505
	FUND SOURCE	MATCH	FY24	FY25	FY26	FY27		
PE	Federal - AC CONVERSION	\$335,112	\$0	\$600,000	\$0	\$740,447		
	Federal - BR	\$672,548	\$6,878,342	\$1,533,600	\$400,000	\$0		
	Federal - NHS/NHPP	(\$30,215)	(\$120,859)	\$0	\$0	\$0		
	Federal - STP/STBG	\$29,548	\$0	\$118,193	\$0	\$0		
PE TOTAL		\$1,006,993	\$6,757,483	\$2,251,793	\$400,000	\$740,447		
PE AC	Federal - AC OTHER	\$0	\$750,000	\$606,887	\$925,559	\$0		
RW	Federal - BR	\$239,926	\$0	\$0	\$4,186,297	\$0		
	Federal - NHS/NHPP	\$260,880	\$0	\$0	\$1,043,518	\$0		
	Other	\$0	\$0	\$0	\$115,880	\$0		
RW TOTAL		\$500,806	\$0	\$0	\$5,345,695	\$0		
CN	Federal - AC CONVERSION	\$1,728,778	\$3,366,998	\$3,548,112	\$0	\$0		
	Federal - BR	\$9,265,829	\$2,000,000	\$12,796,498	\$38,721,704	\$13,818,114		
	Federal - DEMO	\$275,773	\$0	\$0	\$0	\$1,103,093		
	Federal - NHS/NHPP	\$4,657,140	\$0	\$0	\$0	\$18,628,560		
	Federal - RSTP	\$440,262	\$749,222	\$1,011,824	\$0	\$0		
	Federal - STP/STBG	\$330,452	\$0	\$1,321,806	\$0	\$0		
	Other	\$0	\$0	\$0	\$0	\$19,928,599		
CN TOTAL		\$16,698,233	\$6,116,220	\$18,678,240	\$38,721,704	\$53,478,366		
CN AC	Federal - AC OTHER	\$0	\$7,458,544	\$2,816,254	\$1,828,855	\$34,561,496		

GROUPING		Construction : Federal Lands Highway						
ROUTE/STREET							TOTAL COST	\$24,706,035
	FUND SOURCE	MATCH	FY24	FY25	FY26	FY27		
			\$0	\$0	\$0	\$0	\$0	

GROUPING		Construction : Rail						
ROUTE/STREET							TOTAL COST	\$12,500,000
	FUND SOURCE	MATCH	FY24	FY25	FY26	FY27		
			\$0	\$0	\$0	\$0	\$0	

GROUPING		Construction : Recreational Trails					TOTAL COST	\$14,685,430
ROUTE/STREET								
	FUND SOURCE	MATCH	FY24	FY25	FY26	FY27		
PE	Federal - AC CONVERSION	\$84,000	\$0	\$0	\$173,462	\$162,537		
PE AC	Federal - AC OTHER	\$0	\$0	\$420,000	\$0	\$0		
RW	Federal - AC CONVERSION	\$4,000	\$0	\$0	\$0	\$16,000		
RW AC	Federal - AC OTHER	\$0	\$0	\$0	\$20,000	\$0		
CN	Federal - CMAQ	\$46,163	\$0	\$0	\$0	\$184,651		
	Federal - RSTP	\$110,939	\$0	\$0	\$0	\$443,756		
CN TOTAL		\$157,102	\$0	\$0	\$0	\$628,407		
CN AC	Federal - AC OTHER	\$0	\$0	\$0	\$0	\$774,491		

GROUPING		Construction : Safety/ITS/Operational Improvements					TOTAL COST	\$1,535,683,729
ROUTE/STREET								
	FUND SOURCE	MATCH	FY24	FY25	FY26	FY27		
PE	Federal - AC CONVERSION	\$3,036,905	\$1,122,440	\$4,587,257	\$6,191,943	\$512,000		
	Federal - CMAQ	\$1,749,323	\$4,287,667	\$741,062	\$0	\$1,968,563		
	Federal - NHS/NHPP	\$1,303,887	\$743,200	\$681,948	\$3,790,400	\$0		
	Federal - RSTP	\$481,254	(\$2,849,431)	\$0	\$1,520,000	\$3,254,445		
	Federal - STP/STBG	\$196,891	\$359,597	\$0	\$427,965	\$0		
PE TOTAL		\$6,768,259	\$3,663,473	\$6,010,267	\$11,930,308	\$5,735,008		
PE AC	Federal - AC OTHER	\$0	\$18,075,645	\$1,973,672	\$0	\$18,358,010		
RW	Federal - AC CONVERSION	\$4,551,458	\$0	\$0	\$9,536,429	\$8,669,403		
	Federal - CMAQ	\$58,000	\$0	\$0	\$232,000	\$0		
	Federal - DEMO	\$2,000	\$1	\$8,000	\$0	\$0		
	Federal - HIP/F	\$20,937	\$0	\$83,746	\$0	\$0		
	Federal - HSIP	\$7,000	\$0	\$63,000	\$0	\$0		
	Federal - NHPP/E	\$156,856	\$0	\$0	\$360,000	\$267,422		
	Federal - NHS/NHPP	\$5,221,178	\$115,200	\$10,248,722	\$9,272,976	\$1,247,814		
	Federal - RSTP	\$2,022,501	\$0	\$1,465,469	\$6,624,534	\$0		
	Federal - STP/STBG	\$194,882	\$438,292	\$0	\$341,237	\$0		
RW TOTAL		\$12,234,811	\$553,493	\$11,868,937	\$26,367,176	\$10,184,639		
RW AC	Federal - AC OTHER	\$0	\$2,346,028	\$21,658,920	\$15,569,936	\$0		
CN	Federal - AC CONVERSION	\$2,079,752	\$2,574,404	\$2,200,949	\$4,323,815	\$0		
	Federal - CMAQ	\$954,774	\$400,753	\$0	\$2,739,543	\$678,800		
	Federal - DEMO	\$538,109	\$0	\$1,092,668	\$1,059,768	\$0		
	Federal - HIP/F	\$420,699	\$0	\$1,682,796	\$0	\$0		
	Federal - HSIP	\$124,721	\$0	\$339,488	\$783,000	\$0		
	Federal - NHPP/E	\$176,969	\$0	\$0	\$707,877	\$0		
	Federal - NHS/NHPP	\$21,412,943	\$2,794,267	\$4,908,022	\$16,548,863	\$61,400,620		
	Federal - RSTP	\$1,211,521	\$361,244	\$1,159,160	\$2,317,508	\$1,008,170		
	Federal - STP/STBG	\$2,129,815	\$0	\$3,166,216	\$1,347,851	\$4,005,191		
CN TOTAL		\$29,049,303	\$6,130,668	\$14,549,299	\$29,828,225	\$67,092,781		
CN AC	Federal - AC OTHER	\$0	\$10,590,761	\$41,322,008	\$25,630,501	\$47,114,767		

GROUPING		Construction : Transportation Alternatives/Byway/Non-Traditional					
ROUTE/STREET						TOTAL COST	\$263,572,039
	FUND SOURCE	MATCH	FY24	FY25	FY26	FY27	
PE	Federal - AC CONVERSION	\$36,530	\$146,121	\$0	\$0	\$0	
	Federal - CMAQ	\$8,000	\$0	\$0	\$0	\$32,000	
	Federal - HIP/F	\$0	\$200,000	\$0	\$0	\$0	
	Federal - RSTP	\$56,412	\$225,649	\$0	\$0	\$0	
	Federal - TAP/F	\$114,734	\$458,934	\$0	\$0	\$0	
PE TOTAL		\$215,676	\$1,030,704	\$0	\$0	\$32,000	
PE AC	Federal - AC OTHER	\$0	\$17,938	\$0	\$0	\$0	
RW	Federal - AC CONVERSION	\$585,478	\$81,263	\$2,260,650	\$0	\$0	
	Federal - CMAQ	\$949,826	\$3,115,304	\$684,000	\$0	\$0	
	Federal - HSIP	\$2,142	\$19,278	\$0	\$0	\$0	
	Federal - RSTP	\$2,273,767	\$8,975,068	\$120,000	\$0	\$0	
	Federal - RTAP	\$547,102	\$383,708	\$1,804,700	\$0	\$0	
	Federal - STP/STBG	\$5,299	\$21,196	\$0	\$0	\$0	
	Federal - TAP/F	\$375,389	\$453,377	\$1,048,178	\$0	\$0	
	Other	\$0	\$0	\$524,293	\$0	\$0	
RW TOTAL		\$4,739,003	\$13,049,194	\$6,441,821	\$0	\$0	
RW AC	Federal - AC OTHER	\$0	\$2,825,813	\$1,011,858	\$0	\$0	
CN	Federal - CMAQ	\$1,425,857	\$1,789,080	\$2,852,992	\$1,061,357	\$0	
	Federal - HIP/F	\$0	\$0	\$800,000	\$0	\$0	
	Federal - NHS/NHPP	\$52,460	\$209,840	\$0	\$0	\$0	
	Federal - RSTP	\$1,585,050	\$1,728,173	\$3,331,994	\$0	\$1,280,032	
	Federal - RTAP	\$1,277,590	\$830,808	\$1,671,978	\$1,762,750	\$844,824	
	Federal - STP/STBG	\$433,545	\$0	\$0	\$0	\$1,734,181	
	Federal - TAP/F	\$495,116	\$1,347,723	\$182,279	\$450,460	\$0	
	Other	\$0	\$0	\$0	\$2,121,987	\$0	
CN TOTAL		\$5,269,618	\$5,905,624	\$8,839,243	\$5,396,554	\$3,859,037	
CN AC	Federal - AC OTHER	\$0	\$17,546,627	\$17,024,831	\$8,980,681	\$9,465,827	

GROUPING		Maintenance : Preventive Maintenance and System Preservation					
PROGRAM NOTE		Funding identified to be obligated districtwide as projects are identified.					
ROUTE/STREET						TOTAL COST	\$65,477,920
	FUND SOURCE	MATCH	FY24	FY25	FY26	FY27	
CN	Federal - NHS/NHPP	\$0	\$15,726,599	\$15,726,599	\$15,726,599	\$15,726,599	
	Federal - STP/STBG	\$0	\$638,902	\$641,525	\$644,192	\$646,905	
CN TOTAL		\$0	\$16,365,501	\$16,368,124	\$16,370,791	\$16,373,504	

GROUPING		Maintenance : Preventive Maintenance for Bridges				
PROGRAM NOTE		Funding identified to be obligated districtwide as projects are identified.				
ROUTE/STREET					TOTAL COST	\$10,531,043
	FUND SOURCE	MATCH	FY24	FY25	FY26	FY27
CN	Federal - AC CONVERSION	\$0	\$0	\$0	\$0	\$360,465
	Federal - CMAQ			\$0	\$274,495	\$0
	Federal - NHS/NHPP	\$0	\$1,623,569	\$1,623,569	\$1,623,569	\$1,623,569
	Federal - STP/STBG	\$0	\$494,339	\$495,034	\$495,470	\$496,459
CN TOTAL			\$0	\$2,117,908	\$2,118,603	\$2,393,534
CN AC	Federal - AC OTHER	\$0	\$0	\$0	\$1,420,505	\$0

GROUPING		Maintenance : Traffic and Safety Operations				
PROGRAM NOTE		Funding identified to be obligated districtwide as projects are identified.				
ROUTE/STREET					TOTAL COST	\$32,482,005
	FUND SOURCE	MATCH	FY24	FY25	FY26	FY27
CN	Federal - AC CONVERSION	\$0	\$0	\$0	\$0	\$360,465
	Federal - CMAQ	\$0	\$0	\$0	\$274,495	\$0
	Federal - NHS/NHPP	\$0	\$3,189,226	\$3,189,226	\$3,189,226	\$3,189,226
	Federal - STP/STBG	\$0	\$4,390,067	\$4,408,090	\$4,426,419	\$4,445,060
CN TOTAL			\$0	\$7,579,293	\$7,597,316	\$7,994,751
CN AC	Federal - AC OTHER	\$0	\$0	\$0	\$1,420,505	\$0

GROUPING		Transit : Access				
ROUTE/STREET					TOTAL COST	\$232,995,000
	FUND SOURCE	MATCH	FY24	FY25	FY26	FY27
PE	Federal - AC CONVERSION	\$896,800	\$0	\$3,587,199	\$0	\$0
	Federal - CMAQ	\$1,666,800	\$6,667,200	\$0	\$0	\$0
PE TOTAL		\$2,563,600	\$6,667,200	\$3,587,199	\$0	\$0
PE AC	Federal - AC OTHER	\$0	\$4,483,999	\$0	\$0	\$0
CN	Federal - AC CONVERSION	\$160,000	\$640,000	\$0	\$0	\$0
	Federal - CMAQ	\$10,000	\$0	\$39,999	\$0	\$0
CN TOTAL		\$170,000	\$640,000	\$39,999	\$0	\$0
CN AC	Federal - AC OTHER	\$0	\$0	\$77,897,001	\$0	\$0

GROUPING		Transit : Amenities				
ROUTE/STREET					TOTAL COST	\$29,694,809
	FUND SOURCE	MATCH	FY24	FY25	FY26	FY27
PE	Federal - CMAQ	\$18,000	\$0	\$0	\$0	\$72,000
RW	Federal - CMAQ	\$4,200	\$0	\$0	\$0	\$16,800
CN	Federal - CMAQ	\$4,712	\$0	\$0	\$0	\$18,846
CN AC	Federal - AC OTHER	\$0	\$13,300,000	\$0	\$0	\$40,433



GROUPING		Transit : Engineering				
ROUTE/STREET					TOTAL COST	\$2,300,000
	FUND SOURCE	MATCH	FY24	FY25	FY26	FY27
			\$0	\$0	\$0	\$0

GROUPING		Transit : Ridesharing				
ROUTE/STREET					TOTAL COST	\$20,211,797
	FUND SOURCE	MATCH	FY24	FY25	FY26	FY27
CN	Federal - AC CONVERSION	\$9,600	\$0	\$19,200	\$19,200	\$0
	Federal - CMAQ	\$6,400	\$25,600	\$0	\$0	\$0
CN TOTAL		\$16,000	\$25,600	\$19,200	\$19,200	\$0
CN AC	Federal - AC OTHER	\$0	\$88,000	\$0	\$0	\$66,000

GROUPING		Transit : System Preservation				
ROUTE/STREET					TOTAL COST	\$3,714,740
	FUND SOURCE	MATCH	FY24	FY25	FY26	FY27
PE AC	Federal - AC OTHER	\$0	\$0	\$0	\$0	\$3,828,208
CN	Federal - CMAQ	\$594,359	\$0	\$0	\$0	\$2,377,434

GROUPING		Transit : Vehicles				
ROUTE/STREET					TOTAL COST	\$26,529,480
	FUND SOURCE	MATCH	FY24	FY25	FY26	FY27
			\$0	\$0	\$0	\$0

# RICHMOND DISTRICT

July 2023

Prepared by the  
**Virginia Department of Transportation**  
in Cooperation with  
**Virginia Department of Rail and Public Transportation,**  
**Federal Highway Administration–Virginia Division Office, and**  
**Federal Transit Administration**

**Richmond District  
Interstate Projects**

MPO	Richmond					
UPC NO	121682	SCOPE	Preliminary Engineering			
SYSTEM	Interstate	JURISDICTION	Goochland County	OVERSIGHT	NFO	
PROJECT	I-64/ASHLAND RD INTERCHANGE IMR			ADMIN BY	VDOT	
DESCRIPTION	FROM: I-64 TO: I-64					
ROUTE/STREET	I-64 (0064)			TOTAL COST	\$360,000	
	FUND SOURCE	MATCH	FY24	FY25	FY26	FY27
PE	Federal - RSTP	\$72,000	\$288,000	\$0	\$0	\$0

MPO	Richmond					
UPC NO	97565	SCOPE	Bridge Replacement w/o Added Capacity			
SYSTEM	Interstate	JURISDICTION	Henrico County	OVERSIGHT	NFO	
PROJECT	RTE 64 - REPLACE BRIDGES OVER RTE 156 (FED ID 9760 & 9762)			ADMIN BY	VDOT	
DESCRIPTION						
PROGRAM NOTE	Linked with UPC 97566					
ROUTE/STREET	INTERSTATE 64 (0064)			TOTAL COST	\$35,006,633	
	FUND SOURCE	MATCH	FY24	FY25	FY26	FY27
CN AC	Federal - AC OTHER	\$0	\$16,925	\$0	\$0	\$0

MPO	Richmond					
UPC NO	107458	SCOPE	Reconstruction w/ Added Capacity			
SYSTEM	Interstate	JURISDICTION	Henrico County	OVERSIGHT	FO	
PROJECT	#HB2.FY17 RTE 64 - MAJOR WIDENING			ADMIN BY	VDOT	
DESCRIPTION	FROM: RTE 295 TO: EXIT 205 (BOTTOM'S BR) (3.9300 MI)					
PROGRAM NOTE	Includes \$14,188,774 GARVEE Debt Service Principal Prev, \$2,711,638 GARVEE Debt Service Principal FFY24, \$2,849,102 GARVEE Debt Service Principal FFY25, \$2,993,833 GARVEE Debt Service Principal FFY26, \$3,144,756 GARVEE Debt Service Principal FFY27. Total GARVEE Debt Service Principal \$42,551,429. Corresponding GARVEE Debt Service UPC 110394.					
ROUTE/STREET	0064			TOTAL COST	\$50,490,434	
	FUND SOURCE	MATCH	FY24	FY25	FY26	FY27
PE	Federal - NHS/NHPP	\$0	\$1,280	\$0	\$0	\$0
CN	Federal - AC CONVERSION	\$0	\$0	\$2,849,102	\$2,993,833	\$3,144,756
	Federal - NHS/NHPP	\$0	\$2,710,358	\$0	\$0	\$0
<b>CN TOTAL</b>			\$0	\$2,710,358	\$2,849,102	\$2,993,833
CN AC	Federal - AC	\$0	\$25,651,017	\$0	\$0	\$0
	Federal - AC OTHER	\$0	\$7,939,005	\$0	\$0	\$0
<b>CN AC</b>			\$0	\$33,590,022	\$0	\$0

MPO	Richmond					
UPC NO	110394	SCOPE				
SYSTEM	Interstate	JURISDICTION	Henrico County		OVERSIGHT	NFO
PROJECT	#HB2.FY17 RTE 64 - MAJOR WIDENING GARVEE DEBT SERVICE				ADMIN BY	VDOT
DESCRIPTION						
PROGRAM NOTE	Includes \$11,286,114 GARVEE Debt Service Interest Prev, \$1,384,651 GARVEE Debt Service Interest FFY24, \$1,247,381 GARVEE Debt Service Interest FFY25, \$1,103,132 GARVEE Debt Service Interest FFY26, \$951,577 GARVEE Debt Service Interest FFY27, \$2,222,194 FFY28-32. Total GARVEE Debt Service Interest \$18,195,049. Corresponding CN UPC 107458					
ROUTE/STREET	0064				TOTAL COST	\$43,909,094
	FUND SOURCE	MATCH	FY24	FY25	FY26	FY27
PE	Federal - AC CONVERSION		\$0	\$0	\$1,247,381	\$1,103,132
	Federal - NHS/NHPP		\$0	\$1,384,651	\$0	\$0
PE TOTAL			\$0	\$1,384,651	\$1,247,381	\$1,103,132
PE AC	Federal - AC		\$0	\$5,524,284	\$0	\$0

MPO	Richmond					
UPC NO	113844	SCOPE	Traffic Management/Engineering			
SYSTEM	Interstate	JURISDICTION	Henrico County		OVERSIGHT	NFO
PROJECT	I-64 at Parham IMR				ADMIN BY	Locally
DESCRIPTION	FROM: .25 miles north of Mayland Drive TO: Fordson Road (0.2700 MI)					
ROUTE/STREET	I-64 (0064)				TOTAL COST	\$600,000
	FUND SOURCE	MATCH	FY24	FY25	FY26	FY27
			\$0	\$0	\$0	\$0

MPO	Richmond					
UPC NO	120374	SCOPE	New Construction Roadway			
SYSTEM	Interstate	JURISDICTION	Henrico County		OVERSIGHT	NFO
PROJECT	#I64CIP - I-64WB EXIT 181 IMPROVE INTERCHANGE CONFIGURATION				ADMIN BY	VDOT
DESCRIPTION	FROM: MM 181 TO: MM 181					
ROUTE/STREET	0064				TOTAL COST	\$12,000,000
	FUND SOURCE	MATCH	FY24	FY25	FY26	FY27
PE AC	Federal - AC		\$0	\$2,000,000	\$0	\$0
RW AC	Federal - AC		\$0	\$0	\$1,000,000	\$0
CN AC	Federal - AC OTHER		\$0	\$0	\$0	\$9,000,000

MPO	Richmond					
UPC NO	120384	SCOPE	Transit			
SYSTEM	Interstate	JURISDICTION	Henrico County		OVERSIGHT	NFO
PROJECT	#I64CIP - I-64 INCREASE BUS FREQUENCY- RTE7 / NINE MILE ROAD				ADMIN BY	DRPT
DESCRIPTION						
ROUTE/STREET	NINE MILE ROAD (0064)				TOTAL COST	\$7,816,397
	FUND SOURCE	MATCH	FY24	FY25	FY26	FY27
PE AC	Federal - AC OTHER		\$0	\$7,816,397	\$0	\$0

MPO	Richmond					
UPC NO	120381	SCOPE	Transit			
SYSTEM	Interstate	JURISDICTION	Multi-jurisdictional: Richmond MPO		OVERSIGHT	NFO
PROJECT	#I64CIP - E/WB EXPRESS BUS ROUTE-22x SHORT PUMP TO DOWNTOWN				ADMIN BY	DRPT
DESCRIPTION						
ROUTE/STREET	I-64 (0064)				TOTAL COST	\$3,017,484
	FUND SOURCE	MATCH	FY24	FY25	FY26	FY27
PE AC	Federal - AC OTHER		\$0	\$3,017,484	\$0	\$0

MPO	Tri-Cities					
UPC NO	120439	SCOPE	Other			
SYSTEM	Interstate	JURISDICTION	Petersburg		OVERSIGHT	NFO
PROJECT	#OTHERINT - I-85 - SIGNS AND MARKINGS US 1				ADMIN BY	VDOT
DESCRIPTION	FROM: VA/NC State Line TO: I-95					
ROUTE/STREET	I-85 (0085)				TOTAL COST	\$250,000
	FUND SOURCE	MATCH	FY24	FY25	FY26	FY27
			\$0	\$0	\$0	\$0

MPO	Richmond					
UPC NO	111984	SCOPE				
SYSTEM	Interstate	JURISDICTION	Chesterfield County		OVERSIGHT	NFO
PROJECT	#SMART18 - I-95 AuxLanes b/w Rte.288/Rte.10-GARVEE Debt Serv				ADMIN BY	VDOT
DESCRIPTION						
PROGRAM NOTE	Includes \$547,287 GARVEE Debt Service Interest Prev, \$330,386 GARVEE Debt Service Interest FFY24, \$528,861 GARVEE Debt Service Interest FFY25, \$523,506 GARVEE Debt Service Interest FFY26, \$488,887 GARVEE Debt Service Interest FFY27, \$2,800,788 GARVEE Debt Service Interest FFY25-39. Total GARVEE Debt Service Interest \$5,219,715. Corresponding CN UPC 111466					
ROUTE/STREET	0095				TOTAL COST	\$7,597,000
	FUND SOURCE	MATCH	FY24	FY25	FY26	FY27
PE	Federal - AC CONVERSION		\$0	\$0	\$528,861	\$523,506
	Federal - NHS/NHPP		\$0	\$330,386	\$0	\$0
PE TOTAL			\$0	\$330,386	\$528,861	\$523,506
PE AC	Federal - AC		\$0	\$4,342,042	\$0	\$0

MPO	Tri-Cities					
UPC NO	85623	SCOPE	Safety			
SYSTEM	Interstate	JURISDICTION	Colonial Heights		OVERSIGHT	FO
PROJECT	I95/TEMPLE AVE - INTERCHANGE IMPR (FED ID 20145, 20146)				ADMIN BY	VDOT
DESCRIPTION	FROM: 0.041 MI W HAMILTON AVE TO: 0.069 MI E EXISTING I-95 RAMP (0.3690 MI)					
ROUTE/STREET	TEMPLE AVE (0095)				TOTAL COST	\$20,191,409
	FUND SOURCE	MATCH	FY24	FY25	FY26	FY27
PE	Federal - NHS/NHPP		\$0	\$128,592	\$0	\$0
RW	Federal - NHS/NHPP		\$0	(\$2,638,610)	\$0	\$0
CN	Federal - NHS/NHPP		\$0	\$2,510,018	\$0	\$0
CN AC	Federal - AC OTHER		\$0	\$5,083,393	\$0	\$0

MPO	Richmond					
UPC NO	119673	SCOPE	Preliminary Engineering			
SYSTEM	Interstate	JURISDICTION	Richmond		OVERSIGHT	NFO
PROJECT	I-95 at Commerce Road Access Study				ADMIN BY	VDOT
DESCRIPTION						
ROUTE/STREET	I-95 (0095)				TOTAL COST	\$550,000
	FUND SOURCE	MATCH	FY24	FY25	FY26	FY27
PE	Federal - RSTP	\$110,000	\$440,000		\$0	\$0

MPO	Multiple MPOs					
UPC NO	116656	SCOPE	Safety			
SYSTEM	Interstate	JURISDICTION	Statewide		OVERSIGHT	NFO
PROJECT	#I95CIP VARIABLE SPEED LIMITS - PROGRAM UPC				ADMIN BY	VDOT
DESCRIPTION	FROM: Various TO: Various					
ROUTE/STREET	0095				TOTAL COST	\$4,912,629
	FUND SOURCE	MATCH	FY24	FY25	FY26	FY27
PE	Federal - NHS/NHPP	\$0	\$4,912,629		\$0	\$0

MPO	Multiple MPOs					
UPC NO	116657	SCOPE	Safety			
SYSTEM	Interstate	JURISDICTION	Statewide		OVERSIGHT	NFO
PROJECT	#I95CIP RAMP METERING PROGRAM UPC				ADMIN BY	VDOT
DESCRIPTION	FROM: Various TO: Various					
ROUTE/STREET	0095				TOTAL COST	\$5,700,000
	FUND SOURCE	MATCH	FY24	FY25	FY26	FY27
PE	Federal - NHS/NHPP	\$0	\$3,500,000		\$0	\$0
PE AC	Federal - AC OTHER	\$0	\$2,200,000		\$0	\$0

MPO	Multiple MPOs					
UPC NO	116658	SCOPE	Safety			
SYSTEM	Interstate	JURISDICTION	Statewide		OVERSIGHT	NFO
PROJECT	#I95CIP GEOFENCED EMERGENCY NOTIFICATIONS - PROGRAM UPC				ADMIN BY	VDOT
DESCRIPTION	FROM: Various TO: Various					
ROUTE/STREET	0095				TOTAL COST	\$200,000
	FUND SOURCE	MATCH	FY24	FY25	FY26	FY27
PE AC	Federal - AC OTHER	\$0	\$200,000		\$0	\$0

MPO	Multiple MPOs					
UPC NO	116659	SCOPE	Safety			
SYSTEM	Interstate	JURISDICTION	Statewide		OVERSIGHT	NFO
PROJECT	#I95CIP ADVANCED WORK ZONE TECHNOLOGY - PROGRAM UPC				ADMIN BY	VDOT
DESCRIPTION	FROM: Various TO: Various					
ROUTE/STREET	0095				TOTAL COST	\$950,000
	FUND SOURCE	MATCH	FY24	FY25	FY26	FY27
PE AC	Federal - AC OTHER	\$0	\$950,000		\$0	\$0

MPO	Multiple MPOs					
UPC NO	116661	SCOPE	Safety			
SYSTEM	Interstate	JURISDICTION	Statewide		OVERSIGHT	NFO
PROJECT	#I95CIP CORRIDOR TECHNOLOGY IMPROVEMENTS - PROGRAM UPC				ADMIN BY	VDOT
DESCRIPTION	FROM: Various TO: Various					
ROUTE/STREET	0095				TOTAL COST	\$3,202,500
	FUND SOURCE	MATCH	FY24	FY25	FY26	FY27
PE AC	Federal - AC OTHER	\$0	\$3,202,500	\$0	\$0	\$0

MPO	Richmond					
UPC NO	93087	SCOPE	Bridge Rehab w/o Added Capacity			
SYSTEM	Interstate	JURISDICTION	Richmond		OVERSIGHT	NFO
PROJECT	#SGR17VB - RT 195 - BR REPAIR OVER RT 76, CSX (Fed 21552)				ADMIN BY	VDOT
DESCRIPTION	FROM: 0.145 MI N OF RTE 76 TO: 0.071 MI S OF RTE 76 (0.2160 MI)					
PROGRAM NOTE	All funds obligated based on current allocations/estimate					
ROUTE/STREET	0195				TOTAL COST	\$14,697,630
	FUND SOURCE	MATCH	FY24	FY25	FY26	FY27
		\$0	\$0	\$0	\$0	\$0

**Richmond District  
Primary Projects**

MPO	Richmond					
UPC NO	101020	SCOPE	Reconstruction w/ Added Capacity			
SYSTEM	Primary	JURISDICTION	Chesterfield County	OVERSIGHT	NFO	
PROJECT	#HB2.FY17 RTE 10 (BERMUDA TRIANGLE RD TO MEADOWVILLE RD)			ADMIN BY	Locally	
DESCRIPTION	FROM: 1.73 mi. W of Rte. 618 (OLD BERMUDA HUNDRED RD) TO: 0.27 mi. E of Rte. 618 (OLD BERMUDA HUNDRED ROAD) (2.0000 MI)					
PROGRAM NOTE	Includes \$3,601,251 GARVEE DS Prin Prev, \$1,157,140 GARVEE DS Prin FFY24, \$1,260,368 GARVEE DS Prin FFY25, \$1,321,439 GARVEE DS Prin FFY26, \$1,384,964 GARVEE DS Prin FFY27 Total GARVEE DS Prin \$21,468,256. Corresponding DS UPC 110393					
ROUTE/STREET	WEST HNDRD/MEADOWVILLE/OLD BERMUDA HNDRD/RVRSBND (0010)			TOTAL COST	\$66,061,655	
	FUND SOURCE	MATCH	FY24	FY25	FY26	FY27
RW AC	Federal - AC OTHER	\$0	\$7,648,824	\$0	\$0	\$0
CN	Federal - AC CONVERSION	\$0	\$0	\$1,260,368	\$1,321,439	\$1,384,964
	Federal - NHS/NHPP	\$0	\$1,157,140	\$0	\$0	\$0
CN TOTAL		\$0	\$1,157,140	\$1,260,368	\$1,321,439	\$1,384,964
CN AC	Federal - AC	\$0	\$16,709,865	\$0	\$0	\$0
	Federal - AC OTHER	\$0	\$0	\$5,401,477	\$0	\$0
CN AC		\$0	\$16,709,865	\$5,401,477	\$0	\$0

MPO	Richmond					
UPC NO	102952	SCOPE	Reconstruction w/ Added Capacity			
SYSTEM	Primary	JURISDICTION	Chesterfield County	OVERSIGHT	NFO	
PROJECT	RTE 10 (I-95 - Rt 1) - WIDENING			ADMIN BY	Locally	
DESCRIPTION	FROM: 0.087 MI W RTE 1 (JEFF DAVIS HWY) TO: 0.507 MI E RTE 1 (JEFF DAVIS HWY) (0.5100 MI)					
ROUTE/STREET	WEST HUNDRED ROAD (0010)			TOTAL COST	\$8,996,859	
	FUND SOURCE	MATCH	FY24	FY25	FY26	FY27
CN	Federal - RSTP	\$34,222	\$136,888	\$0	\$0	\$0
CN AC	Federal - AC OTHER	\$0	\$3,711,108	\$0	\$0	\$0

MPO	Richmond					
UPC NO	104889	SCOPE	Reconstruction w/ Added Capacity			
SYSTEM	Primary	JURISDICTION	Chesterfield County	OVERSIGHT	NFO	
PROJECT	RT 10 (Whitepine to Frith) WIDENING			ADMIN BY	Locally	
DESCRIPTION	FROM: 0.787 MI N. of Rte. 288 TO: 1.110 MI S. of Rte. 288 (1.8970 MI)					
PROGRAM NOTE	All funds obligated based on current allocations/estimate					
ROUTE/STREET	IRONBRIDGE ROAD (0010)			TOTAL COST	\$15,171,000	
	FUND SOURCE	MATCH	FY24	FY25	FY26	FY27
		\$0	\$0	\$0	\$0	\$0



MPO	Richmond					
UPC NO	110393	SCOPE				
SYSTEM	Primary	JURISDICTION	Chesterfield County		OVERSIGHT	NFO
PROJECT	#HB2.FY17 RT 10 (BERM TRI TO MEADOWV) GARVEE DEBT SERVICE				ADMIN BY	VDOT
DESCRIPTION						
PROGRAM NOTE	Includes \$2,973,055 GARVEE DS Int Prev, \$774,993 GARVEE DS Int FFY24, \$758,944 GARVEE DS Int FFY25, \$698,074 GARVEE DS Int FFY26, \$634,246 GARVEE DS Int FFY27, \$2,736,587 GARVEE DS Int FFY28-38. Total GARVEE DS Int \$8,575,899. Corresponding CN UPC 101020					
ROUTE/STREET	0010				TOTAL COST	\$16,324,630
	FUND SOURCE	MATCH	FY24	FY25	FY26	FY27
PE	Federal - AC CONVERSION		\$0	\$0	\$758,944	\$698,074
	Federal - NHS/NHPP		\$0	\$774,993	\$0	\$0
PE TOTAL			\$0	\$774,993	\$758,944	\$698,074
PE AC	Federal - AC		\$0	\$4,827,851	\$0	\$0

MPO	Richmond					
UPC NO	56181	SCOPE	Reconstruction w/ Added Capacity			
SYSTEM	Primary	JURISDICTION	Hanover County		OVERSIGHT	NFO
PROJECT	RTE 33 - ADD LEFT TURN LANES AT THE INTERSECTION OF RTE 623				ADMIN BY	VDOT
DESCRIPTION	FROM: 0.310 MI S RTE 623 (ASHLAND RD) TO: 0.285 MI N RTE 623 (ASHLAND RD) (0.5850 MI)					
ROUTE/STREET	0033				TOTAL COST	\$9,026,104
	FUND SOURCE	MATCH	FY24	FY25	FY26	FY27
PE	Other		\$0	\$8,853	\$0	\$0
CN	Other		\$0	\$3,348,947	\$0	\$0

MPO	Richmond					
UPC NO	118145	SCOPE	Preliminary Engineering			
SYSTEM	Primary	JURISDICTION	Chesterfield County		OVERSIGHT	NFO
PROJECT	Route 60 Corridor Improvement Study				ADMIN BY	Locally
DESCRIPTION	FROM: Winterfield Rd/LeGordon Drive TO: Old Buckingham Road/Wooldridge Rd					
ROUTE/STREET	ROUTE 60 (0060)				TOTAL COST	\$125,000
	FUND SOURCE	MATCH	FY24	FY25	FY26	FY27
			\$0	\$0	\$0	\$0

MPO	Richmond					
UPC NO	120380	SCOPE	Transit			
SYSTEM	Primary	JURISDICTION	Henrico County		OVERSIGHT	NFO
PROJECT	#I64CIP - I-64 E/WB - BROAD STREET - SHORT PUMP BUS SERVICE				ADMIN BY	DRPT
DESCRIPTION						
ROUTE/STREET	I-64 (0064)				TOTAL COST	\$3,744,635
	FUND SOURCE	MATCH	FY24	FY25	FY26	FY27
PE AC	Federal - AC OTHER		\$0	\$3,744,635	\$0	\$0

MPO	Richmond					
UPC NO	115534	SCOPE	Other			
SYSTEM	Primary	JURISDICTION	Chesterfield County		OVERSIGHT	NFO
PROJECT	Hopkins/Chippenham Interchange Modification Report (IMR)				ADMIN BY	Locally
DESCRIPTION	FROM: Various TO: Various					
ROUTE/STREET	CHIPPENHAM PARKWAY (0150)				TOTAL COST	\$500,000
	FUND SOURCE	MATCH	FY24	FY25	FY26	FY27
			\$0	\$0	\$0	\$0

MPO	Richmond					
UPC NO	118470	SCOPE	Safety and Education of Pedestrians /Bicyclists			
SYSTEM	Primary	JURISDICTION	Henrico County		OVERSIGHT	NFO
PROJECT	W Broad St Pedestrian and Transit Improvements - Glenside Dr				ADMIN BY	VDOT
DESCRIPTION	FROM: Glenside Drive TO: Parham Road (1.7900 MI)					
ROUTE/STREET	WEST BROAD STREET (0250)				TOTAL COST	\$11,951,231
	FUND SOURCE	MATCH	FY24	FY25	FY26	FY27
PE	Federal - RSTP	\$315,587	\$1,262,348	\$0	\$0	\$0
RW	Federal - RSTP	\$494,307	\$0	\$0	\$1,977,226	\$0
CN	Federal - RSTP	\$1,580,353	\$0	\$0	\$0	\$6,321,411

MPO	Richmond					
UPC NO	111467	SCOPE	Reconstruction w/ Added Capacity			
SYSTEM	Primary	JURISDICTION	Chesterfield County		OVERSIGHT	NFO
PROJECT	#SMART18 - SB Rt 288 to WB US 360 WB Off-Ramp				ADMIN BY	Locally
DESCRIPTION	FROM: 0.046 MI. N of Route 360 (Hull Street Rd.) TO: 1.135 MI. N. of Route 360 (Hull Street Rd.) (1.0890 MI)					
ROUTE/STREET	ROUTE 288 (0288)				TOTAL COST	\$21,860,471
	FUND SOURCE	MATCH	FY24	FY25	FY26	FY27
PE	Federal - NHS/NHPP	\$0	\$108,613	\$0	\$0	\$0
CN	Federal - HIP/F	\$0	\$1,144,699	\$0	\$0	\$0
	Federal - HSIP	\$0	\$7,289,000	\$0	\$0	\$0
	Federal - NHS/NHPP	\$0	\$2,293,755	\$0	\$0	\$0
CN TOTAL			\$0	\$10,727,454	\$0	\$0
CN AC	Federal - AC OTHER	\$0	\$8,773,546	\$0	\$0	\$0

MPO	Richmond					
UPC NO	118147	SCOPE	Preliminary Engineering			
SYSTEM	Primary	JURISDICTION	Goochland County		OVERSIGHT	NFO
PROJECT	IAR - Route 288 (West Creek Area)				ADMIN BY	VDOT
DESCRIPTION	FROM: Broad Street Road TO: Tuckahoe Creek Parkway					
ROUTE/STREET	ROUTE 288 (0288)				TOTAL COST	\$499,900
	FUND SOURCE	MATCH	FY24	FY25	FY26	FY27
PE	Federal - RSTP	\$180	\$720	\$0	\$0	\$0

MPO	Richmond					
UPC NO	104890	SCOPE	Reconstruction w/ Added Capacity			
SYSTEM	Primary	JURISDICTION	Chesterfield County	OVERSIGHT	NFO	
PROJECT	RTE 360 E (Lonas Pkwy to Castle Rock Rd) - WIDENING			ADMIN BY	Locally	
DESCRIPTION	FROM: 0.190 Miles West of Bridgewood Rd. TO: 0.029 Miles East of Castle Rock Rd. (0.5610 MI)					
ROUTE/STREET	HULL STREET ROAD (0360)			TOTAL COST	\$7,034,227	
	FUND SOURCE	MATCH	FY24	FY25	FY26	FY27
CN AC	Federal - AC OTHER	\$0	\$597,300	\$0	\$0	\$0

MPO	Richmond					
UPC NO	118144	SCOPE	Preliminary Engineering			
SYSTEM	Primary	JURISDICTION	Chesterfield County	OVERSIGHT	NFO	
PROJECT	US 360 Superstreets Study			ADMIN BY	Locally	
DESCRIPTION	FROM: Winterpock Rd TO: Harbour Point Parkway/Mockingbird Lane					
ROUTE/STREET	US 360 (0360)			TOTAL COST	\$300,000	
	FUND SOURCE	MATCH	FY24	FY25	FY26	FY27
		\$0	\$0	\$0	\$0	\$0

MPO	Richmond					
UPC NO	13551	SCOPE	Safety			
SYSTEM	Primary	JURISDICTION	Hanover County	OVERSIGHT	NFO	
PROJECT	#SMART18 - RTE 360 WIDENING			ADMIN BY	Locally	
DESCRIPTION	FROM: 0.61 MI W RTE 643 (LEE DAVIS RD) TO: 0.19 MI E RTE 643 (LEE DAVIS RD) (0.8000 MI)					
ROUTE/STREET	MECHANICSVILLE TURNPIKE (0360)			TOTAL COST	\$34,744,037	
	FUND SOURCE	MATCH	FY24	FY25	FY26	FY27
PE AC	Federal - AC OTHER	\$0	\$73,989	\$0	\$0	\$0
RW AC	Federal - AC OTHER	\$0	\$407,325	\$0	\$0	\$0
CN AC	Federal - AC OTHER	\$0	\$4,712,137	\$0	\$0	\$0

MPO	Multiple MPOs					
UPC NO	103754	SCOPE				
SYSTEM	Primary	JURISDICTION	Statewide	OVERSIGHT	FO	
PROJECT	Route 460 PPTA Debt Service			ADMIN BY	VDOT	
DESCRIPTION	FROM: Intersection with Route 58, City of Suffolk TO: Intersection with I-295, Prince George County (55.0000 MI)					
ROUTE/STREET	0460			TOTAL COST	\$148,622,688	
	FUND SOURCE	MATCH	FY24	FY25	FY26	FY27
PE	Federal - AC CONVERSION	\$0	\$0	\$7,864,709	\$7,863,525	\$7,863,845
	Federal - NHS/NHPP	\$0	\$7,864,630	\$0	\$0	\$0
PE TOTAL		\$0	\$7,864,630	\$7,864,709	\$7,863,525	\$7,863,845
PE AC	Federal - AC	\$0	\$31,454,523	\$0	\$0	\$0

MPO	Richmond					
UPC NO	115202	SCOPE	Other			
SYSTEM	Primary	JURISDICTION	Chesterfield County		OVERSIGHT	NFO
PROJECT	Countywide Sidewalk Plan				ADMIN BY	Locally
DESCRIPTION	FROM: Various TO: Various					
ROUTE/STREET	VARIOUS (9999)				TOTAL COST	\$124,935
FUND SOURCE	MATCH	FY24	FY25	FY26	FY27	
		\$0	\$0	\$0	\$0	\$0

**Richmond District**  
**Secondary**  
**Projects**

MPO	Richmond					
UPC NO	111713	SCOPE	New Construction Roadway			
SYSTEM	Secondary	JURISDICTION	Chesterfield County	OVERSIGHT	NFO	
PROJECT	#SMART18 - BBC Ph 1 - Bailey Br Conn., Brad McNeer Conn.			ADMIN BY	Locally	
DESCRIPTION	FROM: BRAD MC NEER PKWY TO: BAILEY BRIDGE ROAD					
ROUTE/STREET	BAILEY BRIDGE CONNECTOR (0000)			TOTAL COST	\$26,374,800	
	FUND SOURCE	MATCH	FY24	FY25	FY26	FY27
PE	Federal - AC CONVERSION	\$0	\$0	\$0	\$2,000,000	\$0
RW AC	Federal - AC OTHER	\$0	\$2,000,000	\$0	\$0	\$0
CN AC	Federal - AC OTHER	\$0	\$0	\$22,374,800	\$0	\$0

MPO	Richmond					
UPC NO	115193	SCOPE	Other			
SYSTEM	Secondary	JURISDICTION	Chesterfield County	OVERSIGHT	NFO	
PROJECT	Road Diet Study (Hopkins, Turner, Whitepine)			ADMIN BY	Locally	
DESCRIPTION	FROM: Various TO: Various					
ROUTE/STREET	HOPKINS, TURNER, WHITEPINE (0637)			TOTAL COST	\$83,793	
	FUND SOURCE	MATCH	FY24	FY25	FY26	FY27
		\$0	\$0	\$0	\$0	\$0

MPO	Tri-Cities					
UPC NO	101028	SCOPE	Safety			
SYSTEM	Secondary	JURISDICTION	Chesterfield County	OVERSIGHT	NFO	
PROJECT	RTE 600 (Matoaca/Hickory) - ROUNDABOUT			ADMIN BY	Locally	
DESCRIPTION	FROM: 0.066 MI S RTE 628 (Hickory Road) TO: 0.076 MI N RTE 628 (Hickory Road) (0.1400 MI)					
ROUTE/STREET	MATOACA ROAD (0600)			TOTAL COST	\$3,622,566	
	FUND SOURCE	MATCH	FY24	FY25	FY26	FY27
CN AC	Federal - AC OTHER	\$0	\$33	\$0	\$0	\$0

MPO	Tri-Cities					
UPC NO	112660	SCOPE	Reconstruction w/ Added Capacity			
SYSTEM	Secondary	JURISDICTION	Chesterfield County		OVERSIGHT	NFO
PROJECT	RTE 746 (N. Enon Ch Rd, Rt 10-Meadowville Tech Pk) WIDENING				ADMIN BY	Locally
DESCRIPTION	FROM: Route 10 TO: Meadowville Technology Parkway (0.7300 MI)					
ROUTE/STREET	N. ENON CHURCH ROAD (0746)				TOTAL COST	\$4,214,960
	FUND SOURCE	MATCH	FY24	FY25	FY26	FY27
PE	Federal - AC CONVERSION	\$2	\$0	\$0	\$7	\$0
	Federal - RSTP	\$131,378	\$0	\$525,513	\$0	\$0
PE TOTAL		\$131,380	\$0	\$525,513	\$7	\$0
PE AC	Federal - AC	\$2	\$0	\$7	\$0	\$0
RW	Federal - RSTP	\$184,492	\$0	\$0	\$0	\$737,968
CN	Federal - RSTP	\$527,120	\$0	\$0	\$0	\$2,108,480

MPO	Richmond					
UPC NO	77121	SCOPE	Reconstruction w/ Added Capacity			
SYSTEM	Secondary	JURISDICTION	Hanover County		OVERSIGHT	NFO
PROJECT	RTE 638 - CONSTRUCT LTL & ADD SB REC. LN				ADMIN BY	Locally
DESCRIPTION	FROM: 0.2 MILE SOUTH OF ROUTE 301 TO: INTERSECTION ROUTE 301 (0.2000 MI)					
ROUTE/STREET	ATLEE ROAD (0638)				TOTAL COST	\$2,588,517
	FUND SOURCE	MATCH	FY24	FY25	FY26	FY27
CN	Federal - CMAQ	\$4,906	\$19,622	\$0	\$0	\$0
CN AC	Federal - AC OTHER	\$0	\$160,430	\$0	\$0	\$0

MPO	Richmond					
UPC NO	115195	SCOPE	Reconstruction w/ Added Capacity			
SYSTEM	Secondary	JURISDICTION	Hanover County		OVERSIGHT	NFO
PROJECT	Atlee Station Rd Widening (Phase 2)				ADMIN BY	Locally
DESCRIPTION	FROM: RTE 1860 (Castle Tower Rd) TO: RTE 1255 ( Warren Ave) (2.0700 MI)					
ROUTE/STREET	ATLEE STATION ROAD (0637)				TOTAL COST	\$31,529,239
	FUND SOURCE	MATCH	FY24	FY25	FY26	FY27
RW	Federal - RSTP	\$411,144	\$0	\$1,644,576	\$0	\$0
R W A C	Federal - AC OTHER	\$0	\$0	\$4,421,280	\$0	\$0
CN AC	Federal - AC OTHER	\$0	\$0	\$0	\$0	\$22,542,708

MPO	Richmond					
UPC NO	109988	SCOPE	Bridge Replacement w/ Added Capacity			
SYSTEM	Secondary	JURISDICTION	Hanover County		OVERSIGHT	NFO
PROJECT	#SGR21VB -RT 715 - BR ONLY OVER NEWFOUND RIVER (Fed 9578)				ADMIN BY	VDOT
DESCRIPTION	FROM: 0.80 Miles North of Rte 781 TO: 0.90 Miles North of Rte 781 (0.0730 MI)					
ROUTE/STREET	BEAVER DAM ROAD (0715)				TOTAL COST	\$1,722,235
	FUND SOURCE	MATCH	FY24	FY25	FY26	FY27
PE	Other	\$0	\$1,676	\$0	\$0	\$0

MPO	Richmond					
UPC NO	81667	SCOPE	Reconstruction w/o Added Capacity			
SYSTEM	Secondary	JURISDICTION	Hanover County		OVERSIGHT	NFO
PROJECT	RTE 615 (CREIGHTON RD) - ROUNDABOUT				ADMIN BY	Locally
DESCRIPTION	FROM: COLD HARBOR RD - FR 0.16 MI N CREIGHTON RD TO 0.08 MI S TO: CREIGHTON RD - FR 0.12 MI W COLD HARBOR RD TO 0.07 MI E (0.2000 MI)					
ROUTE/STREET	CREIGHTON ROAD & COLD HARBOR ROAD (0615)				TOTAL COST	\$7,599,275
	FUND SOURCE	MATCH	FY24	FY25	FY26	FY27
		\$0	\$0	\$0	\$0	\$0

MPO	Richmond					
UPC NO	109260	SCOPE	Preliminary Engineering			
SYSTEM	Secondary	JURISDICTION	Hanover County		OVERSIGHT	NFO
PROJECT	POLE GREEN RD WIDENING				ADMIN BY	Locally
DESCRIPTION	FROM: Bell Creek Road TO: Rural Point Road (1.6300 MI)					
ROUTE/STREET	POLE GREEN ROAD (0627)				TOTAL COST	\$20,506,116
	FUND SOURCE	MATCH	FY24	FY25	FY26	FY27
RW	Federal - RSTP	\$932,365	\$3,729,460	\$0	\$0	\$0
CN	Federal - RSTP	\$1,365,726	\$0	\$0	\$0	\$5,462,905
CN AC	Federal - AC OTHER	\$0	\$0	\$0	\$0	\$7,571,369

MPO	Richmond					
UPC NO	104957	SCOPE	Reconstruction w/ Added Capacity			
SYSTEM	Secondary	JURISDICTION	Hanover County		OVERSIGHT	NFO
PROJECT	#HB2.FY17 RTE 656 - SLIDING HILL ROAD CORRIDOR				ADMIN BY	Locally
DESCRIPTION	FROM: 0.35 MI W RTE 1265 (TOTOPOTOMOY TRAIL) TO: 0.676 MI E RTE 1265 (TOTOPOTOMOY TRAIL) (1.0300 MI)					
ROUTE/STREET	SLIDING HILL ROAD (0656)				TOTAL COST	\$10,248,817
	FUND SOURCE	MATCH	FY24	FY25	FY26	FY27
PE AC	Federal - AC OTHER	\$0	\$569,190	\$0	\$0	\$0
CN AC	Federal - AC OTHER	\$0	\$2,747,306	\$0	\$0	\$0

MPO	Richmond					
UPC NO	50528	SCOPE	Reconstruction w/ Added Capacity			
SYSTEM	Secondary	JURISDICTION	Henrico County		OVERSIGHT	NFO
PROJECT	THREE CHOPT ROAD - WIDENING - PE ONLY				ADMIN BY	Locally
DESCRIPTION	FROM: BARRINGTON HILL DRIVE TO: GASKINS ROAD (1.5000 MI)					
ROUTE/STREET	9999				TOTAL COST	\$2,933,000
	FUND SOURCE	MATCH	FY24	FY25	FY26	FY27
PE	Federal - RSTP	\$14,000	\$56,000	\$0	\$0	\$0

MPO	Richmond					
UPC NO	60933	SCOPE	Reconstruction w/ Added Capacity			
SYSTEM	Secondary	JURISDICTION	Henrico County		OVERSIGHT	NFO
PROJECT	RTE 9999 - DABBS HOUSE RD; RECONSTRUCTION				ADMIN BY	Locally
DESCRIPTION	FROM: INT. DABBS HOUSE ROAD AND NINE MILE ROAD TO: 0.075 MI. N OF INT. DABBS HOUSE RD & E RICHMOND RD (0.8920 MI)					
ROUTE/STREET	DABBS HOUSE ROAD (9999)				TOTAL COST	\$13,444,064
	FUND SOURCE	MATCH	FY24	FY25	FY26	FY27
PE	Federal - RSTP	(\$107,936)	(\$431,742)	\$0	\$0	\$0
RW	Federal - RSTP	\$8,816	\$35,262	\$0	\$0	\$0
CN	Federal - RSTP	\$99,120	\$396,480	\$0	\$0	\$0
CN AC	Federal - AC OTHER	\$0	\$154,321	\$0	\$0	\$0

MPO	Richmond					
UPC NO	118150	SCOPE	Facilities for Pedestrians and Bicycles			
SYSTEM	Secondary	JURISDICTION	Henrico County		OVERSIGHT	NFO
PROJECT	Nuckols Road Pedestrian Improvements				ADMIN BY	Locally
DESCRIPTION	FROM: Springfield Road TO: Capital One way					
ROUTE/STREET	NUCKOLS RD (0157)				TOTAL COST	\$2,160,000
	FUND SOURCE	MATCH	FY24	FY25	FY26	FY27
PE	Federal - CMAQ	\$66,400	\$265,600	\$0	\$0	\$0
RW	Federal - CMAQ	\$164,800	\$0	\$0	\$659,200	\$0
CN	Federal - CMAQ	\$200,800	\$0	\$0	\$0	\$803,200



MPO	Richmond					
UPC NO	115001	SCOPE	Other			
SYSTEM	Secondary	JURISDICTION	Henrico County		OVERSIGHT	NFO
PROJECT	Parham Road/Hungary Road Bicycle and Pedestrian Study				ADMIN BY	Locally
DESCRIPTION	FROM: Parham Road - Various TO: Hungary Road - Various					
ROUTE/STREET	PARHAM ROAD (9999)				TOTAL COST	\$250,000
	FUND SOURCE	MATCH	FY24	FY25	FY26	FY27
			\$0	\$0	\$0	\$0

MPO	Richmond					
UPC NO	111716	SCOPE	Reconstruction w/ Added Capacity			
SYSTEM	Secondary	JURISDICTION	Henrico County		OVERSIGHT	NFO
PROJECT	#SMART18 - RICHMOND-HENRICO TURNPIKE -- SOUTH SGMT				ADMIN BY	Locally
DESCRIPTION	FROM: LABURNUM AVENUE TO: HUMMINGBIRD RD (1.1490 MI)					
PROGRAM NOTE	Linked to UPC 110911					
ROUTE/STREET	RICHMOND-HENRICO TURNPIKE (7609)				TOTAL COST	\$29,678,850
	FUND SOURCE	MATCH	FY24	FY25	FY26	FY27
PE	Federal - STP/STBG	\$0	\$92,100	\$0	\$0	\$0
RW	Federal - STP/STBG	\$0	\$1,732,358	\$0	\$0	\$0
CN	Federal - STP/STBG	\$0	\$2,200,719	\$0	\$0	\$0
CN AC	Federal - AC OTHER	\$0	\$21,252,031	\$0	\$0	\$0

MPO	Richmond					
UPC NO	104880	SCOPE	Facilities for Pedestrians and Bicycles			
SYSTEM	Secondary	JURISDICTION	Henrico County		OVERSIGHT	NFO
PROJECT	RIDGEFIELD PKWY - CONSTRUCT SIDEWALK				ADMIN BY	Locally
DESCRIPTION	FROM: PUMP RD TO: FALCONBRIDGE DR (1.1800 MI)					
ROUTE/STREET	RIDGEFIELD PARKWAY (9999)				TOTAL COST	\$1,172,000
	FUND SOURCE	MATCH	FY24	FY25	FY26	FY27
CN AC	Federal - AC OTHER	\$0	\$1,999	\$0	\$0	\$0

MPO	Richmond					
UPC NO	60934	SCOPE	Reconstruction w/o Added Capacity			
SYSTEM	Secondary	JURISDICTION	Henrico County		OVERSIGHT	NFO
PROJECT	RTE 9999 - SADLER RD; WIDEN & RECONSTRUCT; FED ESCROW PROJ				ADMIN BY	Locally
DESCRIPTION	FROM: 0.005 MI WEST OF DOMINION BOULEVARD TO: 0.030 MI EAST OF CEDAR FOREST ROAD (1.8830 MI)					
ROUTE/STREET	SADLER ROAD (9999)				TOTAL COST	\$3,500,000
	FUND SOURCE	MATCH	FY24	FY25	FY26	FY27
PE	Federal - STP/STBG	\$29,656	\$118,623	\$0	\$0	\$0

MPO	Richmond					
UPC NO	50529	SCOPE	Reconstruction w/ Added Capacity			
SYSTEM	Secondary	JURISDICTION	Henrico County		OVERSIGHT	NFO
PROJECT	RTE 9999 (THREE CHOPT ROAD) WIDEN TO 4 LANES				ADMIN BY	Locally
DESCRIPTION	FROM: 1.076 Mi W INT. COX ROAD TO: 0.241 MI E INT. GASKINS ROAD (2.1740 MI)					
ROUTE/STREET	THREE CHOPT ROAD (9999)				TOTAL COST	\$30,818,528
	FUND SOURCE	MATCH	FY24	FY25	FY26	FY27
RW	Federal - RSTP	\$728,699	\$2,914,796	\$0	\$0	\$0
CN	Federal - RSTP	\$2,700,499	\$0	\$10,801,994	\$0	\$0
CN AC	Federal - AC OTHER	\$0	\$0	\$9,903,733	\$0	\$0

MPO	NonMPO					
UPC NO	115873	SCOPE	Safety			
SYSTEM	Secondary	JURISDICTION	Nottoway County		OVERSIGHT	NFO
PROJECT	GUARDRAIL INSTALLATION				ADMIN BY	VDOT
DESCRIPTION	FROM: Route 460 TO: Lunenburg County Line (8.6300 MI)					
ROUTE/STREET	LEWISTON PLANK ROAD (0723)				TOTAL COST	\$299,399
	FUND SOURCE	MATCH	FY24	FY25	FY26	FY27
PE AC	Federal - AC OTHER	\$0	\$25,000	\$0	\$0	\$0
CN AC	Federal - AC OTHER	\$0	\$274,399	\$0	\$0	\$0

MPO	Richmond					
UPC NO	101246	SCOPE	Bridge Rehab w/o Added Capacity			
SYSTEM	Secondary	JURISDICTION	Powhatan County		OVERSIGHT	NFO
PROJECT	ROUTE 681 - BRIDGE REPAIR (SCOUR) OVER APPOMATTOX RIVER				ADMIN BY	VDOT
DESCRIPTION	Rte 681 Over Appomattox River (VA Str 6910) (0.2700 MI)					
ROUTE/STREET	CLEMENTON ROAD (0681)				TOTAL COST	\$2,036,495
	FUND SOURCE	MATCH	FY24	FY25	FY26	FY27
CN	Federal - BR	\$0	\$90,135	\$0	\$0	\$0
CN AC	Federal - AC OTHER	\$0	\$557,778	\$0	\$0	\$0

**Richmond District  
Urban Projects**

MPO	Tri-Cities					
UPC NO	101287	SCOPE	Reconstruction w/o Added Capacity			
SYSTEM	Urban	JURISDICTION	Colonial Heights	OVERSIGHT	NFO	
PROJECT	DUPUY AVE - MINOR WIDENING			ADMIN BY	Locally	
DESCRIPTION	FROM: WCL COLONIAL HTS TO: 0.10 MI W RTE 1 (BOULEVARD) (0.3800 MI)					
ROUTE/STREET	DUPUY AVENUE (9020)			TOTAL COST	\$5,307,604	
	FUND SOURCE	MATCH	FY24	FY25	FY26	FY27
CN AC	Federal - AC OTHER	\$0	\$111,696	\$0	\$0	\$0

MPO	Richmond					
UPC NO	121681	SCOPE	Bridge Replacement w/o Added Capacity			
SYSTEM	Urban	JURISDICTION	Henrico County	OVERSIGHT	NFO	
PROJECT	#BF- RTE 0 MEADOW RD (FED ID 9652) CR			ADMIN BY	Locally	
DESCRIPTION	FROM: 2.15 miles TO GRAPEVINE RD TO: 0.15 miles TO 60 (0.0500 MI)					
ROUTE/STREET	MEADOW ROAD (0000)			TOTAL COST	\$2,181,266	
	FUND SOURCE	MATCH	FY24	FY25	FY26	FY27
PE	Federal - BR	\$0	\$242,960	\$0	\$0	\$0
RW	Federal - BR	\$0	\$0	\$5,250	\$0	\$0
CN	Federal - BR	\$0	\$0	\$0	\$1,746,556	\$0
CN AC	Federal - AC OTHER	\$0	\$0	\$0	\$186,500	\$0

MPO	Tri-Cities					
UPC NO	1436	SCOPE	Reconstruction w/ Added Capacity			
SYSTEM	Urban	JURISDICTION	Hopewell	OVERSIGHT	NFO	
PROJECT	CEDAR LEVEL ROAD WIDENING			ADMIN BY	VDOT	
DESCRIPTION	FROM: 0.026 MI. NORTH INT. NORTH AVENUE TO: 0.071 MI. NORTH INT. RELOCA. MILES AVENUE (1.1600 MI)					
PROGRAM NOTE	All funds obligated based on current allocations/estimate					
ROUTE/STREET	CEDAR LEVEL ROAD (U000)			TOTAL COST	\$5,639,239	
	FUND SOURCE	MATCH	FY24	FY25	FY26	FY27
		\$0	\$0	\$0	\$0	\$0

MPO	Tri-Cities					
UPC NO	90018	SCOPE	Reconstruction w/o Added Capacity			
SYSTEM	Urban	JURISDICTION	Hopewell	OVERSIGHT	NFO	
PROJECT	CEDAR LEVEL RD - WIDENING			ADMIN BY	VDOT	
DESCRIPTION	FROM: 0.056 MI. SOUTH INT. PORTSMOUTH ST. TO: 0.030 MI. NORTH INT. MILES AVE. (0.7140 MI)					
ROUTE/STREET	CEDAR LEVEL ROAD (9047)			TOTAL COST	\$9,512,003	
	FUND SOURCE	MATCH	FY24	FY25	FY26	FY27
CN	Federal - RSTP	\$42,982	\$171,927	\$0	\$0	\$0

MPO	Tri-Cities					
UPC NO	117838	SCOPE	Reconstruction w/ Added Capacity			
SYSTEM	Urban	JURISDICTION	Petersburg		OVERSIGHT	
PROJECT	US ARMY PROJ FT PICKETT/DSCR/FT LEE -- RICHMOND				ADMIN BY	Other
DESCRIPTION	FROM: VARIOUS TO: VARIOUS					
ROUTE/STREET	HICKORY HILL (0109)				TOTAL COST	\$127,000
	FUND SOURCE	MATCH	FY24	FY25	FY26	FY27
			\$0	\$0	\$0	\$0

MPO	Richmond					
UPC NO	15958	SCOPE	Reconstruction w/ Added Capacity			
SYSTEM	Urban	JURISDICTION	Richmond		OVERSIGHT	
PROJECT	COMMERCE ROAD - WIDENING				ADMIN BY	Locally
DESCRIPTION	FROM: BELLS ROAD (SOUTH JUNCTION) TO: 0.13 Mile N. of BELLEMEADE ROAD (1.8780 MI)					
ROUTE/STREET	COMMERCE ROAD				TOTAL COST	\$36,272,153
	FUND SOURCE	MATCH	FY24	FY25	FY26	FY27
PE	Federal - RSTP	\$100,159	\$400,635		\$0	\$0
CN	Federal - NHS/NHPP	\$0	\$3,290,346		\$0	\$0
	Federal - RSTP	\$438,514	\$1,754,054		\$0	\$0
	Federal - STP/STBG	\$234,321	\$937,283		\$0	\$0
CN TOTAL		\$672,834	\$5,981,683		\$0	\$0
CN	Federal - AC OTHER	\$0	\$20,934,577		\$0	\$0
AC						

MPO	Richmond					
UPC NO	19036	SCOPE	Reconstruction w/o Added Capacity			
SYSTEM	Urban	JURISDICTION	Richmond		OVERSIGHT	NFO
PROJECT	FOREST HILL AVENUE IMPROVEMENTS				ADMIN BY	Locally
DESCRIPTION	FROM: HATHAWAY RD TO: POWHITE PARKWAY (0.7400 MI)					
ROUTE/STREET	FOREST HILL AVENUE (U000)				TOTAL COST	\$14,189,886
	FUND SOURCE	MATCH	FY24	FY25	FY26	FY27
			\$0	\$0	\$0	\$0

MPO	Richmond					
UPC NO	19035	SCOPE	Reconstruction w/o Added Capacity			
SYSTEM	Urban	JURISDICTION	Richmond		OVERSIGHT	NFO
PROJECT	JAHNKE ROAD - 2 LANE IMPROVEMENTS				ADMIN BY	Locally
DESCRIPTION	FROM: BLAKEMORE RD TO: FOREST HILL AVE (1.6000 MI)					
ROUTE/STREET	JAHNKE ROAD (U000)				TOTAL COST	\$22,015,668
	FUND SOURCE	MATCH	FY24	FY25	FY26	FY27
PE	Federal - RSTP	\$82,000	\$328,000		\$0	\$0
RW	Federal - RSTP	\$30,000	\$120,000		\$0	\$0
CN	Federal - CMAQ	\$216,381	\$865,522		\$0	\$0
	Federal - RSTP	\$1,279,354	\$5,117,417		\$0	\$0
	Federal - STP/STBG	\$170,000	\$680,000		\$0	\$0
CN TOTAL		\$1,665,735	\$6,662,939		\$0	\$0
CN	Federal - AC OTHER	\$0	\$9,126,994		\$0	\$0
AC						

MPO	Richmond					
UPC NO	104887	SCOPE	Bridge Rehab w/o Added Capacity			
SYSTEM	Urban	JURISDICTION	Richmond		OVERSIGHT	NFO
PROJECT	RTE 60 - BRIDGE REHABILITATION				ADMIN BY	Locally
DESCRIPTION	AT RTE 161 (BELT BLVD) (0.1900 MI)					
ROUTE/STREET	MIDLOTHIAN TURNPIKE (0060)				TOTAL COST	\$2,010,348
	FUND SOURCE	MATCH	FY24	FY25	FY26	FY27
CN	Federal - RSTP	\$0	\$411,882	\$0	\$0	\$0
CN AC	Federal - AC OTHER	\$0	\$85,589	\$0	\$0	\$0

MPO	Richmond					
UPC NO	15955	SCOPE	Reconstruction w/o Added Capacity			
SYSTEM	Urban	JURISDICTION	Richmond		OVERSIGHT	NFO
PROJECT	RTE 1 - INTERSECTION IMPROVEMENTS AT HOPKINS RD & HARWOOD ST				ADMIN BY	VDOT
DESCRIPTION	FROM: 0.008 MI S CHESTERMAN AVE TO: 0.435 MI N CHESTERMAN AVE (0.4430 MI)					
ROUTE/STREET	RICHMOND HWY (0001)				TOTAL COST	\$15,494,494
	FUND SOURCE	MATCH	FY24	FY25	FY26	FY27
PE	Federal - STP/STBG	\$130,746	\$522,985	\$0	\$0	\$0
RW	Federal - CMAQ	(\$38,534)	(\$154,134)	\$0	\$0	\$0
	Federal - EB/MG	(\$258,222)	(\$1,032,889)	\$0	\$0	\$0
RW TOTAL		(\$296,756)	(\$1,187,023)	\$0	\$0	\$0

MPO	Richmond					
UPC NO	115222	SCOPE	Other			
SYSTEM	Urban	JURISDICTION	Richmond		OVERSIGHT	NFO
PROJECT	Park-N-Ride Bus Purchase				ADMIN BY	Locally
DESCRIPTION	FROM: Various TO: Various					
ROUTE/STREET	VARIOUS (9999)				TOTAL COST	\$90,335
	FUND SOURCE	MATCH	FY24	FY25	FY26	FY27
CN	Federal - CMAQ	\$18,067	\$72,268	\$0	\$0	\$0

### Richmond District

#### Enhancement Projects

MPO	Richmond					
UPC NO	107535	SCOPE	Facilities for Pedestrians and Bicycles			
SYSTEM	Enhancement	JURISDICTION	Henrico County		OVERSIGHT	NFO
PROJECT	DOREY PARK - SHARED-USE PATH - TAP				ADMIN BY	Locally
DESCRIPTION	FROM: 1.0 mi S of the int of Darbytown Rd and Dorey Pk TO: 0.1 mi S of the int of Darbytown Rd and Dorey Pk					
ROUTE/STREET	DOREY PARK DRIVE (EN15)				TOTAL COST	\$364,863
	FUND SOURCE	MATCH	FY24	FY25	FY26	FY27
PE AC	Federal - AC OTHER		\$0	\$17,315	\$0	\$0
CN AC	Federal - AC OTHER		\$0	\$13,798	\$0	\$0

MPO	Richmond					
UPC NO	107515	SCOPE	Facilities for Pedestrians and Bicycles			
SYSTEM	Enhancement	JURISDICTION	Richmond		OVERSIGHT	NFO
PROJECT	CARNATION STREET - ADD SIDEWALK - TAP				ADMIN BY	Locally
DESCRIPTION	FROM: RTE 60 (MIDLOTHIAN TPKE) TO: HIOAKS RD					
PROGRAM NOTE	All funds obligated based on current allocations/estimate					
ROUTE/STREET	CARNATION STREET (EN15)				TOTAL COST	\$591,991
	FUND SOURCE	MATCH	FY24	FY25	FY26	FY27
			\$0	\$0	\$0	\$0

MPO	Richmond					
UPC NO	110968	SCOPE	Facilities for Pedestrians and Bicycles			
SYSTEM	Enhancement	JURISDICTION	Henrico County		OVERSIGHT	NFO
PROJECT	FOUR MILE CREEK VCT IMPROVEMENTS				ADMIN BY	Locally
DESCRIPTION	FROM: 0.1 mi E of Farmer's Circle Drive TO: 0.1 mi W of Farmer's Circle Drive (0.2000 MI)					
ROUTE/STREET	EN17				TOTAL COST	\$1,234,975
	FUND SOURCE	MATCH	FY24	FY25	FY26	FY27
CN AC	Federal - AC OTHER		\$0	\$387,242	\$0	\$0

### Richmond District

#### Miscellaneous Projects

MPO	Richmond					
UPC NO	103393	SCOPE	Facilities for Pedestrians and Bicycles			
SYSTEM	Miscellaneous	JURISDICTION	Ashland		OVERSIGHT	NFO
PROJECT	ASHLAND TROLLEY LINE TRAIL				ADMIN BY	Locally
DESCRIPTION	FROM: MAPLE ST EXTENSION TO: TROLLEY LINE TRAIL PARK (0.2700 MI)					
ROUTE/STREET	0000				TOTAL COST	\$1,710,156
	FUND SOURCE	MATCH	FY24	FY25	FY26	FY27
		\$0	\$0	\$0	\$0	\$0

MPO	Richmond					
UPC NO	T23339	SCOPE				
SYSTEM	Miscellaneous	JURISDICTION	Henrico County		OVERSIGHT	NFO
PROJECT	PE for Parking Lots - Henrico County				ADMIN BY	DRPT
DESCRIPTION	FROM: Various TO: Various					
ROUTE/STREET	0000				TOTAL COST	\$507,318
	FUND SOURCE	MATCH	FY24	FY25	FY26	FY27
PE AC	Federal - AC OTHER	\$0	\$99,999	\$0	\$0	\$0

MPO	Richmond					
UPC NO	T206		Transit			
	Miscellaneous		Richmond		OVERSIGHT	NFO
	Alternative Fuel Trolley Vehicle Replacement				ADMIN BY	Locally
ROUTE/STREET	GREATER RICHMOND TRANSIT COMPANY (0000)				TOTAL COST	\$180,000
	FUND SOURCE	MATCH	FY24	FY25	FY26	FY27
		\$0	\$0	\$0	\$0	\$0

MPO	Richmond					
UPC NO	109193	SCOPE	Transit			
SYSTEM	Miscellaneous	JURISDICTION	Henrico County		OVERSIGHT	NFO
PROJECT	CRAC CNG BUS PURCHASE				ADMIN BY	Other
DESCRIPTION	FROM: various TO: various					
ROUTE/STREET	9999				TOTAL COST	\$140,150
	FUND SOURCE	MATCH	FY24	FY25	FY26	FY27
PE	Federal - CMAQ	\$28,000	\$112,000	\$0	\$0	\$0

MPO	Richmond					
UPC NO	86357	SCOPE	Other			
SYSTEM	Miscellaneous	JURISDICTION	Multi-jurisdictional: Richmond MPO	OVERSIGHT	NFO	
PROJECT	RAMPO Travel Demand Modeling On-Call Consultant Support			ADMIN BY	Other	
DESCRIPTION						
ROUTE/STREET	9999			TOTAL COST	\$800,000	
	FUND SOURCE	MATCH	FY24	FY25	FY26	FY27
		\$0	\$0	\$0	\$0	\$0

MPO	Tri-Cities					
UPC NO	115085	SCOPE	Other			
SYSTEM	Miscellaneous	JURISDICTION	Multi-jurisdictional: Tri-Cities MPO	OVERSIGHT	NFO	
PROJECT	MPO STAFF SALARY FUNDING SUPPLEMENT: CRATER PDC FY19 & FY20			ADMIN BY	Locally	
DESCRIPTION	FROM: 0 TO: 0					
	Linked to UPC 72904					
ROUTE/STREET	CRATER PDC OFFICE (9999)			TOTAL COST	\$56,874	
	FUND SOURCE	MATCH	FY24	FY25	FY26	FY27
		\$0	\$0	\$0	\$0	\$0

MPO	Tri-Cities					
UPC NO	117863	SCOPE	Other			
SYSTEM	Miscellaneous	JURISDICTION	Multi-jurisdictional: Tri-Cities MPO	OVERSIGHT	NFO	
PROJECT	RSTP SUPPLEMENT FOR MPO PLANNING STAFF SALARIES -- FY21			ADMIN BY	Locally	
DESCRIPTION						
ROUTE/STREET	VARIOUS (9999)			TOTAL COST	\$85,000	
	FUND SOURCE	MATCH	FY24	FY25	FY26	FY27
PE	Federal - RSTP	\$17,000	\$68,000	\$0	\$0	\$0

MPO	Tri-Cities					
UPC NO	117865	SCOPE	Other			
SYSTEM	Miscellaneous	JURISDICTION	Multi-jurisdictional: Tri-Cities MPO	OVERSIGHT	NFO	
PROJECT	RSTP SUPPLEMENT FOR MPO PLANNING STAFF SALARIES -- FY23			ADMIN BY	Locally	
DESCRIPTION						
ROUTE/STREET	VARIOUS (9999)			TOTAL COST	\$45,000	
	FUND SOURCE	MATCH	FY24	FY25	FY26	FY27
PE	Federal - RSTP	\$9,000	\$36,000	\$0	\$0	\$0
PE AC	Federal - AC OTHER	\$0	\$40,000	\$0	\$0	\$0



MPO	Tri-Cities					
UPC NO	117866	SCOPE	Other			
SYSTEM	Miscellaneous	JURISDICTION	Multi-jurisdictional: Tri-Cities MPO		OVERSIGHT	NFO
PROJECT	RSTP SUPPLEMENT FOR MPO PLANNING STAFF SALARIES -- FY24				ADMIN BY	Locally
DESCRIPTION						
ROUTE/STREET	VARIOUS (9999)				TOTAL COST	\$45,000
	FUND SOURCE	MATCH	FY24	FY25	FY26	FY27
PE	Federal - RSTP	\$9,000	\$36,000		\$0	\$0
PE AC	Federal - AC OTHER	\$0	\$40,000		\$0	\$0

MPO	Tri-Cities					
UPC NO	117867	SCOPE	Other			
SYSTEM	Miscellaneous	JURISDICTION	Multi-jurisdictional: Tri-Cities MPO		OVERSIGHT	NFO
PROJECT	RSTP SUPPLEMENT FOR MPO PLANNING STAFF SALARIES -- FY25				ADMIN BY	Locally
DESCRIPTION						
ROUTE/STREET	VARIOUS (9999)				TOTAL COST	\$45,000
	FUND SOURCE	MATCH	FY24	FY25	FY26	FY27
PE	Federal - RSTP	\$9,000	\$0	\$36,000		\$0
PE AC	Federal - AC OTHER	\$0	\$0	\$40,000		\$0

MPO	Tri-Cities					
UPC NO	122860	SCOPE	Other			
SYSTEM	Miscellaneous	JURISDICTION	Multi-jurisdictional: Tri-Cities MPO		OVERSIGHT	NFO
PROJECT	RSTP SUPPLEMENT FOR MPO PLANNING STAFF SALARIES -- FY27				ADMIN BY	Locally
DESCRIPTION						
ROUTE/STREET	VARIOUS (9999)				TOTAL COST	\$45,000
	FUND SOURCE	MATCH	FY24	FY25	FY26	FY27
PE	Federal - RSTP	\$9,000	\$0	\$0	\$36,000	\$0

MPO	Richmond					
UPC NO	115815	SCOPE	Other			
SYSTEM	Miscellaneous	JURISDICTION	Richmond		OVERSIGHT	NFO
PROJECT	I-64 Express Barge Service Expansion				ADMIN BY	Other
DESCRIPTION						
ROUTE/STREET	RMT (9999)				TOTAL COST	\$3,000,000
	FUND SOURCE	MATCH	FY24	FY25	FY26	FY27
CN	Federal - CMAQ	\$600,000	\$2,400,000		\$0	\$0

MPO	Richmond					
UPC NO	118143	SCOPE	Preliminary Engineering			
SYSTEM	Miscellaneous	JURISDICTION	Richmond District-wide		OVERSIGHT	NFO
PROJECT	RRTPO Scenario Planning Pilot				ADMIN BY	Locally
DESCRIPTION	FROM: Various TO: Various					
ROUTE/STREET	9999				TOTAL COST	\$243,550
	FUND SOURCE	MATCH	FY24	FY25	FY26	FY27
PE	Federal - RSTP	\$48,710	\$194,840	\$0	\$0	\$0

MPO	Multiple MPOs					
UPC NO	T20741	SCOPE				
SYSTEM	Miscellaneous	JURISDICTION	Statewide		OVERSIGHT	NFO
PROJECT	VEHICLE FUEL CONVERSION PROGRAM MARKETING				ADMIN BY	Other
DESCRIPTION						
ROUTE/STREET	9999				TOTAL COST	\$360,000
	FUND SOURCE	MATCH	FY24	FY25	FY26	FY27
CN	Federal - CMAQ	\$72,000	\$288,000	\$0	\$0	\$0

MPO	Multiple MPOs					
UPC NO	T11802	SCOPE	Other			
SYSTEM	Miscellaneous	JURISDICTION	Statewide		OVERSIGHT	FO
PROJECT	Vehicle Fuel Conversion Program				ADMIN BY	Other
DESCRIPTION	FROM: 1 TO: 1					
ROUTE/STREET	9999				TOTAL COST	\$8,640,000
	FUND SOURCE	MATCH	FY24	FY25	FY26	FY27
CN	Federal - CMAQ	\$1,235,482	\$4,941,927	\$0	\$0	\$0

MPO	Tri-Cities					
UPC NO	T204	SCOPE	Other			
SYSTEM	Miscellaneous	JURISDICTION	Petersburg		OVERSIGHT	NFO
PROJECT	Nonattainment Area				ADMIN BY	DRPT
DESCRIPTION	Tri-Cities MPO Air Quality Maintenance Area					
ROUTE/STREET	DEQ/MRAQC (MRAQ)				TOTAL COST	\$750,000
	FUND SOURCE	MATCH	FY24	FY25	FY26	FY27
PE	Federal - CMAQ	\$28,000	\$28,000	\$28,000	\$28,000	\$28,000

MPO	Richmond					
UPC NO	T41		Transit			
	Miscellaneous		Richmond			NFO
	Renovation of Transportation Facility					VDOT
ROUTE/STREET	GREATER RICHMOND TRANSIT COMPANY (Mtch)				TOTAL COST	\$3,786,000
	FUND SOURCE	MATCH	FY24	FY25	FY26	FY27
		\$0	\$0	\$0	\$0	\$0

	Richmond					
	T203		Transit			
	Miscellaneous		Richmond			NFO
	Regionwide Air Pollution Reduction Program - Ridefinders					DRPT
	Regionwide Air Pollution Reduction Program					
	COMPOOL INC.(RIDEFINDERS) (RAPR)					\$17,688,219
PE	Federal - CMAQ	\$201,800	\$407,200	\$400,000	\$0	\$0

MPO	Richmond					
UPC NO	113832	SCOPE	Other			
SYSTEM	Miscellaneous		Richmond			NFO
PROJECT	Richmond Marine Terminal (RMT) - Drop Lot					Other
	FROM: various TO: various					
PROGRAM NOTE	All funds obligated based on current allocations/estimate. Linked to UPCs 122142, 122142 & 122143.					
ROUTE/STREET	RMT TERMINAL (U000)					\$2,764,062
	FUND SOURCE	MATCH	FY24	FY25	FY26	FY27
		\$0	\$0	\$0	\$0	\$0

### Richmond District

#### Public Transportation Projects

MPO	Richmond				
UPC NO	T2131	SCOPE	Transit		
SYSTEM	Public Transportation	JURISDICTION	Chesterfield County		NFO
	Expansion of Bus Service			ADMIN BY	VDOT
	Expansion of Bus Service				
	0000				\$2,595,508
	FUND SOURCE	MATCH	FY24	FY25	FY26
			\$0	\$0	\$0
					\$0

	Richmond				
	T20113		Transit		
	Public Transportation		Richmond		NFO
	GRTC REPLACEMENT OF ROLLING STOCK CNG BUSES (FY22)				DRPT
	FROM: N/A TO: N/A				
	9999				\$2,550,420
CN	Federal - CMAQ	\$139,630	\$558,520	\$0	\$0

MPO	Tri-Cities				
UPC NO	T9443	SCOPE	Transit		
SYSTEM	Public Transportation	JURISDICTION	Hopewell	OVERSIGHT	NFO
PROJECT	Hopewell Circulator Bus Route			ADMIN BY	DRPT - Admin Flexed
DESCRIPTION					
ROUTE/STREET	RANDOLPH RD (HCRB)			TOTAL COST	\$1,415,736
	FUND SOURCE	MATCH	FY24	FY25	FY26
			\$0	\$0	\$0
					\$0

### Richmond District

#### Project Groupings

MPO		NonMPO				
GROUPING		Construction : Bridge Rehabilitation/Replacement/Reconstruction				
ROUTE/STREET					TOTAL COST	\$117,665,320
	FUND SOURCE	MATCH	FY24	FY25	FY26	FY27
PE	Federal - AC CONVERSION	\$392,150	\$0	\$0	\$160,000	\$1,408,600
	Federal - BR	\$235,352	\$0	\$0	\$941,408	\$0
	Federal - NHS/NHPP	\$652,312	\$0	\$0	\$2,609,248	\$0
	Federal - STP/STBG	\$200,000	\$0	\$800,000	\$0	\$0
PE TOTAL		\$1,479,814	\$0	\$800,000	\$3,710,656	\$1,408,600
PE AC	Federal - AC OTHER	\$0	\$0	\$285,630	\$1,675,120	\$0
RW	Federal - NHS/NHPP	\$34,891	\$0	\$139,565	\$0	\$0
	Federal - STP/STBG	\$115,768	\$0	\$0	\$0	\$463,072
RW TOTAL		\$150,659	\$0	\$139,565	\$0	\$463,072
CN	Federal - BR	\$1,559,429	\$0	\$0	\$6,237,716	\$0
	Federal - NHS/NHPP	\$1,750,696	\$0	\$0	\$0	\$7,002,785
	Federal - STP/STBG	\$1,814,107	\$1,751,569	\$0	\$0	\$5,504,857
CN TOTAL		\$5,124,232	\$1,751,569	\$0	\$6,237,716	\$12,507,642
CN AC	Federal - AC OTHER	\$0	\$2,397,071	\$0	\$0	\$8,906

MPO		NonMPO				
GROUPING		Construction : Rail				
ROUTE/STREET					TOTAL COST	\$570,000
	FUND SOURCE	MATCH	FY24	FY25	FY26	FY27
CN	Federal - STP/STBG	\$0	\$0	\$495,000	\$0	\$0

MPO		NonMPO				
GROUPING		Construction : Safety/ITS/Operational Improvements				
ROUTE/STREET					TOTAL COST	\$51,250,580
	FUND SOURCE	MATCH	FY24	FY25	FY26	FY27
PE	Federal - STP/STBG	(\$20,599)	(\$82,396)	\$0	\$0	\$0
RW	Federal - AC CONVERSION	\$96,934	\$0	\$0	\$387,734	\$0
	Federal - NHS/NHPP	\$422,710	\$615,542	\$1,075,298	\$0	\$0
	Federal - STP/STBG	\$405,148	\$907,246	\$0	\$713,346	\$0
RW TOTAL		\$924,792	\$1,522,788	\$1,075,298	\$1,101,080	\$0
RW AC	Federal - AC OTHER	\$0	\$484,667	\$0	\$0	\$0
CN	Federal - AC CONVERSION	\$512,738	\$0	\$0	\$465,380	\$1,585,570
	Federal - NHS/NHPP	\$458,441	\$0	\$827,157	\$0	\$1,006,606
	Federal - STP/STBG	\$3,638,792	\$0	\$139,752	\$13,799,380	\$616,037
CN TOTAL		\$4,609,971	\$0	\$966,909	\$14,264,760	\$3,208,213
CN AC	Federal - AC OTHER	\$0	\$0	\$3,291,936	\$8,229,748	\$1,668,724

MPO	NonMPO						
GROUPING	Construction : Transportation Alternatives/Byway/Non-Traditional						
ROUTE/STREET						TOTAL COST	\$6,969,211
	FUND SOURCE	MATCH	FY24	FY25	FY26	FY27	
RW	Federal - TAP/F	\$103,002	\$7,000	\$405,006	\$0	\$0	
RW AC	Federal - AC OTHER	\$0	\$0	\$243,567	\$0	\$0	
CN	Federal - TAP/F	\$173,573	\$334,314	\$359,978	\$0	\$0	
CN AC	Federal - AC OTHER	\$0	\$104,473	\$114,680	\$1,393,087	\$0	

MPO	NonMPO						
GROUPING	Maintenance : Preventive Maintenance and System Preservation						
PROGRAM NOTE	Funding identified to be obligated districtwide as projects are identified.						
ROUTE/STREET						TOTAL COST	\$134,737,913
	FUND SOURCE	MATCH	FY24	FY25	FY26	FY27	
			\$0	\$0	\$0	\$0	

MPO	Richmond						
GROUPING	Maintenance : Preventive Maintenance and System Preservation						
PROGRAM NOTE	Funding identified to be obligated districtwide as projects are identified.						
ROUTE/STREET						TOTAL COST	\$134,737,913
	FUND SOURCE	MATCH	FY24	FY25	FY26	FY27	
CN	Federal - NHFP	\$0	\$115,430	\$115,430	\$115,430	\$115,430	
	Federal - NHS/NHPP	\$0	\$2,258,586	\$2,258,586	\$2,258,586	\$2,258,586	
	Federal - STP/STBG	\$0	\$31,116,665	\$31,244,409	\$31,374,325	\$31,506,450	
CN TOTAL		\$0	\$33,490,681	\$33,618,425	\$33,748,341	\$33,880,466	

MPO	Richmond						
GROUPING	Maintenance : Preventive Maintenance for Bridges						
PROGRAM NOTE	Funding identified to be obligated districtwide as projects are identified.						
ROUTE/STREET						TOTAL COST	\$93,219,475
	FUND SOURCE	MATCH	FY24	FY25	FY26	FY27	
CN	Federal - BR	\$0	\$354,545	\$50,000	\$1,237,719	\$0	
	Federal - CMAQ	\$0	\$0	\$4,195,000	\$0	\$0	
	Federal - HSIP	\$0	\$3,000,000	\$0	\$0	\$0	
	Federal - NHFP	\$0	\$751,472	\$751,472	\$751,472	\$751,472	
	Federal - NHPP/E	\$0	\$176,284	\$0	\$0	\$0	
	Federal - NHS/NHPP	\$0	\$2,543,612	\$6,728,208	\$4,037,999	\$2,102,357	
	Federal - STP/STBG	\$0	\$6,926,117	\$6,953,560	\$6,981,469	\$7,009,853	
CN TOTAL		\$0	\$13,752,030	\$18,678,240	\$13,008,659	\$9,863,682	
CN AC	Federal - AC OTHER	\$0	\$7,896,875	\$16,803,314	\$13,216,675	\$0	

MPO	Richmond					
GROUPING	Maintenance : Traffic and Safety Operations					
PROGRAM NOTE	Funding identified to be obligated districtwide as projects are identified.					
ROUTE/STREET					TOTAL COST	\$32,977,411
	FUND SOURCE	MATCH	FY24	FY25	FY26	FY27
CN	Federal - CMAQ		\$0	\$0	\$4,195,000	\$0
	Federal - HSIP		\$0	\$3,000,000	\$0	\$0
	Federal - STP/STBG		\$0	\$6,405,707	\$6,432,005	\$6,458,750
	CN TOTAL		\$0	\$9,405,707	\$10,627,005	\$6,458,750
					\$6,485,949	\$6,485,949

**Richmond MPO**  
**Project**  
**Groupings**

GROUPING		Construction : Bridge Rehabilitation/Replacement/Reconstruction					
ROUTE/STREET						TOTAL COST	\$360,510,344
	FUND SOURCE	MATCH	FY24	FY25	FY26	FY27	
PE	Federal - NHS/NHPP	(\$2,868,000)	(\$11,472,000)		\$0	\$0	
	Federal - STP/STBG	\$678,712		\$0	\$0	\$2,714,848	
PE TOTAL		(\$2,189,288)	(\$11,472,000)		\$0	\$2,714,848	
RW	Federal - BR	\$452,815		\$0	\$0	\$1,811,259	
	Federal - NHS/NHPP	\$233,560		\$0	\$0	\$934,241	
RW TOTAL		\$686,375		\$0	\$0	\$2,745,500	
RW AC	Federal - AC OTHER	\$0	\$385,735		\$0	\$801,491	
CN	Federal - BR	\$8,285,484	\$12,100,763		\$0	\$2,955,154	
	Federal - DEMO	\$82,829		\$0	\$0	\$0	
	Federal - HIP/F	\$1,000,000		\$0	\$0	\$0	
	Federal - NHPP/E	\$461,045		\$0	\$0	\$0	
	Federal - NHS/NHPP	\$5,443,430	\$1,300,924		\$0	\$0	
	Federal - RSTP	\$323,520		\$0	\$0	\$0	
	Federal - STP/STBG	\$608,621		\$0	\$0	\$0	
CN TOTAL		\$16,204,928	\$13,401,687		\$0	\$2,955,154	
CN AC	Federal - AC OTHER	\$0	\$1,463,845		\$0	\$12,991,883	

GROUPING		Construction : Rail					
ROUTE/STREET						TOTAL COST	\$4,132,882
	FUND SOURCE	MATCH	FY24	FY25	FY26	FY27	
CN	Federal - STP/STBG	\$139,296	\$1,253,662		\$0	\$0	
CN AC	Federal - AC	\$0	\$374,908		\$0	\$0	

GROUPING		Construction : Recreational Trails					
ROUTE/STREET						TOTAL COST	\$16,171,265
	FUND SOURCE	MATCH	FY24	FY25	FY26	FY27	
			\$0	\$0	\$0	\$0	



GROUPING		Construction : Safety/ITS/Operational Improvements						
ROUTE/STREET							TOTAL COST	\$660,445,403
	FUND SOURCE	MATCH	FY24	FY25	FY26	FY27		
PE	Federal - AC CONVERSION	\$452,297	\$1,479,467	\$504,396	\$249,559	\$137,119		
	Federal - CMAQ	\$603,551	\$1,116,160	\$861,563	\$0	\$436,480		
	Federal - NHFP	\$0	(\$25,405)	\$0	\$0	\$0		
	Federal - NHS/NHPP	\$154,882	\$619,529	\$0	\$0	\$0		
	Federal - RSTP	\$167,661	\$670,642	\$0	\$0	\$0		
	Federal - STP/STBG	\$440,623	\$1,391,127	\$0	\$1,112,902	\$649,590		
PE TOTAL		\$1,819,013	\$5,251,520	\$1,365,959	\$1,362,461	\$1,223,189		
PE AC	Federal - AC OTHER	\$0	\$823,125	\$0	\$0	\$504,400		
RW	Federal - AC CONVERSION	\$887,039	\$0	\$200,066	\$310,487	\$3,037,602		
	Federal - CMAQ	\$1,005,197	\$320,000	\$0	\$3,700,786	\$0		
	Federal - CRP/F	\$1,665,744	\$0	\$3,119,527	\$3,543,449	\$0		
	Federal - HSIP	\$62,000	\$0	\$0	\$405,000	\$153,000		
	Federal - NHFP	\$81,751	\$327,004	\$0	\$0	\$0		
	Federal - NHPP/E	\$208,810	\$835,240	\$0	\$0	\$0		
	Federal - NHS/NHPP	\$2,076,831	\$4,034,102	\$3,910,503	\$362,719	\$0		
	Federal - RSTP	\$1,781,213	\$10,000	\$3,611,712	\$783,918	\$2,719,222		
	Federal - STP/STBG	\$60,044	\$0	\$0	\$540,394	\$0		
RW TOTAL		\$7,828,628	\$5,526,346	\$10,841,808	\$9,646,753	\$5,909,824		
RW AC	Federal - AC OTHER	\$0	\$1,628,884	\$388,109	\$7,163,522	\$0		
CN	Federal - AC CONVERSION	\$2,812,358	\$373,207	\$6,131,538	\$4,781,962	\$1,997,060		
	Federal - CMAQ	\$541,840	\$0	\$0	\$1,622,400	\$544,959		
	Federal - HIP/F	\$326,409	\$1,305,636	\$0	\$0	\$0		
	Federal - HSIP	\$2,630,475	\$13,018,711	\$4,726,541	\$2,523,420	\$3,405,600		
	Federal - NHPP/E	\$1,533,065	\$0	\$400,000	\$2,340,471	\$3,391,789		
	Federal - NHS/NHPP	\$4,003,703	\$1,356,231	\$2,270,926	\$7,667,979	\$4,719,674		
	Federal - RSTP	\$6,113,690	\$10,812,862	\$976,400	\$5,272,656	\$7,392,843		
	Federal - STP/STBG	\$1,359,509	\$4,645,585	\$0	\$0	\$792,452		
CN TOTAL		\$19,321,048	\$31,512,232	\$14,505,405	\$24,208,888	\$22,244,377		
CN AC	Federal - AC OTHER	\$0	\$21,453,159	\$29,924,421	\$11,644,188	\$38,615,200		

GROUPING		Construction : Transportation Alternatives/Byway/Non-Traditional					
ROUTE/STREET						TOTAL COST	\$154,510,696
	FUND SOURCE	MATCH	FY24	FY25	FY26	FY27	
PE	Federal - AC CONVERSION	\$76,199	\$211,757	\$93,040	\$0	\$0	
	Federal - NHS/NHPP	\$93,400	\$373,600	\$0	\$0	\$0	
	Federal - RTAP	\$56,945	\$227,779	\$0	\$0	\$0	
PE TOTAL		\$226,544	\$813,136	\$93,040	\$0	\$0	
PE AC	Federal - AC OTHER	\$0	\$116,300	\$0	\$0	\$0	
RW	Federal - AC CONVERSION	\$487,165	\$0	\$466,400	\$1,482,260	\$0	
	Federal - CMAQ	\$195,811	\$275,600	\$507,642	\$0	\$0	
	Federal - HIP/F	\$6,000	\$24,000	\$0	\$0	\$0	
	Federal - NHS/NHPP	\$23,882	\$95,528	\$0	\$0	\$0	
	Federal - RSTP	\$24,000	\$96,000	\$0	\$0	\$0	
	Federal - RTAP	\$29,321	\$76,872	\$40,410	\$0	\$0	
	Federal - STP/STBG	\$496,560	\$417,600	\$1,568,640	\$0	\$0	
	Federal - TAP/F	\$2,000	\$0	\$8,000	\$0	\$0	
RW TOTAL		\$1,264,738	\$985,600	\$2,591,092	\$1,482,260	\$0	
RW AC	Federal - AC OTHER	\$0	\$3,930,106	\$7,330,960	\$0	\$0	
CN	Federal - AC CONVERSION	\$638,036	\$0	\$0	\$2,552,142	\$0	
	Federal - CMAQ	\$1,434,883	\$0	\$2,691,225	\$1,424,000	\$1,624,308	
	Federal - DEMO	\$53,760	\$215,038	\$0	\$0	\$0	
	Federal - HIP/F	\$422,979	\$0	\$1,691,917	\$0	\$0	
	Federal - NHPP/E	\$175,500	\$0	\$0	\$702,000	\$0	
	Federal - NHS/NHPP	\$928,618	\$0	\$3,198,311	\$516,160	\$0	
	Federal - RSTP	\$208,640	\$0	\$0	\$834,560	\$0	
	Federal - RTAP	\$744,519	\$1,284,713	\$759,214	\$934,148	\$0	
	Federal - STP/STBG	\$554,666	\$0	\$2,218,664	\$0	\$0	
	Federal - TAP/F	\$753,413	\$1,614,859	\$1,288,507	\$110,284	\$0	
CN TOTAL		\$5,915,013	\$3,114,610	\$11,847,838	\$7,073,294	\$1,624,308	
CN AC	Federal - AC OTHER	\$0	\$7,090,893	\$15,837,228	\$11,036,098	\$0	

GROUPING		Maintenance : Preventive Maintenance and System Preservation					
PROGRAM NOTE		Funding identified to be obligated districtwide as projects are identified.					
ROUTE/STREET						TOTAL COST	\$134,737,913
	FUND SOURCE	MATCH	FY24	FY25	FY26	FY27	
CN	Federal - NHFP	\$0	\$115,430	\$115,430	\$115,430	\$115,430	
	Federal - NHS/NHPP	\$0	\$2,258,586	\$2,258,586	\$2,258,586	\$2,258,586	
	Federal - STP/STBG	\$0	\$31,116,665	\$31,244,409	\$31,374,325	\$31,506,450	
CN TOTAL		\$0	\$33,490,681	\$33,618,425	\$33,748,341	\$33,880,466	

GROUPING		Maintenance : Preventive Maintenance for Bridges					
PROGRAM NOTE		Funding identified to be obligated districtwide as projects are identified.					
ROUTE/STREET						TOTAL COST	\$93,219,475
	FUND SOURCE	MATCH	FY24	FY25	FY26	FY27	
CN	Federal - BR		\$0	\$354,545	\$50,000	\$1,237,719	\$0
	Federal - CMAQ		\$0	\$0	\$4,195,000	\$0	\$0
	Federal - HSIP		\$0	\$3,000,000	\$0	\$0	\$0
	Federal - NHFP		\$0	\$751,472	\$751,472	\$751,472	\$751,472
	Federal - NHPP/E		\$0	\$176,284	\$0	\$0	\$0
	Federal - NHS/NHPP		\$0	\$2,543,612	\$6,728,208	\$4,037,999	\$2,102,357
	Federal - STP/STBG		\$0	\$6,926,117	\$6,953,560	\$6,981,469	\$7,009,853
CN TOTAL			\$0	\$13,752,030	\$18,678,240	\$13,008,659	\$9,863,682
CN AC	Federal - AC OTHER		\$0	\$7,896,875	\$16,803,314	\$13,216,675	\$0

GROUPING		Maintenance : Traffic and Safety Operations					
PROGRAM NOTE		Funding identified to be obligated districtwide as projects are identified.					
ROUTE/STREET						TOTAL COST	\$32,977,411
	FUND SOURCE	MATCH	FY24	FY25	FY26	FY27	
CN	Federal - CMAQ		\$0	\$0	\$4,195,000	\$0	\$0
	Federal - HSIP		\$0	\$3,000,000	\$0	\$0	\$0
	Federal - STP/STBG		\$0	\$6,405,707	\$6,432,005	\$6,458,750	\$6,485,949
CN TOTAL			\$0	\$9,405,707	\$10,627,005	\$6,458,750	\$6,485,949

GROUPING		Transit : Access					
ROUTE/STREET						TOTAL COST	\$26,803,183
	FUND SOURCE	MATCH	FY24	FY25	FY26	FY27	
PE	Federal - NHS/NHPP		\$407,236	\$0	\$0	\$0	\$1,628,943

GROUPING		Transit : Ridesharing					
ROUTE/STREET						TOTAL COST	
	FUND SOURCE	MATCH	FY24	FY25	FY26	FY27	
			\$0	\$0	\$0	\$0	\$0

GROUPING		Transit : Vehicles					
ROUTE/STREET						TOTAL COST	\$3,355,697
	FUND SOURCE	MATCH	FY24	FY25	FY26	FY27	
			\$0	\$0	\$0	\$0	\$0

**Tri-Cities MPO**  
**Project**  
**Groupings**

GROUPING		Construction : Bridge Rehabilitation/Replacement/Reconstruction				
ROUTE/STREET					TOTAL COST	\$20,420,605
	FUND SOURCE	MATCH	FY24	FY25	FY26	FY27
PE	Federal - STP/STBG	\$235,362	\$0	\$0	\$941,448	\$0

GROUPING		Construction : Safety/ITS/Operational Improvements				
ROUTE/STREET					TOTAL COST	\$129,060,397
	FUND SOURCE	MATCH	FY24	FY25	FY26	FY27
PE	Federal - AC CONVERSION	\$191,597	\$298,823	\$484,500	\$0	\$0
	Federal - NHS/NHPP	(\$8,024)	\$0	\$0	(\$32,095)	\$0
	Federal - RSTP	\$95,713	(\$19,800)	\$0	\$0	\$402,651
	Federal - STP/STBG	\$22,270	\$89,078	\$0	\$0	\$0
PE TOTAL		\$301,556	\$368,101	\$484,500	(\$32,095)	\$402,651
PE AC	Federal - AC OTHER	\$0	\$550,000	\$0	\$0	\$415,563
RW	Federal - AC CONVERSION	\$560,361	\$2,043	\$761,521	\$1,309,732	\$169,284
	Federal - HIP/F	\$200,000	\$800,000	\$0	\$0	\$0
	Federal - NHS/NHPP	\$226,483	\$905,932	\$0	\$0	\$0
	Federal - STP/STBG	\$164,651	\$658,605	\$0	\$0	\$0
RW TOTAL		\$1,151,496	\$2,366,580	\$761,521	\$1,309,732	\$169,284
RW AC	Federal - AC OTHER	\$0	\$5,871,876	\$0	\$0	\$0
CN	Federal - AC CONVERSION	\$300,970	\$1,176,415	\$190,530	\$0	\$0
	Federal - CMAQ	\$144,791	\$579,164	\$0	\$0	\$0
	Federal - HSIP	\$51,568	\$87,957	\$0	\$376,155	\$0
	Federal - NHPP/E	\$80,472	\$0	\$321,887	\$0	\$0
	Federal - NHS/NHPP	\$765,313	\$0	\$495,822	\$0	\$2,565,428
	Federal - RSTP	(\$439)	(\$1,754)	\$0	\$0	\$0
	Federal - STP/STBG	\$544,965	\$367,544	\$1,812,316	\$0	\$0
CN TOTAL		\$1,887,640	\$2,209,326	\$2,820,555	\$376,155	\$2,565,428
CN AC	Federal - AC OTHER	\$0	\$4,695,025	\$3,958,185	\$10,022,534	\$7,036,854

GROUPING		Construction : Transportation Alternatives/Byway/Non-Traditional						
ROUTE/STREET							TOTAL COST	\$45,865,407
	FUND SOURCE	MATCH	FY24	FY25	FY26	FY27		
PE	Federal - AC CONVERSION	\$21,815	\$0	\$0	\$0	\$87,261		
	Federal - CMAQ	\$230,185	\$0	\$240,000	\$680,738	\$0		
	Federal - RSTP	\$10,000	\$40,000	\$0	\$0	\$0		
PE TOTAL		\$262,000	\$40,000	\$240,000	\$680,738	\$87,261		
PE AC	Federal - AC OTHER	\$0	\$0	\$0	\$109,077	\$0		
RW	Federal - AC CONVERSION	\$44,760	\$0	\$179,040	\$0	\$0		
	Federal - HIP/F	\$400,000	\$0	\$0	\$1,600,000	\$0		
	Federal - RSTP	\$25,440	\$101,760	\$0	\$0	\$0		
	Federal - RTAP	\$8,640	\$0	\$0	\$34,560	\$0		
	Federal - TAP/F	\$3,106	\$0	\$12,424	\$0	\$0		
RW TOTAL		\$481,946	\$101,760	\$191,464	\$1,634,560	\$0		
RW AC	Federal - AC OTHER	\$0	\$223,800	\$0	\$2,185,284	\$0		
CN	Federal - AC CONVERSION	\$74,896	\$0	\$85,983	\$0	\$213,600		
	Federal - CMAQ	\$66,282	\$0	\$0	\$0	\$265,129		
	Federal - RSTP	\$118,416	\$230,784	\$0	\$242,880	\$0		
	Federal - RTAP	\$161,637	\$277,902	\$215,184	\$153,460	\$0		
	Federal - TAP/F	\$88,837	\$114,151	\$110,113	\$131,082	\$0		
CN TOTAL		\$510,067	\$622,837	\$411,280	\$527,422	\$478,729		
CN AC	Federal - AC OTHER	\$0	\$323,402	\$117,281	\$632,246	\$19,898,419		

GROUPING		Maintenance : Preventive Maintenance and System Preservation						
PROGRAM NOTE		Funding identified to be obligated districtwide as projects are identified.						
ROUTE/STREET							TOTAL COST	\$134,737,913
	FUND SOURCE	MATCH	FY24	FY25	FY26	FY27		
CN	Federal - NHFP	\$0	\$115,430	\$115,430	\$115,430	\$115,430		
	Federal - NHS/NHPP	\$0	\$2,258,586	\$2,258,586	\$2,258,586	\$2,258,586		
	Federal - STP/STBG	\$0	\$31,116,665	\$31,244,409	\$31,374,325	\$31,506,450		
CN TOTAL		\$0	\$33,490,681	\$33,618,425	\$33,748,341	\$33,880,466		

GROUPING		Maintenance : Preventive Maintenance for Bridges						
PROGRAM NOTE		Funding identified to be obligated districtwide as projects are identified.						
ROUTE/STREET							TOTAL COST	\$93,219,475
	FUND SOURCE	MATCH	FY24	FY25	FY26	FY27		
CN	Federal - BR	\$0	\$354,545	\$50,000	\$1,237,719	\$0		
	Federal - CMAQ	\$0	\$0	\$4,195,000	\$0	\$0		
	Federal - HSIP	\$0	\$3,000,000	\$0	\$0	\$0		
	Federal - NHFP	\$0	\$751,472	\$751,472	\$751,472	\$751,472		
	Federal - NHPP/E	\$0	\$176,284	\$0	\$0	\$0		
	Federal - NHS/NHPP	\$0	\$2,543,612	\$6,728,208	\$4,037,999	\$2,102,357		
	Federal - STP/STBG	\$0	\$6,926,117	\$6,953,560	\$6,981,469	\$7,009,853		
CN TOTAL		\$0	\$13,752,030	\$18,678,240	\$13,008,659	\$9,863,682		
CN AC	Federal - AC OTHER	\$0	\$7,896,875	\$16,803,314	\$13,216,675	\$0		

GROUPING		Maintenance : Traffic and Safety Operations				
PROGRAM NOTE		Funding identified to be obligated districtwide as projects are identified.				
ROUTE/STREET					TOTAL COST	\$32,977,411
	FUND SOURCE	MATCH	FY24	FY25	FY26	FY27
CN	Federal - CMAQ		\$0	\$0	\$4,195,000	\$0
	Federal - HSIP		\$0	\$3,000,000	\$0	\$0
	Federal - STP/STBG		\$0	\$6,405,707	\$6,432,005	\$6,458,750
CN TOTAL			\$0	\$9,405,707	\$10,627,005	\$6,458,750

# SALEM DISTRICT

July 2023

Prepared by the  
**Virginia Department of Transportation**  
in Cooperation with  
**Virginia Department of Rail and Public Transportation,**  
**Federal Highway Administration–Virginia Division Office, and**  
**Federal Transit Administration**

### Salem District

#### Interstate Projects

MPO	NonMPO					
UPC NO	120396	SCOPE				
SYSTEM	Interstate	JURISDICTION	Statewide		OVERSIGHT	
PROJECT	#OTHERINT - I-77 OPERATIONAL IMPROVEMENTS - TRIP				ADMIN BY	VDOT
DESCRIPTION	FROM: VARIOUS TO: VARIOUS					
ROUTE/STREET	0077				TOTAL COST	\$150,000
	FUND SOURCE	MATCH	FY24	FY25	FY26	FY27
CN AC	Federal - AC OTHER	\$0	\$150,000	\$0	\$0	\$0

MPO	Roanoke					
UPC NO	110395	SCOPE				
SYSTEM	Interstate	JURISDICTION	Roanoke County		OVERSIGHT	NFO
PROJECT	#HB2.FY17 I-81 AUX LN FR EXIT 141 -143 GARVEE DEBT SERVICE				ADMIN BY	VDOT
DESCRIPTION						
PROGRAM NOTE	Includes \$3,480,347 GARVEE Debt Service Interest Prev, \$695,246 FFY24 GARVEE Debt Service Interest, \$667,675 GARVEE Debt Service Interest FFY25, \$607,737 GARVEE Debt Service Interest FFY26, \$544,853 GARVEE Debt Service Interest FFY27, \$2,140,800 GARVEE Debt Service Interest FFY28-38. Total GARVEE Debt Service Interest \$8,136,658. Corresponding CN UPC 108906.					
ROUTE/STREET	0081				TOTAL COST	\$16,827,213
	FUND SOURCE	MATCH	FY24	FY25	FY26	FY27
PE	Federal - AC CONVERSION	\$0	\$0	\$667,675	\$607,737	\$544,853
	Federal - NHS/NHPP	\$0	\$695,246	\$0	\$0	\$0
PE TOTAL		\$0	\$695,246	\$667,675	\$607,737	\$544,853
PE AC	Federal - AC	\$0	\$3,961,065	\$0	\$0	\$0

MPO	Roanoke					
UPC NO	111983	SCOPE				
SYSTEM	Interstate	JURISDICTION	Roanoke County		OVERSIGHT	NFO
PROJECT	#SMART18 - 81 SB Aux Ln frm Exit 143-141 GARVEE Debt Service				ADMIN BY	VDOT
DESCRIPTION						
PROGRAM NOTE	Includes \$424,071 FFY24 GARVEE Debt Service Interest, \$464,749 GARVEE Debt Service Interest FFY25, \$439,246 GARVEE Debt Service Interest FFY26, \$412,640 GARVEE Debt Service Interest FFY27, \$2,418,619 GARVEE Debt Service Interest FFY28-38. Total GARVEE Debt Service Interest \$4,159,325. Corresponding CN UPC 111373.					
ROUTE/STREET	0081				TOTAL COST	\$5,791,593
	FUND SOURCE	MATCH	FY24	FY25	FY26	FY27
PE	Federal - AC CONVERSION	\$0	\$0	\$464,749	\$439,246	\$412,640
	Federal - NHS/NHPP	\$0	\$424,071	\$0	\$0	\$0
PE TOTAL		\$0	\$424,071	\$464,749	\$439,246	\$412,640
PE AC	Federal - AC	\$0	\$3,735,254	\$0	\$0	\$0



### Salem District

#### Primary Projects

MPO	Roanoke					
UPC NO	T24740		Safety			
SYSTEM	Primary	JURISDICTION	Botetourt County			NFO
	Route 220 Superstreet Improvement					VDOT
	FROM: Tinker Mountain Dr TO: Catawba Rd (0.8000 MI)					
ROUTE/STREET	ROANOKE ROAD (0220)				TOTAL COST	\$15,460,811
	FUND SOURCE	MATCH	FY24	FY25	FY26	FY27
			\$0	\$0	\$0	\$0

MPO	NonMPO					
UPC NO	105543	SCOPE	Reconstruction w/o Added Capacity			
SYSTEM	Primary	JURISDICTION	Botetourt County		OVERSIGHT	FO
PROJECT	RTE. 220 Safety Improvement Project – Ph. 1, 2, & 3				ADMIN BY	VDOT
DESCRIPTION	FROM: 1.899 Mi. South of Rte. 694 (Gala Loop Rd.) TO: 2.873 Mi. North of Rte. 696 (Buhrman Rd.) (8.5270 MI)					
ROUTE/STREET	BOTETOIRT ROAD (0220)				TOTAL COST	\$80,033,815
	FUND SOURCE	MATCH	FY24	FY25	FY26	FY27
PE	Federal - STP/STBG		\$0	\$133,367	\$0	\$0
CN	Federal - NHS/NHPP		\$0	\$72,575	\$0	\$0
	Federal - STP/STBG		\$0	\$405,872	\$0	\$0
CN TOTAL			\$0	\$478,447	\$0	\$0
CN	Federal - AC OTHER		\$0	\$605,836	\$0	\$0
AC						

MPO	NonMPO					
UPC NO	110916	SCOPE	Other			
SYSTEM	Primary	JURISDICTION	Henry County		OVERSIGHT	NFO
PROJECT	EIS-Martinsville Southern Connector Study				ADMIN BY	VDOT
DESCRIPTION	FROM: Rte 58/220 By-pass TO: NC State Line					
PROGRAM NOTE	All funds obligated based on current allocations/estimate					
ROUTE/STREET	US 220 CORRIDOR (0220)				TOTAL COST	\$4,600,000
	FUND SOURCE	MATCH	FY24	FY25	FY26	FY27
			\$0	\$0	\$0	\$0

MPO	Roanoke					
UPC NO	121433	SCOPE				
SYSTEM	Primary	JURISDICTION	Roanoke County	OVERSIGHT	NFO	
PROJECT	#SMART20 RTE 419&220 DIVERGING DIAMOND GARVEE DEBT SERVICE			ADMIN BY	VDOT	
DESCRIPTION	FROM: 0.5 Mi. W. Rte. 220 TO: 0.23 Mi. E. Rte. 220 (0.7300 MI)					
PROGRAM NOTE	Includes \$108,628 GARVEE Debt Service Interest FFY24, \$119,047 GARVEE Debt Service Interest FFY25, \$112,515 GARVEE Debt Service Interest FFY26, \$105,700 GARVEE Debt Service Interest FFY27, \$619,539 GARVEE Debt Service Interest FFY28-38, Total GARVEE Debt Service Interest \$1,065,429. Corresponding CN UPC 115460					
ROUTE/STREET	ELECTRIC ROAD (0419)			TOTAL COST	\$1,213,841	
	FUND SOURCE	MATCH	FY24	FY25	FY26	FY27
PE	Federal - AC CONVERSION		\$0	\$0	\$119,047	\$112,515
	Federal - NHS/NHPP		\$0	\$108,628	\$0	\$0
PE TOTAL			\$0	\$108,628	\$119,047	\$112,515
PE AC	Federal - AC		\$0	\$956,801	\$0	\$0

MPO	New River Valley					
UPC NO	99425	SCOPE	Reconstruction w/ Added Capacity			
SYSTEM	Primary	JURISDICTION	Blacksburg	OVERSIGHT	NFO	
PROJECT	RTE 460 - Southgate Dr. Interchange & Connector			ADMIN BY	VDOT	
DESCRIPTION	FROM: 0.156 Mi. W. Int. Southgate Dr. TO: 0.799 Mi. E. Int. Southgate Dr. (0.9556 MI)					
ROUTE/STREET	RTE. 460 BYPASS (0460)			TOTAL COST	\$51,757,465	
	FUND SOURCE	MATCH	FY24	FY25	FY26	FY27
RW	Federal - STP/STBG		\$0	\$49,482	\$0	\$0
CN	Federal - NHS/NHPP		\$0	\$921,306	\$0	\$0
	Federal - STP/STBG		\$0	\$300,788	\$0	\$0
CN TOTAL			\$0	\$1,222,094	\$0	\$0
CN AC	Federal - AC OTHER		\$0	\$11,987,193	\$0	\$0

MPO	Roanoke					
UPC NO	123136	SCOPE	Reconstruction w/ Added Capacity			
SYSTEM	Primary	JURISDICTION	Multi-jurisdictional: Roanoke MPO	OVERSIGHT	NFO	
PROJECT	I-581-Exit 2 (PETERS CREEK RD) INTERCHANGE IMPROVEMENTS PH 1			ADMIN BY	VDOT	
DESCRIPTION	FROM: Peters Creek Road TO: Valleypointe Parkway intersection					
ROUTE/STREET	I-581 AT EXIT 2 (0581)			TOTAL COST	\$16,997,515	
	FUND SOURCE	MATCH	FY24	FY25	FY26	FY27
			\$0	\$0	\$0	\$0

### Salem District

#### Secondary Projects

MPO	NonMPO					
UPC NO	121894	SCOPE	Reconstruction w/o Added Capacity			
SYSTEM	Secondary	JURISDICTION	Henry County		OVERSIGHT	NFO
PROJECT	RESERVOIR RD/SR 689 RECONSTRUCTION & UPGRADE - HENRY CO				ADMIN BY	Locally
DESCRIPTION	FROM: Greensboro Rd/Rte 220 TO: 0.8 from Greensboro Rd/Rte 220					
ROUTE/STREET	RESERVOIR RD (0689)				TOTAL COST	\$3,031,692
	FUND SOURCE	MATCH	FY24	FY25	FY26	FY27
PE	Federal - APD	\$0	\$283,471	\$0	\$0	\$0
RW	Federal - APD	\$0	\$0	\$59,700	\$0	\$0
CN	Federal - APD	\$0	\$0	\$856,829	\$0	\$0
	Other	\$915,846	\$0	\$915,846	\$0	\$0
CN TOTAL		\$915,846	\$0	\$1,772,675	\$0	\$0

MPO	NonMPO					
UPC NO	109947	SCOPE	Bridge Rehab w/ Added Capacity			
SYSTEM	Secondary	JURISDICTION	Pulaski County		OVERSIGHT	NFO
PROJECT	BOX CULVERT EXTENSION				ADMIN BY	VDOT
DESCRIPTION	FROM: INTERSECTION ROUTE 672 TO: INTERSECTION ROUTE 672 (0.0010 MI)					
ROUTE/STREET	JULIA SIMPKINS ROAD (0693)				TOTAL COST	\$165,175
	FUND SOURCE	MATCH	FY24	FY25	FY26	FY27
RW	Federal - STP/STBG	\$1,000	\$4,000	\$0	\$0	\$0
CN	Federal - STP/STBG	\$32,035	\$128,140	\$0	\$0	\$0

MPO	NonMPO					
UPC NO	110958	SCOPE	Resurfacing			
SYSTEM	Secondary	JURISDICTION	Roanoke County		OVERSIGHT	NFO
PROJECT	RTE. 708 Ivy Ridge Hard Surface Non-Hard Surfaced Roadway				ADMIN BY	VDOT
DESCRIPTION	FROM: INT ROUTE 221 TO: END OF STATE MAINTENANCE (0.4400 MI)					
ROUTE/STREET	IVY RIDGE ROAD (0708)				TOTAL COST	\$200,000
	FUND SOURCE	MATCH	FY24	FY25	FY26	FY27
CN AC	Federal - AC OTHER	\$0	\$200,000	\$0	\$0	\$0

### Salem District

#### Urban Projects

MPO	NonMPO					
UPC NO	108898	SCOPE	Reconstruction w/o Added Capacity			
SYSTEM	Urban	JURISDICTION	Galax		OVERSIGHT	NFO
PROJECT	#HB2.FY17 Cranberry Road Improvements				ADMIN BY	Locally
DESCRIPTION	FROM: Route 887 (Glendale Road) TO: Routes 58/221 (East Stuart Drive) (0.2500 MI)					
ROUTE/STREET	CRANBERRY ROAD (4060)				TOTAL COST	\$2,279,922
	FUND SOURCE	MATCH	FY24	FY25	FY26	FY27
RW AC	Federal - AC OTHER	\$0	\$81,279	\$0	\$0	\$0
CN AC	Federal - AC OTHER	\$0	\$152,146	\$0	\$0	\$0

MPO	NonMPO					
UPC NO	76402	SCOPE	New Construction Roadway			
SYSTEM	Urban	JURISDICTION	Radford		OVERSIGHT	
PROJECT	CONSTRUCT NEW 2 LANE CONNECTOR - PHASE 1				ADMIN BY	Locally
DESCRIPTION	FROM: Rte 177 (Tyler Avenue) TO: Rte 688(Auburn Ave), 0.268 miles east of Rte 177(Tyler Ave) (0.3000 MI)					
ROUTE/STREET	TYLER/E. MAIN CN				TOTAL COST	\$4,075,928
	FUND SOURCE	MATCH	FY24	FY25	FY26	FY27
PE	Federal - STP/STBG	\$9,986	\$39,944	\$0	\$0	\$0
RW	Federal - STP/STBG	(\$6,773)	(\$27,092)	\$0	\$0	\$0
CN	Federal - STP/STBG	\$78,568	\$314,273	\$0	\$0	\$0
CN AC	Federal - AC OTHER	\$0	\$2,576,287	\$0	\$0	\$0

MPO	Roanoke					
UPC NO	688	SCOPE	Reconstruction w/o Added Capacity			
SYSTEM	Urban	JURISDICTION	Roanoke		OVERSIGHT	NFO
PROJECT	13TH STREET IMPROVEMENTS				ADMIN BY	VDOT
DESCRIPTION	FROM: .046 MILE SOUTH OF CHURCH AVENUE TO: INT. OF NORFOLK AVENUE (0.2443 MI)					
ROUTE/STREET	13TH ST (U000)				TOTAL COST	\$25,294,957
	FUND SOURCE	MATCH	FY24	FY25	FY26	FY27
CN	Federal - NHS/NHPP	\$0	\$3,074,186	\$0	\$0	\$0
	Federal - STP/STBG	\$59,323	\$237,291	\$0	\$0	\$0
	Other	\$450,619	\$450,619	\$0	\$0	\$0
CN TOTAL		\$509,942	\$3,762,096	\$0	\$0	\$0
CN AC	Federal - AC OTHER	\$0	\$3,172,621	\$0	\$0	\$0

### Salem District

#### Project Groupings

MPO		NonMPO				
GROUPING		Construction : Bridge Rehabilitation/Replacement/Reconstruction				
ROUTE/STREET					TOTAL COST	\$206,270,984
	FUND SOURCE	MATCH	FY24	FY25	FY26	FY27
PE	Federal - AC CONVERSION	\$126,200	\$504,800	\$0	\$0	\$0
	Federal - BR	\$8,760	\$35,038	\$0	\$0	\$0
PE TOTAL		\$134,960	\$539,838	\$0	\$0	\$0
PE AC	Federal - AC OTHER	\$0	\$1,390,255	\$0	\$0	\$0
RW	Federal - BR	\$380,542	\$0	\$1,172,745	\$349,422	\$0
	Federal - NHS/NHPP	\$130,000	\$320,000	\$200,000	\$0	\$0
RW TOTAL		\$510,542	\$320,000	\$1,372,745	\$349,422	\$0
CN	Federal - AC CONVERSION	\$3,245,064	\$0	\$0	\$6,200,758	\$6,779,498
	Federal - BR	\$1,385,279	\$0	\$580,122	\$0	\$4,960,995
	Federal - NHS/NHPP	\$1,756,279	\$0	\$0	\$7,025,116	\$0
	Federal - STP/STBG	\$1,335,897	\$0	\$139,171	\$2,642,506	\$2,561,910
CN TOTAL		\$7,722,519	\$0	\$719,293	\$15,868,380	\$14,302,403
CN AC	Federal - AC OTHER	\$0	\$0	\$16,687,232	\$7,597,998	\$0

MPO		NonMPO				
GROUPING		Construction : Federal Lands Highway				
ROUTE/STREET					TOTAL COST	\$1,564,549
	FUND SOURCE	MATCH	FY24	FY25	FY26	FY27
		\$0	\$0	\$0	\$0	\$0

MPO		NonMPO				
GROUPING		Construction : Rail				
ROUTE/STREET					TOTAL COST	
	FUND SOURCE	MATCH	FY24	FY25	FY26	FY27
		\$0	\$0	\$0	\$0	\$0

MPO	NonMPO					
GROUPING	Construction : Safety/ITS/Operational Improvements					
ROUTE/STREET					TOTAL COST	\$168,432,166
	FUND SOURCE	MATCH	FY24	FY25	FY26	FY27
PE	Federal - AC CONVERSION	\$773	\$3,093	\$0	\$0	\$0
RW	Federal - AC CONVERSION	\$39,778	\$0	\$0	\$159,110	\$0
	Federal - NHS/NHPP	\$413,708	\$749,084	\$905,747	\$0	\$0
	Federal - STP/STBG	\$346,917	\$0	\$1,387,667	\$0	\$0
RW TOTAL		\$800,402	\$749,084	\$2,293,414	\$159,110	\$0
RW AC	Federal - AC OTHER	\$0	\$198,888	\$0	\$0	\$0
CN	Federal - AC CONVERSION	\$2,306,235	\$0	\$1,782,000	\$2,156,889	\$6,276,051
	Federal - HSIP	\$46,192	\$415,731	\$0	\$0	\$0
	Federal - NHS/NHPP	\$3,580,317	\$2,942,705	\$4,368,186	\$7,010,377	\$0
	Federal - STP/STBG	\$2,045,990	\$0	\$720,000	\$7,463,960	\$0
CN TOTAL		\$7,978,734	\$3,358,436	\$6,870,186	\$16,631,226	\$6,276,051
CN AC	Federal - AC OTHER	\$0	\$8,630,061	\$7,429,019	\$11,825,042	\$0

MPO	NonMPO					
GROUPING	Construction : Transportation Alternatives/Byway/Non-Traditional					
ROUTE/STREET					TOTAL COST	\$15,620,371
	FUND SOURCE	MATCH	FY24	FY25	FY26	FY27
RW	Federal - TAP/F	\$2,841	\$0	\$11,364	\$0	\$0
CN	Federal - TAP/F	\$298,949	\$243,791	\$555,053	\$396,953	\$0
CN AC	Federal - AC OTHER	\$0	\$798,506	\$939,514	\$145,301	\$0

MPO	NonMPO					
GROUPING	Maintenance : Preventive Maintenance and System Preservation					
PROGRAM NOTE	Funding identified to be obligated districtwide as projects are identified.					
ROUTE/STREET					TOTAL COST	\$104,336,573
	FUND SOURCE	MATCH	FY24	FY25	FY26	FY27
		\$0	\$0	\$0	\$0	\$0

MPO	Roanoke					
GROUPING	Maintenance : Preventive Maintenance and System Preservation					
PROGRAM NOTE	Funding identified to be obligated districtwide as projects are identified.					
ROUTE/STREET					TOTAL COST	\$104,336,573
	FUND SOURCE	MATCH	FY24	FY25	FY26	FY27
CN	Federal - NHFP	\$0	\$2,981,154	\$2,981,154	\$2,981,154	\$2,981,154
	Federal - NHS/NHPP	\$0	\$2,049,832	\$2,049,832	\$2,049,832	\$2,049,832
	Federal - STP/STBG	\$0	\$20,922,848	\$21,008,743	\$21,096,099	\$21,184,939
CN TOTAL		\$0	\$25,953,834	\$26,039,729	\$26,127,085	\$26,215,925

MPO	NonMPO						
GROUPING	Maintenance : Preventive Maintenance for Bridges						
PROGRAM NOTE	Funding identified to be obligated districtwide as projects are identified.						
ROUTE/STREET						TOTAL COST	\$77,508,932
	FUND SOURCE	MATCH	FY24	FY25	FY26	FY27	
			\$0	\$0	\$0	\$0	

MPO	Roanoke						
GROUPING	Maintenance : Preventive Maintenance for Bridges						
PROGRAM NOTE	Funding identified to be obligated districtwide as projects are identified.						
ROUTE/STREET						TOTAL COST	\$77,508,932
	FUND SOURCE	MATCH	FY24	FY25	FY26	FY27	
CN	Federal - AC CONVERSION		\$0	\$145,000	\$1,428,329	\$0	
	Federal - BR		\$0	\$705,620	\$6,450,972	\$19,947,300	
	Federal - NHFP		\$0	\$1,166,078	\$1,166,078	\$1,166,078	
	Federal - NHS/NHPP		\$0	\$1,350,842	\$7,381,798	\$1,350,842	
	Federal - STP/STBG		\$0	\$3,536,160	\$6,248,910	\$3,558,309	
CN TOTAL			\$0	\$6,903,700	\$22,676,087	\$26,022,529	
CN AC	Federal - AC OTHER		\$0	\$3,078,000	\$1,239,280	\$0	

MPO	Roanoke						
GROUPING	Maintenance : Traffic and Safety Operations						
PROGRAM NOTE	Funding identified to be obligated districtwide as projects are identified.						
ROUTE/STREET						TOTAL COST	\$11,824,327
	FUND SOURCE	MATCH	FY24	FY25	FY26	FY27	
CN	Federal - NHS/NHPP		\$0	\$1,278,114	\$1,278,114	\$1,278,114	
	Federal - STP/STBG		\$0	\$1,667,582	\$1,674,428	\$1,681,390	
CN TOTAL			\$0	\$2,945,696	\$2,952,542	\$2,959,504	

**New River Valley MPO**  
**Project**  
**Groupings**

GROUPING	Construction : Bridge Rehabilitation/Replacement/Reconstruction						
ROUTE/STREET						TOTAL COST	\$38,232,007
	FUND SOURCE	MATCH	FY24	FY25	FY26	FY27	
			\$0	\$0	\$0	\$0	

GROUPING	Construction : Rail						
ROUTE/STREET						TOTAL COST	\$1,131,404
	FUND SOURCE	MATCH	FY24	FY25	FY26	FY27	
			\$0	\$0	\$0	\$0	

GROUPING	Construction : Safety/ITS/Operational Improvements						
ROUTE/STREET						TOTAL COST	\$322,036,362
	FUND SOURCE	MATCH	FY24	FY25	FY26	FY27	
RW	Federal - NHS/NHPP	\$177,597	\$710,388	\$0	\$0	\$0	
	Federal - STP/STBG	\$76,918	\$0	\$307,671	\$0	\$0	
RW TOTAL		\$254,515	\$710,388	\$307,671	\$0	\$0	
RW AC	Federal - AC OTHER	\$0	\$0	\$68,811	\$0	\$0	
CN	Federal - AC CONVERSION	\$964,069	\$0	\$0	\$2,284,000	\$1,572,276	
	Federal - NHS/NHPP	\$191,403	\$0	\$765,611	\$0	\$0	
CN TOTAL		\$1,155,472	\$0	\$765,611	\$2,284,000	\$1,572,276	
CN AC	Federal - AC OTHER	\$0	\$0	\$4,820,346	\$3,851,008	\$0	

GROUPING	Construction : Transportation Alternatives/Byway/Non-Traditional						
ROUTE/STREET						TOTAL COST	\$7,759,178
	FUND SOURCE	MATCH	FY24	FY25	FY26	FY27	
RW	Federal - TAP/F	\$18,525	\$0	\$74,100	\$0	\$0	
CN	Federal - TAP/F	\$461,579	\$76,369	\$1,339,660	\$430,288	\$0	
CN AC	Federal - AC OTHER	\$0	\$1,373,324	\$13,945	\$0	\$0	

GROUPING	Maintenance : Preventive Maintenance and System Preservation						
PROGRAM NOTE	Funding identified to be obligated districtwide as projects are identified.						
ROUTE/STREET						TOTAL COST	\$104,336,573
	FUND SOURCE	MATCH	FY24	FY25	FY26	FY27	
CN	Federal - NHFP	\$0	\$2,981,154	\$2,981,154	\$2,981,154	\$2,981,154	
	Federal - NHS/NHPP	\$0	\$2,049,832	\$2,049,832	\$2,049,832	\$2,049,832	
	Federal - STP/STBG	\$0	\$20,922,848	\$21,008,743	\$21,096,099	\$21,184,939	
CN TOTAL		\$0	\$25,953,834	\$26,039,729	\$26,127,085	\$26,215,925	



GROUPING		Maintenance : Preventive Maintenance for Bridges				
PROGRAM NOTE		Funding identified to be obligated districtwide as projects are identified.				
ROUTE/STREET					TOTAL COST	\$77,508,932
	FUND SOURCE	MATCH	FY24	FY25	FY26	FY27
CN	Federal - AC CONVERSION	\$0	\$145,000	\$1,428,329	\$0	\$0
	Federal - BR	\$0	\$705,620	\$6,450,972	\$19,947,300	\$11,502,750
	Federal - NHFP	\$0	\$1,166,078	\$1,166,078	\$1,166,078	\$1,166,078
	Federal - NHS/NHPP	\$0	\$1,350,842	\$7,381,798	\$1,350,842	\$1,350,842
	Federal - STP/STBG	\$0	\$3,536,160	\$6,248,910	\$3,558,309	\$3,569,666
CN TOTAL		\$0	\$6,903,700	\$22,676,087	\$26,022,529	\$17,589,336
CN AC	Federal - AC OTHER	\$0	\$3,078,000	\$1,239,280	\$0	\$0

GROUPING		Maintenance : Traffic and Safety Operations				
PROGRAM NOTE		Funding identified to be obligated districtwide as projects are identified.				
ROUTE/STREET					TOTAL COST	\$11,824,327
	FUND SOURCE	MATCH	FY24	FY25	FY26	FY27
CN	Federal - NHS/NHPP	\$0	\$1,278,114	\$1,278,114	\$1,278,114	\$1,278,114
	Federal - STP/STBG	\$0	\$1,667,582	\$1,674,428	\$1,681,390	\$1,688,471
CN TOTAL		\$0	\$2,945,696	\$2,952,542	\$2,959,504	\$2,966,585

**Roanoke MPO**  
**Project**  
**Groupings**

GROUPING		Construction : Bridge Rehabilitation/Replacement/Reconstruction					
ROUTE/STREET						TOTAL COST	\$43,170,414
	FUND SOURCE	MATCH	FY24	FY25	FY26	FY27	
CN	Federal - BR	\$201,074	\$804,297	\$0	\$0	\$0	
	Federal - STP/STBG	\$68,976	\$275,902	\$0	\$0	\$0	
CN TOTAL		\$270,050	\$1,080,199	\$0	\$0	\$0	
CN AC	Federal - AC OTHER	\$0	\$8,362,745	\$0	\$0	\$0	

GROUPING		Construction : Federal Lands Highway					
ROUTE/STREET						TOTAL COST	\$1,733,750
	FUND SOURCE	MATCH	FY24	FY25	FY26	FY27	
		\$0	\$0	\$0	\$0	\$0	

GROUPING		Construction : Rail					
ROUTE/STREET						TOTAL COST	
	FUND SOURCE	MATCH	FY24	FY25	FY26	FY27	
		\$0	\$0	\$0	\$0	\$0	

GROUPING		Construction : Safety/ITS/Operational Improvements					
ROUTE/STREET						TOTAL COST	\$1,090,287,898
	FUND SOURCE	MATCH	FY24	FY25	FY26	FY27	
PE	Federal - AC CONVERSION	\$185,534	\$1,416,420	\$253,382	\$0	\$0	
	Federal - NHS/NHPP	\$142,607	\$570,428	\$0	\$0	\$0	
	Federal - RSTP	\$16,659	\$66,634	\$0	\$0	\$0	
PE TOTAL		\$344,799	\$2,053,482	\$253,382	\$0	\$0	
PE AC	Federal - AC OTHER	\$0	\$900,000	\$0	\$0	\$0	
RW	Federal - AC CONVERSION	\$542,333	\$1,600,000	\$391,271	\$178,060	\$0	
	Federal - HSIP	\$27,455	\$247,098	\$0	\$0	\$0	
	Federal - NHS/NHPP	\$89,788	\$250,903	\$108,249	\$0	\$0	
	Federal - RSTP	\$536,579	(\$177,384)	\$507,068	\$1,816,631	\$0	
RW TOTAL		\$1,196,155	\$1,920,617	\$1,006,588	\$1,994,691	\$0	
RW AC	Federal - AC OTHER	\$0	\$0	\$222,576	\$0	\$0	
CN	Federal - AC CONVERSION	\$2,962,880	\$0	\$3,610,857	\$3,364,722	\$4,875,941	
	Federal - DEMO	\$411,019	\$1,644,075	\$0	\$0	\$0	
	Federal - HIP/F	\$3,304	\$0	\$13,214	\$0	\$0	
	Federal - HSIP	\$234,484	\$1,743,174	\$367,182	\$0	\$0	
	Federal - NHS/NHPP	\$1,029,214	\$1,429,096	\$0	\$2,687,759	\$0	
	Federal - RSTP	\$835,671	\$1,173,367	\$0	\$1,763,354	\$405,964	
CN TOTAL		\$5,476,571	\$5,989,712	\$3,991,253	\$7,815,835	\$5,281,905	
CN AC	Federal - AC OTHER	\$0	\$25,001,380	\$7,642,989	\$18,730,025	\$17,826,769	

GROUPING		Construction : Transportation Alternatives/Byway/Non-Traditional						
ROUTE/STREET							TOTAL COST	\$73,727,803
	FUND SOURCE	MATCH	FY24	FY25	FY26	FY27		
PE	Federal - STP/STBG	\$30,316	\$0	\$0	\$121,265	\$0		
RW	Federal - AC CONVERSION	\$3,157	\$0	\$0	\$0	\$12,628		
	Federal - HIP/F	\$57,797	\$8,000	\$223,186	\$0	\$0		
	Federal - NHS/NHPP	\$30,000	\$120,000	\$0	\$0	\$0		
	Federal - RTAP	\$1,116	\$0	\$4,465	\$0	\$0		
	Federal - STP/STBG	\$289,444	\$0	\$0	\$1,157,776	\$0		
RW TOTAL		\$381,514	\$128,000	\$227,651	\$1,157,776	\$12,628		
RW AC	Federal - AC OTHER	\$0	\$0	\$0	\$15,785	\$0		
CN	Federal - AC CONVERSION	\$1,206,835	\$1,067,339	\$0	\$1,760,000	\$2,000,000		
	Federal - HIP/F	\$100,877	\$59,473	\$344,036	\$0	\$0		
	Federal - NHS/NHPP	\$437,062	\$1,748,248	\$0	\$0	\$0		
	Federal - RSTP	\$773,952	\$2,801,250	\$294,556	\$0	\$0		
	Federal - RTAP	\$128,291	\$157,628	\$355,534	\$0	\$0		
	Federal - STP/STBG	\$369,020	\$0	\$60,000	\$1,028,708	\$387,372		
	Federal - TAP/F	\$51,793	\$207,171	\$0	\$0	\$0		
CN TOTAL		\$3,067,829	\$6,041,109	\$1,054,126	\$2,788,708	\$2,387,372		
CN AC	Federal - AC OTHER	\$0	\$2,448,440	\$6,079,953	\$7,756,741	\$2,017,132		

GROUPING		Maintenance : Preventive Maintenance and System Preservation						
PROGRAM NOTE		Funding identified to be obligated districtwide as projects are identified.						
ROUTE/STREET							TOTAL COST	\$104,336,573
	FUND SOURCE	MATCH	FY24	FY25	FY26	FY27		
CN	Federal - NHFP	\$0	\$2,981,154	\$2,981,154	\$2,981,154	\$2,981,154		
	Federal - NHS/NHPP	\$0	\$2,049,832	\$2,049,832	\$2,049,832	\$2,049,832		
	Federal - STP/STBG	\$0	\$20,922,848	\$21,008,743	\$21,096,099	\$21,184,939		
CN TOTAL		\$0	\$25,953,834	\$26,039,729	\$26,127,085	\$26,215,925		

GROUPING		Maintenance : Preventive Maintenance for Bridges						
PROGRAM NOTE		Funding identified to be obligated districtwide as projects are identified.						
ROUTE/STREET							TOTAL COST	\$77,508,932
	FUND SOURCE	MATCH	FY24	FY25	FY26	FY27		
CN	Federal - AC CONVERSION	\$0	\$145,000	\$1,428,329	\$0	\$0		
	Federal - BR	\$0	\$705,620	\$6,450,972	\$19,947,300	\$11,502,750		
	Federal - NHFP	\$0	\$1,166,078	\$1,166,078	\$1,166,078	\$1,166,078		
	Federal - NHS/NHPP	\$0	\$1,350,842	\$7,381,798	\$1,350,842	\$1,350,842		
	Federal - STP/STBG	\$0	\$3,536,160	\$6,248,910	\$3,558,309	\$3,569,666		
CN TOTAL		\$0	\$6,903,700	\$22,676,087	\$26,022,529	\$17,589,336		
CN AC	Federal - AC OTHER	\$0	\$3,078,000	\$1,239,280	\$0	\$0		

GROUPING		Maintenance : Traffic and Safety Operations				
PROGRAM NOTE		Funding identified to be obligated districtwide as projects are identified.				
ROUTE/STREET					TOTAL COST	\$11,824,327
	FUND SOURCE	MATCH	FY24	FY25	FY26	FY27
CN	Federal - NHS/NHPP		\$0	\$1,278,114	\$1,278,114	\$1,278,114
	Federal - STP/STBG		\$0	\$1,667,582	\$1,674,428	\$1,681,390
CN TOTAL			\$0	\$2,945,696	\$2,952,542	\$2,959,504

GROUPING		Transit : Vehicles				
ROUTE/STREET					TOTAL COST	
	FUND SOURCE	MATCH	FY24	FY25	FY26	FY27
			\$0	\$0	\$0	\$0

# STAUNTON DISTRICT

July 2023

Prepared by the  
**Virginia Department of Transportation**  
in Cooperation with  
**Virginia Department of Rail and Public Transportation,**  
**Federal Highway Administration–Virginia Division Office, and**  
**Federal Transit Administration**

**Staunton District  
Interstate Projects**

MPO	SAW					
UPC NO	116269	SCOPE	Reconstruction w/ Added Capacity			
SYSTEM	Interstate	JURISDICTION	Augusta County		OVERSIGHT	
PROJECT	#181 CIP NB & SB MM 221 TO 225, 3-LANE WIDENING (ID #61)				ADMIN BY	VDOT
DESCRIPTION	FROM: MM 221.45 TO: MM 225.6 (4.1800 MI)					
ROUTE/STREET	0081				TOTAL COST	\$178,270,127
	FUND SOURCE	MATCH	FY24	FY25	FY26	FY27
PE AC	Federal - AC OTHER	\$0	(\$5,722,005)	\$0	\$0	\$0
RW AC	Federal - AC OTHER	\$0	\$1,150,000	\$0	\$0	\$0
CN AC	Federal - AC OTHER	\$0	\$171,544,132	\$0	\$0	\$0

MPO	SAW					
UPC NO	116271	SCOPE	Reconstruction w/o Added Capacity			
SYSTEM	Interstate	JURISDICTION	Augusta County		OVERSIGHT	NFO
PROJECT	#181 CIP NB MT. SIDNEY EXTEND ACCELERATION LANE (ID #43)				ADMIN BY	VDOT
DESCRIPTION	FROM: MM 232.4 TO: MM 232.8 (0.4000 MI)					
ROUTE/STREET	0081				TOTAL COST	\$4,985,473
	FUND SOURCE	MATCH	FY24	FY25	FY26	FY27
PE AC	Federal - AC OTHER	\$0	\$509,600	\$0	\$0	\$0
RW AC	Federal - AC OTHER	\$0	\$0	\$344,760	\$0	\$0
CN AC	Federal - AC OTHER	\$0	\$0	\$0	\$4,131,113	\$0

MPO	SAW					
UPC NO	116276	SCOPE	Reconstruction w/o Added Capacity			
SYSTEM	Interstate	JURISDICTION	Augusta County		OVERSIGHT	NFO
PROJECT	#181 CIP SB MT. SIDNEY EXTEND ACCELERATION LANE (ID #57)				ADMIN BY	VDOT
DESCRIPTION	FROM: MM231.9 TO: MM 232.5 (0.6000 MI)					
ROUTE/STREET	0081				TOTAL COST	\$1,285,376
	FUND SOURCE	MATCH	FY24	FY25	FY26	FY27
PE AC	Federal - AC OTHER	\$0	\$128,800	\$0	\$0	\$0
RW AC	Federal - AC OTHER	\$0	\$0	\$114,920	\$0	\$0
CN AC	Federal - AC OTHER	\$0	\$0	\$0	\$1,041,656	\$0

MPO	SAW					
UPC NO	116277	SCOPE	Reconstruction w/ Added Capacity			
SYSTEM	Interstate	JURISDICTION	Augusta County		OVERSIGHT	
PROJECT	#I81 CIP NB MM 234 TO 237, WEYERS CAVE TCL (ID #44)				ADMIN BY	VDOT
DESCRIPTION	FROM: MM 234.1 TO: MM 237.7 (3.1000 MI)					
ROUTE/STREET	0081				TOTAL COST	\$61,770,702
	FUND SOURCE	MATCH	FY24	FY25	FY26	FY27
RW AC	Federal - AC OTHER	\$0	\$342,471	\$0	\$0	\$0
CN AC	Federal - AC OTHER	\$0	\$56,028,731	\$0	\$0	\$0

MPO	SAW					
UPC NO	116278	SCOPE	Reconstruction w/ Added Capacity			
SYSTEM	Interstate	JURISDICTION	Augusta County		OVERSIGHT	
PROJECT	#I81 CIP SB MM 234 TO 237, WEYERS CAVE TCL (ID #55)				ADMIN BY	VDOT
DESCRIPTION	FROM: MM 234.2 TO: MM 237.9 (3.1000 MI)					
ROUTE/STREET	0081				TOTAL COST	\$62,686,156
	FUND SOURCE	MATCH	FY24	FY25	FY26	FY27
RW AC	Federal - AC OTHER	\$0	\$1,210,554	\$0	\$0	\$0
CN AC	Federal - AC OTHER	\$0	\$56,076,102	\$0	\$0	\$0

MPO	Winchester					
UPC NO	115717	SCOPE	Bridge Replacement w/ Added Capacity			
SYSTEM	Interstate	JURISDICTION	Frederick County		OVERSIGHT	
PROJECT	#SMART20 I-81 EXIT 313 BRIDGE CAPACITY IMPROVMENT				ADMIN BY	VDOT
DESCRIPTION	FROM: Bridge Replacement over I-81 TO: And interchange Improvements (0.3900 MI)					
ROUTE/STREET	0081				TOTAL COST	\$5,264,400
	FUND SOURCE	MATCH	FY24	FY25	FY26	FY27
CN AC	Federal - AC OTHER	\$0	\$5,264,400	\$0	\$0	\$0

MPO	Harrisonburg					
UPC NO	116280	SCOPE	Reconstruction w/ Added Capacity			
SYSTEM	Interstate	JURISDICTION	Harrisonburg		OVERSIGHT	
PROJECT	#I81 CIP NB & SB MM 242 TO 248, 3-LANE WIDENING (ID #62)				ADMIN BY	VDOT
DESCRIPTION	FROM: MM 242.0 TO: MM 248.8 (6.8600 MI)					
ROUTE/STREET	0081				TOTAL COST	\$320,016,035
	FUND SOURCE	MATCH	FY24	FY25	FY26	FY27
RW AC	Federal - AC OTHER	\$0	\$0	\$10,270,000	\$0	\$0

MPO	NonMPO					
UPC NO	116282	SCOPE	Reconstruction w/o Added Capacity			
SYSTEM	Interstate	JURISDICTION	Rockbridge County	OVERSIGHT		
PROJECT	#181 CIP NB & SB SHOULDER IMPROVEMENTS (ID #60)			ADMIN BY	VDOT	
DESCRIPTION	FROM: SB MM 195.1, NB MM 202.0 TO: SB MM 204.5, NB MM 204.0 (9.4000 MI)					
ROUTE/STREET	0081			TOTAL COST	\$85,227,710	
	FUND SOURCE	MATCH	FY24	FY25	FY26	FY27
PE AC	Federal - AC OTHER	\$0	\$7,050,400	\$0	\$0	\$0
RW AC	Federal - AC OTHER	\$0	\$0	\$0	\$1,420,440	\$0
CN AC	Federal - AC OTHER	\$0	\$0	\$0	\$76,756,870	\$0

MPO	NonMPO					
UPC NO	116268	SCOPE	Reconstruction w/ Added Capacity			
SYSTEM	Interstate	JURISDICTION	Shenandoah County	OVERSIGHT		
PROJECT	#181 CIP SB MM 296 TO 299, 3-LANE WIDENING (ID #50)			ADMIN BY	VDOT	
DESCRIPTION	FROM: MM 295.4 TO: MM 299.6 (4.1100 MI)					
ROUTE/STREET	0081			TOTAL COST	\$126,220,508	
	FUND SOURCE	MATCH	FY24	FY25	FY26	FY27
PE AC	Federal - AC OTHER	\$0	(\$1,854,103)	\$0	\$0	\$0
RW AC	Federal - AC OTHER	\$0	\$5,982,174	\$0	\$0	\$0
CN AC	Federal - AC OTHER	\$0	\$111,266,437	\$0	\$0	\$0



**Staunton District  
Primary Projects**

MPO	NonMPO					
UPC NO	121156	SCOPE	Restoration and Rehabilitation			
SYSTEM	Primary	JURISDICTION	Lexington		OVERSIGHT	NFO
PROJECT	#SGR23LP LEXINGTON S. MAIN ST. PRIMARY EXT. PAVE.				ADMIN BY	Locally
DESCRIPTION	FROM: Int. Rte. 251 TO: White Street (0.8470 MI)					
ROUTE/STREET	SOUTH MAIN STREET (0011)				TOTAL COST	\$408,200
	FUND SOURCE	MATCH	FY24	FY25	FY26	FY27
PE AC	Federal - AC OTHER		\$0	\$2,000	\$0	\$0
CN AC	Federal - AC OTHER		\$0	\$0	\$413,700	\$0

MPO	Harrisonburg					
UPC NO	108810	SCOPE	Reconstruction w/ Added Capacity			
SYSTEM	Primary	JURISDICTION	Rockingham County		OVERSIGHT	
PROJECT	#HB2.FY17 Route 11 S. Valley Pike Roadway Improvements				ADMIN BY	VDOT
DESCRIPTION	FROM: INT. ROUTE 704 TO: 0.005 MILES NORTH INT. ROUTE 701 (1.2850 MI)					
PROGRAM NOTE	Includes \$2,043,949 GARVEE Debt Service Principal Prev, \$822,541 GARVEE Debt Service Principal FFY24, \$1,038,439 GARVEE Debt Service Principal FFY25, \$1,102,891 GARVEE Debt Service Principal FFY26, \$1,153,288 GARVEE Debt Service Principal FFY27. Total GARVEE Debt Service Principal \$18,789,084. Corresponding Debt Service UPC 110397					
ROUTE/STREET	SOUTH VALLEY PIKE (0011)				TOTAL COST	\$20,125,738
	FUND SOURCE	MATCH	FY24	FY25	FY26	FY27
PE	Federal - STP/STBG		\$0	\$496,991	\$0	\$0
RW	Federal - AC CONVERSION		\$0	\$0	\$1,038,439	\$1,102,891
	Federal - STP/STBG		\$0	\$325,550	\$0	\$0
RW TOTAL			\$0	\$325,550	\$1,038,439	\$1,102,891
RW AC	Federal - AC		\$0	\$6,302,548	\$0	\$0
CN AC	Federal - AC		\$0	\$9,620,046	\$0	\$0
	Federal - AC OTHER		\$0	\$1,336,654	\$0	\$0
CN AC			\$0	\$10,956,700	\$0	\$0

MPO	Harrisonburg					
UPC NO	110397	SCOPE				
SYSTEM	Primary	JURISDICTION	Rockingham County		OVERSIGHT	NFO
PROJECT	#HB2.FY17 Rt 11 S Valley Pk Rdwy Improve GARVEE DEBT SERVICE				ADMIN BY	VDOT
DESCRIPTION						
PROGRAM NOTE	Includes \$1,623,407 GARVEE Debt Service Interest Prev, \$566,052 FFY24 GARVEE Debt Service Interest, \$678,357 GARVEE Debt Service Interest FFY25, \$644,817 GARVEE Debt Service Interest FFY26, \$594,122 GARVEE Debt Service Interest FFY27, \$3,056,540 GARVEE Debt Service Interest FFY28-39. Total GARVEE Debt Service Interest \$7,163,295. Corresponding CN UPC 108810					
ROUTE/STREET	0011				TOTAL COST	\$11,504,259
	FUND SOURCE	MATCH	FY24	FY25	FY26	FY27
PE	Federal - AC CONVERSION		\$0	\$0	\$678,357	\$644,817
	Federal - STP/STBG		\$0	\$566,052	\$0	\$0
PE TOTAL			\$0	\$566,052	\$678,357	\$644,817
PE AC	Federal - AC		\$0	\$4,973,836	\$0	\$0

MPO	NonMPO					
UPC NO	121158	SCOPE	Restoration and Rehabilitation			
SYSTEM	Primary	JURISDICTION	Buena Vista		OVERSIGHT	NFO
PROJECT	#SGR23LP BUENA VISTA W. 29TH ST. PRIMARY EXT. PAVE.				ADMIN BY	Locally
DESCRIPTION	FROM: Int. Rte. 501 TO: 1.316 Mi. E. Int. Rte. 501 (1.3160 MI)					
ROUTE/STREET	WEST 29TH STREET (0060)				TOTAL COST	\$855,820
	FUND SOURCE	MATCH	FY24	FY25	FY26	FY27
PE AC	Federal - AC OTHER	\$0	\$3,000	\$0	\$0	\$0
CN AC	Federal - AC OTHER	\$0	\$0	\$852,820	\$0	\$0

MPO	NonMPO					
UPC NO	115125	SCOPE	Safety			
SYSTEM	Primary	JURISDICTION	Bath County		OVERSIGHT	NFO
PROJECT	#SMART20 Hot Springs - US 220 & VA 615 Int. Imp.				ADMIN BY	VDOT
DESCRIPTION	FROM: Intersection and Pedestrian TO: Improvements (0.1200 MI)					
ROUTE/STREET	SAM SNEAD HIGHWAY (0220)				TOTAL COST	\$560,769
	FUND SOURCE	MATCH	FY24	FY25	FY26	FY27
PE AC	Federal - AC OTHER	\$0	\$89,693	\$0	\$0	\$0
RW AC	Federal - AC OTHER	\$0	\$0	\$0	\$136,050	\$0

MPO	NonMPO					
UPC NO	121157	SCOPE	Restoration and Rehabilitation			
SYSTEM	Primary	JURISDICTION	Lexington		OVERSIGHT	NFO
PROJECT	#SGR23LP LEXINGTON THORNHILL RD. PRIMARY EXT. PAVE.				ADMIN BY	Locally
DESCRIPTION	FROM: 0.62 Mi. W. Int. Rte. 11 TO: Int. Rte. 11 (0.6200 MI)					
ROUTE/STREET	THORNHILL ROAD (0251)				TOTAL COST	\$348,405
	FUND SOURCE	MATCH	FY24	FY25	FY26	FY27
PE AC	Federal - AC OTHER	\$0	\$2,000	\$0	\$0	\$0
CN AC	Federal - AC OTHER	\$0	\$0	\$346,405	\$0	\$0

MPO	SAW					
UPC NO	121201	SCOPE	Restoration and Rehabilitation			
SYSTEM	Primary	JURISDICTION	Staunton		OVERSIGHT	NFO
PROJECT	#SGR23LP STAUNTON NEW HOPE RD. PRIMARY EXT. PAVE.				ADMIN BY	Locally
DESCRIPTION	FROM: Int. Rte. 261 TO: 1.0 Mi. E. Int. Rte 261 (1.0000 MI)					
ROUTE/STREET	NEW HOPE ROAD (0254)				TOTAL COST	\$218,618
	FUND SOURCE	MATCH	FY24	FY25	FY26	FY27
PE AC	Federal - AC OTHER	\$0	\$1,000	\$0	\$0	\$0
CN AC	Federal - AC OTHER	\$0	\$0	\$217,618	\$0	\$0

MPO	SAW					
UPC NO	121203	SCOPE	Restoration and Rehabilitation			
SYSTEM	Primary	JURISDICTION	Staunton	OVERSIGHT	NFO	
PROJECT	#SGR23LP STAUNTON W. BEVERLY ST. PRIMARY EXT. PAVE.			ADMIN BY	Locally	
DESCRIPTION	FROM: West Corp. Limits TO: Grubert Ave. (0.8160 MI)					
ROUTE/STREET	WEST BEVERLY STREET (0254)			TOTAL COST	\$416,421	
	FUND SOURCE	MATCH	FY24	FY25	FY26	FY27
PE AC	Federal - AC OTHER	\$0	\$2,000	\$0	\$0	\$0
CN AC	Federal - AC OTHER	\$0	\$0	\$414,421	\$0	\$0

MPO	SAW					
UPC NO	121204	SCOPE	Restoration and Rehabilitation			
SYSTEM	Primary	JURISDICTION	Staunton	OVERSIGHT	NFO	
PROJECT	#SGR23LP STAUNTON N. JEFFERSON ST. PRIMARY EXT. PAVE.			ADMIN BY	Locally	
DESCRIPTION	FROM: From Frederick Street TO: W. Beverly Street (0.1500 MI)					
ROUTE/STREET	NORTH JEFFERSON STREET (0254)			TOTAL COST	\$97,518	
	FUND SOURCE	MATCH	FY24	FY25	FY26	FY27
PE AC	Federal - AC OTHER	\$0	\$2,000	\$0	\$0	\$0
CN AC	Federal - AC OTHER	\$0	\$0	\$95,518	\$0	\$0

MPO	SAW					
UPC NO	121205	SCOPE	Restoration and Rehabilitation			
SYSTEM	Primary	JURISDICTION	Staunton	OVERSIGHT	NFO	
PROJECT	#SGR23LP STAUNTON W. BEVERLY ST. 2 PRIMARY EXT. PAVE.			ADMIN BY	Locally	
DESCRIPTION	FROM: West Corporate Limits TO: Grubert Ave. (0.8160 MI)					
ROUTE/STREET	WEST BEVERLY STREET (0254)			TOTAL COST	\$322,921	
	FUND SOURCE	MATCH	FY24	FY25	FY26	FY27
PE AC	Federal - AC OTHER	\$0	\$2,000	\$0	\$0	\$0
CN AC	Federal - AC OTHER	\$0	\$0	\$320,921	\$0	\$0

MPO	Harrisonburg					
UPC NO	121202	SCOPE	Restoration and Rehabilitation			
SYSTEM	Primary	JURISDICTION	Bridgewater	OVERSIGHT	NFO	
PROJECT	#SGR23LP BRIDGEWATER NORTH MAIN ST. PRIMARY EXT. PAVE.			ADMIN BY	Locally	
DESCRIPTION	FROM: North Main Street TO: North Main Street (0.8460 MI)					
ROUTE/STREET	NORTH MAIN STREET (0257)			TOTAL COST	\$206,282	
	FUND SOURCE	MATCH	FY24	FY25	FY26	FY27
PE AC	Federal - AC OTHER	\$0	\$2,000	\$0	\$0	\$0
CN AC	Federal - AC OTHER	\$0	\$0	\$204,282	\$0	\$0

MPO	Winchester					
UPC NO	110396	SCOPE				
SYSTEM	Primary	JURISDICTION	Frederick County	OVERSIGHT	NFO	
PROJECT	#HB2.FY17 RTE 277 - WIDEN TO 5 LANES GARVEE DEBT SERVICE			ADMIN BY	VDOT	
DESCRIPTION						
PROGRAM NOTE	Includes \$3,871,858 GARVEE Debt Service Interest Prev, \$920,863 FFY24 GARVEE Debt Service Interest, \$882,324 GARVEE Debt Service Interest FFY25, \$808,758 GARVEE Debt Service Interest FFY26, \$731,563 GARVEE Debt Service Interest FFY27, \$2,929,499 GARVEE Debt Service Interest FFY28-38. Total GARVEE Debt Service Interest \$10,144,865. Corresponding CN UPC 18003.					
ROUTE/STREET	0277			TOTAL COST	\$19,705,940	
	FUND SOURCE	MATCH	FY24	FY25	FY26	FY27
PE	Federal - AC CONVERSION	\$0	\$0	\$882,324	\$808,758	\$731,563
	Federal - STP/STBG	\$0	\$920,863	\$0	\$0	\$0
PE TOTAL		\$0	\$920,863	\$882,324	\$808,758	\$731,563
PE AC	Federal - AC	\$0	\$5,352,144	\$0	\$0	\$0

MPO	Multiple MPOs					
UPC NO	120968	SCOPE	Resurfacing			
SYSTEM	Primary	JURISDICTION	Staunton District-wide	OVERSIGHT	NFO	
PROJECT	#SGR23VP District Wide Plant Mix Schedule (PM-8H-23)			ADMIN BY	VDOT	
DESCRIPTION	FROM: VARIOUS TO: VARIOUS (5.8500 MI)					
ROUTE/STREET	9999			TOTAL COST	\$1,487,863	
	FUND SOURCE	MATCH	FY24	FY25	FY26	FY27
CN AC	Federal - AC OTHER	\$0	\$1,487,863	\$0	\$0	\$0

Staunton District  
**Secondary  
 Projects**

MPO	NonMPO					
UPC NO	T26771	SCOPE	Bridge Rehab w/o Added Capacity			
SYSTEM	Secondary	JURISDICTION	Rockingham County	OVERSIGHT	NFO	
PROJECT	#BF - Staunton YR3 Adjacent Slab Preservation			ADMIN BY	VDOT	
DESCRIPTION	FROM: Slabs Adjacent TO: To Structures					
ROUTE/STREET	0820			TOTAL COST	\$1,724,451	
	FUND SOURCE	MATCH	FY24	FY25	FY26	FY27
CN	Federal - BR	\$0	\$1,724,451	\$0	\$0	\$0

**Staunton District  
Urban Projects**

MPO	SAW					
UPC NO	111048	SCOPE	New Construction Roadway			
SYSTEM	Urban	JURISDICTION	Staunton		OVERSIGHT	
PROJECT	#SMART18 - (St) STAUNTON CROSSING STREET EXTENSION				ADMIN BY	VDOT
DESCRIPTION	FROM: E. Int. Rte. 250 TO: Valley Center Drive (0.8500 MI)					
ROUTE/STREET	CROSSING WAY				TOTAL COST	\$9,162,366
	FUND SOURCE	MATCH	FY24	FY25	FY26	FY27
CN	Federal - STP/STBG	\$0	\$0	\$1,918,169	\$0	\$0
CN AC	Federal - AC OTHER	\$0	\$902,222	\$0	\$0	\$0

MPO	SAW					
UPC NO	105907	SCOPE	New Construction Roadway			
SYSTEM	Urban	JURISDICTION	Waynesboro		OVERSIGHT	NFO
PROJECT	#HB2.FY17 Constr. 2-Lane Roadway Southern Connector				ADMIN BY	VDOT
DESCRIPTION	FROM: 1.009 miles west of South River Bridge TO: 0.633 miles east of South River Bridge (1.6000 MI)					
ROUTE/STREET	SHENANDOAH VILLAGE DRIVE (0209)				TOTAL COST	\$22,969,859
	FUND SOURCE	MATCH	FY24	FY25	FY26	FY27
CN	Other	\$2,137,241	\$2,137,241	\$0	\$0	\$0
CN AC	Federal - AC OTHER	\$0	\$12,435,377	\$0	\$0	\$0

### Staunton District

#### Enhancement Projects

MPO	NonMPO					
UPC NO	121163	SCOPE	Facilities for Pedestrians and Bicycles			
SYSTEM	Enhancement	JURISDICTION	Berryville	OVERSIGHT	NFO	
PROJECT	EAST FAIRFAX ST. SIDEWALK ENHANCEMENT			ADMIN BY	Locally	
DESCRIPTION	FROM: Sidewalk on TO: East Fairfax (0.1500 MI)					
ROUTE/STREET	EN22			TOTAL COST	\$109,221	
	FUND SOURCE	MATCH	FY24	FY25	FY26	FY27
PE	Federal - TAP/F	\$3,303	\$13,211	\$0	\$0	\$0
RW	Federal - TAP/F	\$200	\$0	\$800	\$0	\$0
CN	Federal - TAP/F	\$16,342	\$0	\$0	\$65,366	\$0
CN AC	Federal - AC OTHER	\$0	\$0	\$0	\$9,999	\$0

MPO	NonMPO					
UPC NO	121170	SCOPE	Facilities for Pedestrians and Bicycles			
SYSTEM	Enhancement	JURISDICTION	Berryville	OVERSIGHT	NFO	
PROJECT	WEST FAIRFAX ST. PEDESTRIAN IMPROVEMENTS ENHANCEMENT			ADMIN BY	Locally	
DESCRIPTION	FROM: Pedestrian Improvements TO: On West Fairfax Street (0.1500 MI)					
ROUTE/STREET	EN22			TOTAL COST	\$1,301,875	
	FUND SOURCE	MATCH	FY24	FY25	FY26	FY27
PE	Federal - TAP/F	\$31,918	\$127,670	\$0	\$0	\$0
RW	Federal - TAP/F	\$32,923	\$0	\$131,692	\$0	\$0
CN	Federal - TAP/F	\$195,535	\$0	\$0	\$782,138	\$0

### Staunton District

#### Miscellaneous Projects

MPO	Multiple MPOs					
UPC NO	119654	SCOPE	Traffic Management/Engineering			
SYSTEM	Miscellaneous	JURISDICTION	Statewide	OVERSIGHT	NFO	
PROJECT	#181 CIP PARALLEL FACILITIES IMPROVEMENTS O&M FY 21-27			ADMIN BY	VDOT	
DESCRIPTION	FROM: State Line with Tennessee TO: State Line with West Virginia					
ROUTE/STREET	ARTERIALS ADJANCET TO INTERSTATE 81 (0081)			TOTAL COST	\$479,805	
	FUND SOURCE	MATCH	FY24	FY25	FY26	FY27
CN AC	Federal - AC OTHER	\$0	\$479,805	\$0	\$0	\$0

MPO	NonMPO					
UPC NO	120765	SCOPE	Safety			
SYSTEM	Miscellaneous	JURISDICTION	Staunton District-wide	OVERSIGHT	NFO	
PROJECT	SYSTEMIC ROAD DEPARTURE COUNTERMEASURES WITH RUMBLE STRIPS			ADMIN BY	VDOT	
DESCRIPTION	FROM: Various TO: Various					
ROUTE/STREET	9999			TOTAL COST	\$7,168,548	
	FUND SOURCE	MATCH	FY24	FY25	FY26	FY27
CN	Federal - AC CONVERSION	\$0	\$0	\$0	\$1,106,720	\$0
	Federal - HSIP	\$0	\$6,061,828	\$0	\$0	\$0
CN TOTAL		\$0	\$6,061,828	\$0	\$1,106,720	\$0
CN AC	Federal - AC	\$0	\$1,106,720	\$0	\$0	\$0

MPO	Winchester					
UPC NO	116851	SCOPE	Reconstruction w/ Added Capacity			
SYSTEM	Miscellaneous	JURISDICTION	Winchester	OVERSIGHT	NFO	
PROJECT	GREEN CIRCLE TRAIL WIDENING			ADMIN BY	Locally	
DESCRIPTION	FROM: Handley Avenue TO: West of Harvest Drive (0.2700 MI)					
ROUTE/STREET	U000			TOTAL COST	\$2,100,714	
	FUND SOURCE	MATCH	FY24	FY25	FY26	FY27
PE	Federal - TAP/F	\$48,691	\$194,762	\$0	\$0	\$0
RW	Federal - TAP/F	\$24,345	\$0	\$0	\$97,381	\$0



**Staunton District  
Project  
Groupings**

MPO		NonMPO					
GROUPING		Construction : Bridge Rehabilitation/Replacement/Reconstruction					
ROUTE/STREET						TOTAL COST	\$214,800,877
	FUND SOURCE	MATCH	FY24	FY25	FY26	FY27	
PE	Federal - AC CONVERSION	\$39,997	\$159,986	\$0	\$0	\$0	
RW	Federal - BR	\$248,330	\$449,312	\$285,738	\$0	\$258,270	
	Federal - NHS/NHPP	\$150,108	(\$199,801)	\$800,234	\$0	\$0	
RW TOTAL		\$398,438	\$249,511	\$1,085,972	\$0	\$258,270	
CN	Federal - AC CONVERSION	\$1,317,969	\$1,460,500	\$1,009,443	\$640,288	\$2,161,644	
	Federal - BR	\$2,575,452	\$371,683	\$3,304,824	\$5,383,836	\$1,241,466	
	Federal - NHS/NHPP	\$1,228,693	\$0	\$0	\$4,914,773	\$0	
	Federal - STP/STBG	\$2,150,333	\$320,000	\$0	\$8,281,330	\$0	
CN TOTAL		\$7,272,447	\$2,152,183	\$4,314,267	\$19,220,227	\$3,403,110	
CN AC	Federal - AC OTHER	\$0	\$358,297	\$1,775,923	\$10,202,169	\$4,023,167	

MPO		NonMPO					
GROUPING		Construction : Forest Highway					
ROUTE/STREET						TOTAL COST	\$6,043,211
	FUND SOURCE	MATCH	FY24	FY25	FY26	FY27	
		\$0	\$0	\$0	\$0	\$0	

MPO		NonMPO					
GROUPING		Construction : Rail					
ROUTE/STREET						TOTAL COST	\$1,118,860
	FUND SOURCE	MATCH	FY24	FY25	FY26	FY27	
CN	Federal - STP/STBG	\$0	\$1,020,000	\$0	\$0	\$0	

MPO		NonMPO					
GROUPING		Construction : Safety/ITS/Operational Improvements					
ROUTE/STREET						TOTAL COST	\$149,895,025
	FUND SOURCE	MATCH	FY24	FY25	FY26	FY27	
PE	Federal - AC CONVERSION	\$24,077	\$0	\$0	\$0	\$96,307	
	Federal - NHS/NHPP	\$3,000	\$12,000	\$0	\$0	\$0	
PE TOTAL		\$27,077	\$12,000	\$0	\$0	\$96,307	
PE AC	Federal - AC OTHER	\$0	\$10,000	\$0	\$0	\$0	
RW	Federal - NHS/NHPP	\$57,200	\$228,800	\$0	\$0	\$0	
	Federal - STP/STBG	\$399,434	\$470,460	\$789,420	\$0	\$337,855	
RW TOTAL		\$456,634	\$699,260	\$789,420	\$0	\$337,855	
CN	Federal - AC CONVERSION	\$152,925	\$360,000	\$0	\$0	\$451,699	
	Federal - HSIP	\$112,200	\$0	\$1,009,800	\$0	\$0	
	Federal - NHS/NHPP	\$362,088	\$0	\$0	\$1,448,351	\$0	
	Federal - STP/STBG	\$687,391	\$0	\$1,147,841	\$516,747	\$1,084,976	
CN TOTAL		\$1,314,604	\$360,000	\$2,157,641	\$1,965,098	\$1,536,675	
CN AC	Federal - AC OTHER	\$0	\$0	\$942,768	\$4,304,457	\$571,685	

MPO		NonMPO					
GROUPING		Construction : Transportation Alternatives/Byway/Non-Traditional					
ROUTE/STREET						TOTAL COST	\$10,516,079
	FUND SOURCE	MATCH	FY24	FY25	FY26	FY27	
RW	Federal - TAP/F	\$26,831	\$88,918	\$18,405	\$0	\$0	
CN	Federal - TAP/F	\$369,815	\$405,894	\$674,906	\$398,461	\$0	
CN AC	Federal - AC OTHER	\$0	\$441,918	\$1,040,964	\$286,921	\$0	

MPO		NonMPO					
GROUPING		Maintenance : Preventive Maintenance and System Preservation					
PROGRAM NOTE		Funding identified to be obligated districtwide as projects are identified.					
ROUTE/STREET						TOTAL COST	\$90,996,464
	FUND SOURCE	MATCH	FY24	FY25	FY26	FY27	
		\$0	\$0	\$0	\$0	\$0	

MPO		Winchester					
GROUPING		Maintenance : Preventive Maintenance and System Preservation					
PROGRAM NOTE		Funding identified to be obligated districtwide as projects are identified.					
ROUTE/STREET						TOTAL COST	\$90,996,464
	FUND SOURCE	MATCH	FY24	FY25	FY26	FY27	
CN	Federal - STP/STBG	\$0	\$22,608,309	\$22,701,124	\$22,795,517	\$22,891,514	

MPO		Winchester				
GROUPING		Maintenance : Preventive Maintenance for Bridges				
PROGRAM NOTE		Funding identified to be obligated districtwide as projects are identified.				
ROUTE/STREET					TOTAL COST	\$29,779,836
	FUND SOURCE	MATCH	FY24	FY25	FY26	FY27
CN	Federal - NHS/NHPP	\$0	\$755,556	\$755,556	\$755,556	\$755,556
	Federal - STP/STBG	\$0	\$6,648,943	\$6,675,613	\$6,702,736	\$6,730,320
CN TOTAL		\$0	\$7,404,499	\$7,431,169	\$7,458,292	\$7,485,876

MPO		Winchester				
GROUPING		Maintenance : Traffic and Safety Operations				
PROGRAM NOTE		Funding identified to be obligated districtwide as projects are identified.				
ROUTE/STREET					TOTAL COST	\$12,358,669
	FUND SOURCE	MATCH	FY24	FY25	FY26	FY27
CN	Federal - STP/STBG	\$0	\$3,070,544	\$3,083,149	\$3,095,969	\$3,109,007

**Harrisonburg MPO**  
**Project**  
**Groupings**

GROUPING		Construction : Bridge Rehabilitation/Replacement/Reconstruction				
ROUTE/STREET					TOTAL COST	\$66,047,163
	FUND SOURCE	MATCH	FY24	FY25	FY26	FY27
PE	Federal - STP/STBG	\$130,000	\$520,000	\$0	\$0	\$0
CN	Federal - STP/STBG	\$122,289	\$489,156	\$0	\$0	\$0
CN AC	Federal - AC OTHER	\$0	\$6,891,281	\$0	\$0	\$0

GROUPING		Construction : Safety//ITS/Operational Improvements				
ROUTE/STREET					TOTAL COST	\$88,335,225
	FUND SOURCE	MATCH	FY24	FY25	FY26	FY27
PE	Federal - AC CONVERSION	\$42,209	\$181,643	\$192,837	\$2,400	\$0
	Federal - TAP/F	\$13,222	\$52,886	\$0	\$0	\$0
PE TOTAL		\$55,430	\$234,529	\$192,837	\$2,400	\$0
RW	Federal - AC CONVERSION	\$369,964	\$202,682	\$1,277,173	\$0	\$0
	Federal - STP/STBG	\$229,696	\$1,620,844	\$0	\$0	\$0
	Federal - TAP/F	\$17,099	\$67,597	\$800	\$0	\$0
RW TOTAL		\$616,759	\$1,891,123	\$1,277,973	\$0	\$0
RW AC	Federal - AC OTHER	\$0	\$2,049,757	\$0	\$0	\$0
CN	Federal - AC CONVERSION	\$280,000	\$0	\$1,120,000	\$0	\$0
	Federal - NHS/NHPP	\$58,974	\$235,896	\$0	\$0	\$0
	Federal - STP/STBG	\$1,290,144	\$4,012,699	\$1,147,878	\$0	\$0
	Federal - TAP/F	\$225,048	\$0	\$228,092	\$672,098	\$0
CN TOTAL		\$1,854,166	\$4,248,595	\$2,495,970	\$672,098	\$0
CN AC	Federal - AC OTHER	\$0	\$6,762,165	\$7,059,194	\$109,964	\$0

GROUPING		Construction : Transportation Alternatives/Byway/Non-Traditional				
ROUTE/STREET					TOTAL COST	\$2,264,339
	FUND SOURCE	MATCH	FY24	FY25	FY26	FY27
CN	Federal - TAP/F	\$69,384	\$277,535	\$0	\$0	\$0
CN AC	Federal - AC OTHER	\$0	\$87,979	\$0	\$0	\$0

GROUPING		Maintenance : Preventive Maintenance and System Preservation				
PROGRAM NOTE		Funding identified to be obligated districtwide as projects are identified.				
ROUTE/STREET					TOTAL COST	\$90,996,464
	FUND SOURCE	MATCH	FY24	FY25	FY26	FY27
CN	Federal - STP/STBG	\$0	\$22,608,309	\$22,701,124	\$22,795,517	\$22,891,514

GROUPING	Maintenance : Preventive Maintenance for Bridges						
PROGRAM NOTE	Funding identified to be obligated districtwide as projects are identified.						
ROUTE/STREET						TOTAL COST	\$29,779,836
	FUND SOURCE	MATCH	FY24	FY25	FY26	FY27	
CN	Federal - NHS/NHPP		\$0	\$755,556	\$755,556	\$755,556	\$755,556
	Federal - STP/STBG		\$0	\$6,648,943	\$6,675,613	\$6,702,736	\$6,730,320
CN TOTAL			\$0	\$7,404,499	\$7,431,169	\$7,458,292	\$7,485,876

GROUPING	Maintenance : Traffic and Safety Operations						
PROGRAM NOTE	Funding identified to be obligated districtwide as projects are identified.						
ROUTE/STREET						TOTAL COST	\$12,358,669
	FUND SOURCE	MATCH	FY24	FY25	FY26	FY27	
CN	Federal - STP/STBG		\$0	\$3,070,544	\$3,083,149	\$3,095,969	\$3,109,007

**SAW MPO**  
**Project**  
**Groupings**

GROUPING		Construction : Bridge Rehabilitation/Replacement/Reconstruction				
ROUTE/STREET					TOTAL COST	\$20,849,287
	FUND SOURCE	MATCH	FY24	FY25	FY26	FY27
		\$0	\$0	\$0	\$0	\$0

GROUPING		Construction : Safety/ITS/Operational Improvements				
ROUTE/STREET					TOTAL COST	\$124,141,965
	FUND SOURCE	MATCH	FY24	FY25	FY26	FY27
PE	Federal - AC CONVERSION	\$122,146	\$488,584	\$0	\$0	\$0
	Federal - STP/STBG	\$57,746	\$0	\$74,524	\$156,460	\$0
PE TOTAL		\$179,892	\$488,584	\$74,524	\$156,460	\$0
RW	Federal - AC CONVERSION	\$259,039	\$0	\$0	\$591,027	\$445,127
	Federal - STP/STBG	\$536,988	\$319,076	\$1,794,449	\$34,428	\$0
RW TOTAL		\$796,027	\$319,076	\$1,794,449	\$625,455	\$445,127
RW AC	Federal - AC OTHER	\$0	\$0	\$1,240,384	\$56,965	\$0
CN	Federal - AC CONVERSION	\$237,056	\$0	\$0	\$0	\$948,224
	Federal - STP/STBG	\$1,416,799	\$0	\$4,411,703	\$0	\$1,255,492
CN TOTAL		\$1,653,855	\$0	\$4,411,703	\$0	\$2,203,716
CN AC	Federal - AC OTHER	\$0	\$278,000	\$2,293,003	\$11,541,094	\$2,381,734

GROUPING		Construction : Transportation Alternatives/Byway/Non-Traditional				
ROUTE/STREET					TOTAL COST	\$23,329,236
	FUND SOURCE	MATCH	FY24	FY25	FY26	FY27
RW	Federal - STP/STBG	\$24,528	\$15,462	\$82,651	\$0	\$0
CN	Federal - AC CONVERSION	\$234,016	\$332,098	\$0	\$368,165	\$235,800
	Federal - STP/STBG	\$753,273	\$0	\$0	\$3,013,093	\$0
	Federal - TAP/F	\$126,762	\$0	\$0	\$507,046	\$0
CN TOTAL		\$1,114,051	\$332,098	\$0	\$3,888,304	\$235,800
CN AC	Federal - AC OTHER	\$0	\$226,247	\$1,884,959	\$0	\$0

GROUPING		Maintenance : Preventive Maintenance and System Preservation				
PROGRAM NOTE		Funding identified to be obligated districtwide as projects are identified.				
ROUTE/STREET					TOTAL COST	\$90,996,464
	FUND SOURCE	MATCH	FY24	FY25	FY26	FY27
CN	Federal - STP/STBG	\$0	\$22,608,309	\$22,701,124	\$22,795,517	\$22,891,514

GROUPING	Maintenance : Preventive Maintenance for Bridges					
PROGRAM NOTE	Funding identified to be obligated districtwide as projects are identified.					
ROUTE/STREET					TOTAL COST	\$29,779,836
	FUND SOURCE	MATCH	FY24	FY25	FY26	FY27
CN	Federal - NHS/NHPP	\$0	\$755,556	\$755,556	\$755,556	\$755,556
	Federal - STP/STBG	\$0	\$6,648,943	\$6,675,613	\$6,702,736	\$6,730,320
CN TOTAL		\$0	\$7,404,499	\$7,431,169	\$7,458,292	\$7,485,876

GROUPING	Maintenance : Traffic and Safety Operations					
PROGRAM NOTE	Funding identified to be obligated districtwide as projects are identified.					
ROUTE/STREET					TOTAL COST	\$12,358,669
	FUND SOURCE	MATCH	FY24	FY25	FY26	FY27
CN	Federal - STP/STBG	\$0	\$3,070,544	\$3,083,149	\$3,095,969	\$3,109,007

**Winchester MPO**  
**Project**  
**Groupings**

GROUPING		Construction : Bridge Rehabilitation/Replacement/Reconstruction						
ROUTE/STREET							TOTAL COST	\$31,328,926
	FUND SOURCE	MATCH	FY24	FY25	FY26	FY27		
RW	Federal - AC CONVERSION	\$51,894	\$0	\$207,574	\$0	\$0	\$0	
	Federal - NHS/NHPP	\$833,466	\$3,333,862	\$0	\$0	\$0	\$0	
<b>RW TOTAL</b>		<b>\$885,359</b>	<b>\$3,333,862</b>	<b>\$207,574</b>	<b>\$0</b>	<b>\$0</b>	<b>\$0</b>	
RW AC	Federal - AC OTHER	\$0	\$259,468	\$0	\$0	\$0	\$0	
CN	Federal - AC CONVERSION	\$3,087,033	\$0	\$0	\$6,233,100	\$6,115,032		
	Federal - NHS/NHPP	\$767,981	\$3,071,924	\$0	\$0	\$0	\$0	
	Federal - STP/STBG	\$200,344	\$0	\$801,377	\$0	\$0	\$0	
<b>CN TOTAL</b>		<b>\$4,055,358</b>	<b>\$3,071,924</b>	<b>\$801,377</b>	<b>\$6,233,100</b>	<b>\$6,115,032</b>		
CN AC	Federal - AC OTHER	\$0	\$0	\$20,540,503	\$0	\$0	\$0	

GROUPING		Construction : Rail						
ROUTE/STREET							TOTAL COST	\$2,173,530
	FUND SOURCE	MATCH	FY24	FY25	FY26	FY27		
PE	Federal - STP/STBG	\$7,900	\$0	\$71,100	\$0	\$0	\$0	
CN	Federal - STP/STBG	\$83,600	\$279,000	\$473,400	\$0	\$0	\$0	

GROUPING		Construction : Safety/ITS/Operational Improvements						
ROUTE/STREET							TOTAL COST	\$116,256,887
	FUND SOURCE	MATCH	FY24	FY25	FY26	FY27		
PE	Federal - NHS/NHPP	(\$373)	(\$1,492)	\$0	\$0	\$0	\$0	
RW	Federal - NHS/NHPP	\$27,958	\$111,832	\$0	\$0	\$0	\$0	
	Federal - STP/STBG	\$24,069	\$96,276	\$0	\$0	\$0	\$0	
<b>RW TOTAL</b>		<b>\$52,027</b>	<b>\$208,108</b>	<b>\$0</b>	<b>\$0</b>	<b>\$0</b>	<b>\$0</b>	
RW AC	Federal - AC OTHER	\$0	\$93,261	\$0	\$0	\$0	\$0	
CN	Federal - AC CONVERSION	\$194,000	\$0	\$1,746,000	\$0	\$0	\$0	
	Federal - HSIP	\$15,000	\$135,000	\$0	\$0	\$0	\$0	
	Federal - NHS/NHPP	\$143,747	\$574,989	\$0	\$0	\$0	\$0	
	Federal - STP/STBG	\$101,958	\$375,824	\$32,009	\$0	\$0	\$0	
<b>CN TOTAL</b>		<b>\$454,706</b>	<b>\$1,085,813</b>	<b>\$1,778,009</b>	<b>\$0</b>	<b>\$0</b>	<b>\$0</b>	
CN AC	Federal - AC OTHER	\$0	\$4,799,652	\$801,122	\$0	\$0	\$0	



GROUPING	Construction : Transportation Alternatives/Byway/Non-Traditional						
ROUTE/STREET						TOTAL COST	\$16,260,565
	FUND SOURCE	MATCH	FY24	FY25	FY26	FY27	
PE	Federal - AC CONVERSION	\$38,840	\$155,360	\$0	\$0	\$0	
RW	Federal - HSIP	\$50	\$450	\$0	\$0	\$0	
	Federal - STP/STBG	\$99,284	\$397,135	\$0	\$0	\$0	
RW TOTAL		\$99,334	\$397,585	\$0	\$0	\$0	
RW AC	Federal - AC OTHER	\$0	\$503,581	\$0	\$0	\$0	
CN	Federal - HSIP	\$98,890	\$0	\$890,010	\$0	\$0	
	Federal - TAP/F	\$24,400	\$0	\$97,600	\$0	\$0	
CN TOTAL		\$123,290	\$0	\$987,610	\$0	\$0	
CN AC	Federal - AC OTHER	\$0	\$0	\$7,222,100	\$0	\$0	

GROUPING	Maintenance : Preventive Maintenance and System Preservation						
PROGRAM NOTE	Funding identified to be obligated districtwide as projects are identified.						
ROUTE/STREET						TOTAL COST	\$90,996,464
	FUND SOURCE	MATCH	FY24	FY25	FY26	FY27	
CN	Federal - STP/STBG	\$0	\$22,608,309	\$22,701,124	\$22,795,517	\$22,891,514	

GROUPING	Maintenance : Preventive Maintenance for Bridges						
PROGRAM NOTE	Funding identified to be obligated districtwide as projects are identified.						
ROUTE/STREET						TOTAL COST	\$29,779,836
	FUND SOURCE	MATCH	FY24	FY25	FY26	FY27	
CN	Federal - NHS/NHPP	\$0	\$755,556	\$755,556	\$755,556	\$755,556	
	Federal - STP/STBG	\$0	\$6,648,943	\$6,675,613	\$6,702,736	\$6,730,320	
CN TOTAL		\$0	\$7,404,499	\$7,431,169	\$7,458,292	\$7,485,876	

GROUPING	Maintenance : Traffic and Safety Operations						
PROGRAM NOTE	Funding identified to be obligated districtwide as projects are identified.						
ROUTE/STREET						TOTAL COST	\$12,358,669
	FUND SOURCE	MATCH	FY24	FY25	FY26	FY27	
CN	Federal - STP/STBG	\$0	\$3,070,544	\$3,083,149	\$3,095,969	\$3,109,007	

# STATEWIDE

**Statewide District  
Interstate Projects**

MPO	NonMPO					
UPC NO	120396	SCOPE				
SYSTEM	Interstate	JURISDICTION	Statewide	OVERSIGHT		
PROJECT	#OTHERINT - I-77 OPERATIONAL IMPROVEMENTS - TRIP			ADMIN BY	VDOT	
DESCRIPTION	FROM: VARIOUS TO: VARIOUS					
ROUTE/STREET	0077			TOTAL COST	\$150,000	
	FUND SOURCE	MATCH	FY24	FY25	FY26	FY27
CN AC	Federal - AC OTHER	\$0	\$150,000	\$0	\$0	\$0

MPO	NonMPO					
UPC NO	120517	SCOPE	Safety			
SYSTEM	Interstate	JURISDICTION	Statewide	OVERSIGHT	NFO	
PROJECT	#OtherInt - I-77 OPERATIONAL IMPROVEMENTS - PCMS			ADMIN BY	VDOT	
DESCRIPTION	FROM: VARIOUS TO: VARIOUS					
ROUTE/STREET	0077			TOTAL COST	\$210,000	
	FUND SOURCE	MATCH	FY24	FY25	FY26	FY27
CN AC	Federal - AC OTHER	\$0	\$210,000	\$0	\$0	\$0

MPO	NonMPO					
UPC NO	120518	SCOPE	Safety			
SYSTEM	Interstate	JURISDICTION	Statewide	OVERSIGHT	NFO	
PROJECT	#OtherInt I-77 OPERATIONAL IMPROVEMENTS - PSAP INTEGRATIONS			ADMIN BY	VDOT	
DESCRIPTION	FROM: VARIOUS TO: VARIOUS					
ROUTE/STREET	0077			TOTAL COST	\$270,000	
	FUND SOURCE	MATCH	FY24	FY25	FY26	FY27
CN AC	Federal - AC OTHER	\$0	\$270,000	\$0	\$0	\$0

MPO	NonMPO					
UPC NO	115579	SCOPE				
SYSTEM	Interstate	JURISDICTION	Statewide	OVERSIGHT	NFO	
PROJECT	I-81 CORRIDOR NUTRIENT CREDITS			ADMIN BY	VDOT	
DESCRIPTION						
ROUTE/STREET	0081			TOTAL COST	\$4,000,000	
	FUND SOURCE	MATCH	FY24	FY25	FY26	FY27
PE AC	Federal - AC OTHER	\$0	\$4,000,000	\$0	\$0	\$0

MPO	Multiple MPOs					
UPC NO	117220	SCOPE	Safety			
SYSTEM	Interstate	JURISDICTION	Statewide		OVERSIGHT	NFO
PROJECT	#ITTF21 I-81 OPERATIONAL IMPROVEMENTS - PROGRAM UPC				ADMIN BY	VDOT
DESCRIPTION	FROM: Various TO: Various					
ROUTE/STREET	0081				TOTAL COST	\$9,618,000
	FUND SOURCE	MATCH	FY24	FY25	FY26	FY27
PE	Federal - NHS/NHPP		\$0	\$118,206	\$0	\$0
PE AC	Federal - AC OTHER		\$0	\$9,499,794	\$0	\$0

MPO	Multiple MPOs					
UPC NO	102711	SCOPE	Reconstruction w/ Added Capacity			
SYSTEM	Interstate	JURISDICTION	Statewide		OVERSIGHT	NFO
PROJECT	I-95 HOV/HOT Lanes Project PPTA Develop & Mgmt. Oversight				ADMIN BY	VDOT
DESCRIPTION	FROM: Garrisonville Road TO: 1 Mile North of Edsall Road (28.0000 MI)					
ROUTE/STREET	0095				TOTAL COST	\$48,159,488
	FUND SOURCE	MATCH	FY24	FY25	FY26	FY27
CN	Federal - DEMO		\$0	\$4,278,750	\$0	\$0
	Federal - NHS/NHPP		\$0	\$11,872,992	\$0	\$0
CN TOTAL			\$0	\$16,151,742	\$0	\$0

MPO	Northern Virginia					
UPC NO	103106	SCOPE	Reconstruction w/ Added Capacity			
SYSTEM	Interstate	JURISDICTION	Statewide		OVERSIGHT	FO
PROJECT	I-95 HOV/HOT Lanes Construction				ADMIN BY	VDOT
DESCRIPTION	FROM: Garrisonville Road TO: 1 Mile North of Edsall Road (28.0000 MI)					
PROGRAM NOTE	All funding obligated based on current allocations/estimate. Waiting Financial Closure. Linked with UPC 102710, 103019, 103020, 102711, 103591, 103222					
ROUTE/STREET	0095				TOTAL COST	\$785,756,087
	FUND SOURCE	MATCH	FY24	FY25	FY26	FY27
			\$0	\$0	\$0	\$0

MPO	Multiple MPOs					
UPC NO	103222	SCOPE	Reconstruction w/ Added Capacity			
SYSTEM	Interstate	JURISDICTION	Statewide		OVERSIGHT	FO
PROJECT	I-95 HOV/HOT Lanes Debt Service				ADMIN BY	VDOT
DESCRIPTION	FROM: Garrisonville Road TO: 1 mile North of Edsall Road (28.0000 MI)					
ROUTE/STREET	0095				TOTAL COST	\$110,089,071
	FUND SOURCE	MATCH	FY24	FY25	FY26	FY27
PE	Federal - AC CONVERSION		\$0	\$0	\$7,113,319	\$7,112,177
	Federal - NHS/NHPP		\$0	\$7,119,194	\$0	\$0
PE TOTAL			\$0	\$7,119,194	\$7,113,319	\$7,112,177

MPO	Multiple MPOs					
UPC NO	108315	SCOPE	Reconstruction w/ Added Capacity			
SYSTEM	Interstate	JURISDICTION	Statewide		OVERSIGHT	FO
PROJECT	I-95 SOUTHERN EXTENSION EXPRESS LANES PROJECT				ADMIN BY	VDOT
DESCRIPTION	FROM: MM 142.5 (South of Garrisonville Road) TO: MM 145.0 (North of Garrisonville Road) (2.5000 MI)					
PROGRAM NOTE	Includes \$5,873,205 GARVEE Debt Service Principal Prev, \$835,933 GARVEE Debt Service Principal FFY24, \$878,363 GARVEE Debt Service Principal FFY25, \$922,804 GARVEE Debt Service Principal FFY26, \$969,457 GARVEE Debt Service Principal FFY27. Total GARVEE Debt Service Principal \$13,873,591. Corresponding GARVEE Debt Service UPC 110379.					
ROUTE/STREET	I-95 (0095)				TOTAL COST	\$39,776,717
	FUND SOURCE	MATCH	FY24	FY25	FY26	FY27
PE	Federal - NHS/NHPP		\$0	(\$427,683)	\$0	\$0
CN	Federal - AC CONVERSION		\$0	\$0	\$878,363	\$922,804
	Federal - NHS/NHPP		\$0	\$1,263,616	\$0	\$0
CN TOTAL			\$0	\$1,263,616	\$878,363	\$922,804
CN AC	Federal - AC		\$0	\$7,164,453	\$0	\$0
	Federal - AC OTHER		\$0	\$25,903,126	\$0	\$0
CN AC			\$0	\$33,067,579	\$0	\$0

MPO	Multiple MPOs					
UPC NO	110379	SCOPE				
SYSTEM	Interstate	JURISDICTION	Statewide		OVERSIGHT	NFO
PROJECT	I-95 SOUTHERN EXT EXPRESS LANES PROJECT GARVEE DEBT SERVICE				ADMIN BY	VDOT
DESCRIPTION						
PROGRAM NOTE	Includes \$4,726,745 GARVEE Debt Service Interest Prev, \$389,698 FFY24 GARVEE Debt Service Interest, \$347,379 GARVEE Debt Service Interest FFY25, \$302,913 GARVEE Debt Service Interest FFY26, \$256,194 GARVEE Debt Service Interest FFY27, \$508,528 GARVEE Debt Service Interest FFY28-31. Total GARVEE Debt Service Interest \$6,531,457. Corresponding CN UPC 108315.					
ROUTE/STREET	0095				TOTAL COST	\$16,115,464
	FUND SOURCE	MATCH	FY24	FY25	FY26	FY27
PE	Federal - AC CONVERSION		\$0	\$0	\$347,379	\$302,913
	Federal - NHS/NHPP		\$0	\$389,698	\$0	\$0
PE TOTAL			\$0	\$389,698	\$347,379	\$302,913
PE AC	Federal - AC		\$0	\$1,415,014	\$0	\$0

MPO	Multiple MPOs					
UPC NO	116656	SCOPE	Safety			
SYSTEM	Interstate	JURISDICTION	Statewide		OVERSIGHT	NFO
PROJECT	#I95CIP VARIABLE SPEED LIMITS - PROGRAM UPC				ADMIN BY	VDOT
DESCRIPTION	FROM: Various TO: Various					
ROUTE/STREET	0095				TOTAL COST	\$4,912,629
	FUND SOURCE	MATCH	FY24	FY25	FY26	FY27
PE	Federal - NHS/NHPP		\$0	\$4,912,629	\$0	\$0

MPO	Multiple MPOs					
UPC NO	116657	SCOPE	Safety			
SYSTEM	Interstate	JURISDICTION	Statewide		OVERSIGHT	NFO
PROJECT	#I95CIP RAMP METERING PROGRAM UPC				ADMIN BY	VDOT
DESCRIPTION	FROM: Various TO: Various					
ROUTE/STREET	0095				TOTAL COST	\$5,700,000
	FUND SOURCE	MATCH	FY24	FY25	FY26	FY27
PE	Federal - NHS/NHPP		\$0	\$3,500,000	\$0	\$0
PE AC	Federal - AC OTHER		\$0	\$2,200,000	\$0	\$0

MPO	Multiple MPOs					
UPC NO	116658	SCOPE	Safety			
SYSTEM	Interstate	JURISDICTION	Statewide		OVERSIGHT	NFO
PROJECT	#I95CIP GEOFENCED EMERGENCY NOTIFICATIONS - PROGRAM UPC				ADMIN BY	VDOT
DESCRIPTION	FROM: Various TO: Various					
ROUTE/STREET	0095				TOTAL COST	\$200,000
	FUND SOURCE	MATCH	FY24	FY25	FY26	FY27
PE AC	Federal - AC OTHER		\$0	\$200,000	\$0	\$0

MPO	Multiple MPOs					
UPC NO	116659	SCOPE	Safety			
SYSTEM	Interstate	JURISDICTION	Statewide		OVERSIGHT	NFO
PROJECT	#I95CIP ADVANCED WORK ZONE TECHNOLOGY - PROGRAM UPC				ADMIN BY	VDOT
DESCRIPTION	FROM: Various TO: Various					
ROUTE/STREET	0095				TOTAL COST	\$950,000
	FUND SOURCE	MATCH	FY24	FY25	FY26	FY27
PE AC	Federal - AC OTHER		\$0	\$950,000	\$0	\$0

MPO	Multiple MPOs					
UPC NO	116661	SCOPE	Safety			
SYSTEM	Interstate	JURISDICTION	Statewide		OVERSIGHT	NFO
PROJECT	#I95CIP CORRIDOR TECHNOLOGY IMPROVEMENTS - PROGRAM UPC				ADMIN BY	VDOT
DESCRIPTION	FROM: Various TO: Various					
ROUTE/STREET	0095				TOTAL COST	\$3,202,500
	FUND SOURCE	MATCH	FY24	FY25	FY26	FY27
PE AC	Federal - AC OTHER		\$0	\$3,202,500	\$0	\$0

MPO	Multiple MPOs					
UPC NO	115869	SCOPE	Safety			
SYSTEM	Interstate	JURISDICTION	Statewide		OVERSIGHT	NFO
PROJECT	#ITTF20 STATEWIDE TECHNOLOGY FOR OPERATIONS				ADMIN BY	VDOT
DESCRIPTION	FROM: Various TO: Various					
ROUTE/STREET	9999				TOTAL COST	\$2,000,000
	FUND SOURCE	MATCH	FY24	FY25	FY26	FY27
PE	Federal - NHS/NHPP	\$0	\$913,491	\$0	\$0	\$0
PE AC	Federal - AC OTHER	\$0	\$1,086,509	\$0	\$0	\$0

MPO	NonMPO					
UPC NO	118915	SCOPE	Safety			
SYSTEM	Interstate	JURISDICTION	Statewide		OVERSIGHT	NFO
PROJECT	INCIDENT DETOUR PROGRAM UPC				ADMIN BY	VDOT
DESCRIPTION	FROM: Various TO: Various					
ROUTE/STREET	9999				TOTAL COST	\$403,850
	FUND SOURCE	MATCH	FY24	FY25	FY26	FY27
PE	Federal - HSIP	\$0	\$403,850	\$0	\$0	\$0

### Statewide District

#### Primary Projects

MPO	Multiple MPOs					
UPC NO	103754	SCOPE				
SYSTEM	Primary	JURISDICTION	Statewide	OVERSIGHT	FO	
PROJECT	Route 460 PPTA Debt Service			ADMIN BY	VDOT	
DESCRIPTION	FROM: Intersection with Route 58, City of Suffolk TO: Intersection with I-295, Prince George County (55.0000 MI)					
ROUTE/STREET	0460			TOTAL COST	\$148,622,688	
	FUND SOURCE	MATCH	FY24	FY25	FY26	FY27
PE	Federal - AC CONVERSION		\$0	\$0	\$7,864,709	\$7,863,525
	Federal - NHS/NHPP		\$0	\$7,864,630	\$0	\$0
PE TOTAL			\$0	\$7,864,630	\$7,864,709	\$7,863,525
PE AC	Federal - AC		\$0	\$31,454,523	\$0	\$0

MPO	NonMPO					
UPC NO	16621	SCOPE	Historic Preservation			
SYSTEM	Primary	JURISDICTION	Statewide	OVERSIGHT	NFO	
PROJECT	HIGHWAY MARKER REPLACEMENT PROGRAM			ADMIN BY	Locally	
DESCRIPTION	FROM: CONDUCT RESEARCH AND DRAFT NEW HISTORIC MARKER TEXTS. TO: REPLACE ERRONEOUS AND/OR MISSING MARKERS.					
ROUTE/STREET	EN96			TOTAL COST	\$1,687,000	
	FUND SOURCE	MATCH	FY24	FY25	FY26	FY27
CN	Federal - TAP/F		(\$8,276)	(\$33,104)	\$0	\$0



### Statewide District

#### Miscellaneous Projects

MPO	NonMPO					
UPC NO	122985	SCOPE				
SYSTEM	Miscellaneous	JURISDICTION	Statewide		OVERSIGHT	FO
PROJECT	Hurricane Evacuation Plan				ADMIN BY	VDOT
DESCRIPTION						
ROUTE/STREET	0000				TOTAL COST	\$1,170,000
	FUND SOURCE	MATCH	FY24	FY25	FY26	FY27
PE	Federal - PROTECTPRGM	\$0	\$1,170,000	\$0	\$0	\$0

MPO	Multiple MPOs					
UPC NO	119654	SCOPE	Traffic Management/Engineering			
SYSTEM	Miscellaneous	JURISDICTION	Statewide		OVERSIGHT	NFO
PROJECT	#81 CIP PARALLEL FACILITIES IMPROVEMENTS O&M FY 21-27				ADMIN BY	VDOT
DESCRIPTION	FROM: State Line with Tennessee TO: State Line with West Virginia					
ROUTE/STREET	ARTERIALS ADJANCET TO INTERSTATE 81 (0081)				TOTAL COST	\$479,805
	FUND SOURCE	MATCH	FY24	FY25	FY26	FY27
CN AC	Federal - AC OTHER	\$0	\$479,805	\$0	\$0	\$0

MPO	NonMPO					
UPC NO	T26149	SCOPE				
SYSTEM	Miscellaneous	JURISDICTION	Statewide		OVERSIGHT	FO
PROJECT	JUVENILE LICENSING CEREMONY VIDEO				ADMIN BY	VDOT
DESCRIPTION						
ROUTE/STREET	9999				TOTAL COST	\$800,000
	FUND SOURCE	MATCH	FY24	FY25	FY26	FY27
CN AC	Federal - AC OTHER	\$0	\$800,000	\$0	\$0	\$0

MPO	NonMPO					
UPC NO	T26142	SCOPE				
SYSTEM	Miscellaneous	JURISDICTION	Statewide		OVERSIGHT	FO
PROJECT	NHTSA ALCOHOL IMPAIRED DRIVING ASSESS & LAW REVIEW				ADMIN BY	VDOT
DESCRIPTION						
ROUTE/STREET	9999				TOTAL COST	\$100,000
	FUND SOURCE	MATCH	FY24	FY25	FY26	FY27
CN AC	Federal - AC OTHER	\$0	\$100,000	\$0	\$0	\$0

MPO	Multiple MPOs					
UPC NO	T20741	SCOPE				
SYSTEM	Miscellaneous	JURISDICTION	Statewide	OVERSIGHT	NFO	
PROJECT	VEHICLE FUEL CONVERSION PROGRAM MARKETING			ADMIN BY	Other	
DESCRIPTION						
ROUTE/STREET	9999			TOTAL COST	\$360,000	
	FUND SOURCE	MATCH	FY24	FY25	FY26	FY27
CN	Federal - CMAQ	\$72,000	\$288,000	\$0	\$0	\$0

MPO	Multiple MPOs					
UPC NO	T11802	SCOPE	Other			
SYSTEM	Miscellaneous	JURISDICTION	Statewide	OVERSIGHT	FO	
PROJECT	Vehicle Fuel Conversion Program			ADMIN BY	Other	
DESCRIPTION	FROM: 1 TO: 1					
ROUTE/STREET	9999			TOTAL COST	\$8,640,000	
	FUND SOURCE	MATCH	FY24	FY25	FY26	FY27
CN	Federal - CMAQ	\$1,235,482	\$4,941,927	\$0	\$0	\$0

MPO	NonMPO					
UPC NO	116650	SCOPE	Traffic Management/Engineering			
SYSTEM	Miscellaneous	JURISDICTION	Statewide	OVERSIGHT	NFO	
PROJECT	#195CIP PARALLEL ARTERIAL IMPROVEMENTS			ADMIN BY	VDOT	
DESCRIPTION	FROM: Various TO: Various					
ROUTE/STREET	VARIOUS (9999)			TOTAL COST	\$656,618	
	FUND SOURCE	MATCH	FY24	FY25	FY26	FY27
CN AC	Federal - AC OTHER	\$0	\$656,618	\$0	\$0	\$0

MPO	NonMPO					
UPC NO	120531	SCOPE				
SYSTEM	Miscellaneous	JURISDICTION	Statewide	OVERSIGHT	NFO	
PROJECT	VIRGINIA BREEZE INTERCITY BUS			ADMIN BY	DRPT	
DESCRIPTION						
ROUTE/STREET	9999			TOTAL COST	\$1,558,000	
	FUND SOURCE	MATCH	FY24	FY25	FY26	FY27
CN AC	Federal - AC OTHER	\$0	\$1,558,000	\$0	\$0	\$0

MPO	NonMPO					
UPC NO	121363	SCOPE	Other			
SYSTEM	Miscellaneous	JURISDICTION	Statewide	OVERSIGHT	NFO	
PROJECT	Resilience Plan			ADMIN BY	VDOT	
DESCRIPTION	FROM: 0 TO: 0					
ROUTE/STREET	9999			TOTAL COST	\$675,000	
	FUND SOURCE	MATCH	FY24	FY25	FY26	FY27
PE	Federal - PROTECTPRGM	\$0	\$675,000	\$0	\$0	\$0

MPO	NonMPO					
UPC NO	121364	SCOPE	Other			
SYSTEM	Miscellaneous	JURISDICTION	Statewide		OVERSIGHT	NFO
PROJECT	Carbon Reduction Strategy				ADMIN BY	VDOT
DESCRIPTION	FROM: 0 TO: 0					
PROGRAM NOTE	All funds obligated based on current allocations/estimate					
	9999				TOTAL COST	\$500,000
	FUND SOURCE	MATCH	FY24	FY25	FY26	FY27
			\$0	\$0	\$0	\$0

MPO	NonMPO					
UPC NO	122024	SCOPE	Other			
SYSTEM	Miscellaneous	JURISDICTION	Statewide		OVERSIGHT	NFO
PROJECT	Electric Vehicle Infrastructure Plan				ADMIN BY	VDOT
DESCRIPTION	FROM: 0 TO: 0					
ROUTE/STREET	9999				TOTAL COST	\$500,000
	FUND SOURCE	MATCH	FY24	FY25	FY26	FY27
PE	Federal - HIP/F		\$0	\$500,000	\$0	\$0

**Statewide District  
Project  
Groupings**

MPO	NonMPO					
GROUPING	Construction : Bridge Rehabilitation/Replacement/Reconstruction					
ROUTE/STREET						TOTAL COST
	FUND SOURCE	MATCH	FY24	FY25	FY26	FY27
			\$0	\$0	\$0	\$0

MPO	NonMPO						
GROUPING	Construction : Rail						
ROUTE/STREET						TOTAL COST	\$638,404
	FUND SOURCE	MATCH	FY24	FY25	FY26	FY27	
CN	Federal - STP/STBG		\$0	\$334,750	\$0	\$0	\$0

MPO	NonMPO						
GROUPING	Construction : Safety/ITS/Operational Improvements						
ROUTE/STREET						TOTAL COST	\$44,883,000
	FUND SOURCE	MATCH	FY24	FY25	FY26	FY27	
PE	Federal - AC CONVERSION	\$1,885,720	\$5,400,000	\$5,400,000	\$3,871,881	\$2,299,600	
CN	Federal - AC CONVERSION	\$1,000,000	\$0	\$9,000,000	\$0	\$0	
	Federal - HSIP	\$1,000,000	\$9,000,000	\$0	\$0	\$0	
CN TOTAL		\$2,000,000	\$9,000,000	\$9,000,000	\$0	\$0	
CN AC	Federal - AC OTHER	\$0	\$10,000,000	\$0	\$0	\$0	

MPO	NonMPO						
GROUPING	Construction : Transportation Alternatives/Byway/Non-Traditional						
ROUTE/STREET						TOTAL COST	\$1,746,318
	FUND SOURCE	MATCH	FY24	FY25	FY26	FY27	
PE	Federal - AC CONVERSION	\$228,000	\$0	\$304,000	\$304,000	\$304,000	
	Federal - TAP/F	\$76,000	\$304,000	\$0	\$0	\$0	
PE TOTAL		\$304,000	\$304,000	\$304,000	\$304,000	\$304,000	
PE AC	Federal - AC OTHER	\$0	\$2,280,000	\$0	\$0	\$0	

MPO	NonMPO						
GROUPING	Maintenance : Preventive Maintenance and System Preservation						
PROGRAM NOTE	Funding identified to be obligated districtwide as projects are identified.						
ROUTE/STREET						TOTAL COST	\$7,916,904
	FUND SOURCE	MATCH	FY24	FY25	FY26	FY27	
CN	Federal - NHS/NHPP	\$0	\$1,917,845	\$1,917,845	\$1,917,845	\$1,917,845	
	Federal - STP/STBG	\$0	\$61,381	\$61,381	\$61,381	\$61,381	
CN TOTAL		\$0	\$1,979,226	\$1,979,226	\$1,979,226	\$1,979,226	

MPO	NonMPO						
GROUPING	Maintenance : Preventive Maintenance for Bridges						
PROGRAM NOTE	Funding identified to be obligated districtwide as projects are identified.						
ROUTE/STREET						TOTAL COST	\$7,269,920
	FUND SOURCE	MATCH	FY24	FY25	FY26	FY27	
CN	Federal - NHS/NHPP		\$0	\$1,513,805	\$1,513,805	\$1,513,805	\$1,513,805
	Federal - STP/STBG		\$0	\$303,675	\$303,675	\$303,675	\$303,675
CN TOTAL			\$0	\$1,817,480	\$1,817,480	\$1,817,480	\$1,817,480

MPO	NonMPO						
GROUPING	Maintenance : Traffic and Safety Operations						
PROGRAM NOTE	Funding identified to be obligated districtwide as projects are identified.						
ROUTE/STREET						TOTAL COST	\$14,392,860
	FUND SOURCE	MATCH	FY24	FY25	FY26	FY27	
CN	Federal - STP/STBG		\$0	\$3,575,944	\$3,590,624	\$3,605,554	\$3,620,738

MPO	NonMPO						
GROUPING	Transit : Vehicles						
ROUTE/STREET						TOTAL COST	\$3,750,000
	FUND SOURCE	MATCH	FY24	FY25	FY26	FY27	
			\$0	\$0	\$0	\$0	\$0

# RAIL & PUBLIC TRANSPORTATION

July 2023

Prepared by the  
**Virginia Department of Transportation**  
in Cooperation with  
**Virginia Department of Rail and Public Transportation,**  
**Federal Highway Administration–Virginia Division Office, and**  
**Federal Transit Administration**

# APPENDIX I

## DRPT and Transit Agency Project Listings

VIRGINIA DEPARTMENT OF RAIL AND PUBLIC TRANSPORTATION  
STATEWIDE TRANSPORTATION  
IMPROVEMENT PROGRAM SUMMARY  
TRANSIT COSTS (in \$1,000)

FY2024 - FY2027

<b>Bristol MPO</b>	<b>Previous Funding</b>	<b>FY 2024</b>	<b>FY 2025</b>	<b>FY 2026</b>	<b>FY 2027</b>	<b>Total FY 2024-2027</b>
FTA 5307	438	58	144	100	-	302
FTA 5310	-	-	-	-	-	-
FTA 5311	-	-	-	-	-	-
FTA 5337	-	-	-	-	-	-
FTA 5339	-	-	-	-	-	-
FTA ADTAP	-	-	-	-	-	-
Flexible STP	-	-	-	-	-	-
RSTP	-	-	-	-	-	-
Other Federal	-	-	-	-	-	-
State	161	107	124	115	-	346
Local	128	48	52	50	-	150
Revenues	-	-	-	-	-	-
<b>Total</b>	<b>727</b>	<b>213</b>	<b>320</b>	<b>265</b>	<b>-</b>	<b>798</b>

<b>Central Virginia TPO (Lynchburg)</b>	<b>Previous Funding</b>	<b>FY 2024</b>	<b>FY 2025</b>	<b>FY 2026</b>	<b>FY 2027</b>	<b>Total FY 2024-2027</b>
FTA 5307	-	-	145	964	133	1,242
FTA 5310	-	154	154	154	154	616
FTA 5311	-	-	-	-	-	-
FTA 5337	-	-	-	-	-	-
FTA 5339	-	-	768	2,287	1,200	4,255
FTA Adjustment	-	-	-	-	-	-
Flexible STP	-	-	-	-	-	-
RSTP	-	-	-	-	-	-
Other Federal	-	-	-	-	-	-
State	-	37	155	443	201	836
Local	-	36	154	442	200	832
Revenues	-	-	-	-	-	-
<b>Total</b>	<b>-</b>	<b>227</b>	<b>1,376</b>	<b>4,290</b>	<b>1,888</b>	<b>7,781</b>

<b>Charlottesville MPO</b>	<b>Previous Funding</b>	<b>FY 2024</b>	<b>FY 2025</b>	<b>FY 2026</b>	<b>FY 2027</b>	<b>Total FY 2024-2027</b>
FTA 5307	5,410	5,414	5,171	5,485	4,024	20,094
FTA 5310	-	103	163	169	178	613
FTA 5311	4,170	4,104	4,282	3,823	3,775	15,984
FTA 5337	-	-	-	-	-	-
FTA 5339	1,665	1,984	1,530	1,265	27	4,806
Flexible STP	-	-	-	-	-	-
RSTP	-	-	-	-	-	-
Other Federal	68	-	-	-	-	-
State	10,431	9,590	8,426	7,502	4,542	30,060
Local	9,815	11,785	13,186	13,120	14,370	52,461
Revenues	697	506	409	424	906	2,245
<b>Total</b>	<b>32,256</b>	<b>33,486</b>	<b>33,167</b>	<b>31,788</b>	<b>27,822</b>	<b>126,263</b>



VIRGINIA DEPARTMENT OF RAIL AND PUBLIC TRANSPORTATION  
STATEWIDE TRANSPORTATION  
IMPROVEMENT PROGRAM SUMMARY  
TRANSIT COSTS (in \$1,000)

FY2024 - FY2027

Fredericksburg MPO	Previous Funding	FY 2024	FY 2025	FY 2026	FY 2027	Total FY 2024-2027
FTA 5307	4,744	4,643	-	-	-	4,643
FTA 5310	773	774	-	-	-	774
FTA 5311	-	-	-	-	-	-
FTA 5337	7,704	-	-	-	-	-
FTA 5339	-	-	-	-	-	-
Flexible STP	721	1,192	-	-	375	1,567
RSTP	-	-	-	-	-	-
Other Federal	-	-	-	-	-	-
State	2,971	1,547	-	-	75	1,622
Local	2,570	2,260	-	-	19	2,279
Revenues	265	273	-	-	-	273
<b>Total</b>	<b>19,748</b>	<b>10,689</b>	<b>-</b>	<b>-</b>	<b>469</b>	<b>11,158</b>

Hampton Roads TPO	Previous Funding	FY 2024	FY 2025	FY 2026	FY 2027	Total FY 2024-2027
FTA 5307	-	42,521	36,194	30,008	30,575	139,298
FTA 5307(h)	-	-	-	-	-	-
FTA 5310	-	780	1,181	1,211	1,211	4,383
FTA 5311	-	530	557	1,422	909	3,418
FTA 5337	-	3,384	4,826	3,202	5,747	17,159
FTA 5339	-	2,977	2,396	1,154	1,094	7,621
FTA Adjustment	-	-	-	-	-	-
Flexible STP	-	-	-	-	-	-
CMAQ	13,948	5,918	5,809	4,400	1,953	18,080
RSTP	23,798	15,281	19,676	18,480	2,753	56,190
Federal Stimulus	-	-	-	-	-	-
Other Federal	-	7,065	23,729	1,617	2,370	34,781
State	107	41,388	43,039	22,037	20,010	126,474
Local	121	29,051	33,756	21,047	19,027	102,881
Revenues	-	1,643	1,725	1,777	1,830	6,975
<b>Total</b>	<b>37,974</b>	<b>150,538</b>	<b>172,888</b>	<b>106,355</b>	<b>87,479</b>	<b>517,260</b>

Harrisonburg MPO	Previous Funding	FY 2024	FY 2025	FY 2026	FY 2027	Total FY 2024-2027
FTA 5307	4,518	47,010	4,897	4,665	4,551	61,123
FTA 5310	254	122	-	-	-	122
FTA 5311	-	-	-	-	-	-
FTA 5337	-	-	-	-	-	-
FTA 5339	-	-	-	-	-	-
Flexible STP	-	-	-	-	-	-
RSTP	-	-	-	-	-	-
Other Federal	-	-	-	-	-	-
State	5,252	10,478	2,034	2,020	2,080	16,612
Local	546	3,314	1,398	1,423	1,451	7,586
Revenues	2,225	2,243	2,360	2,431	2,504	9,538
<b>Total</b>	<b>12,795</b>	<b>63,167</b>	<b>10,689</b>	<b>10,539</b>	<b>10,586</b>	<b>94,981</b>

VIRGINIA DEPARTMENT OF RAIL AND PUBLIC TRANSPORTATION  
STATEWIDE TRANSPORTATION  
IMPROVEMENT PROGRAM SUMMARY  
TRANSIT COSTS (in \$1,000)

FY2024 - FY2027

New River Valley MPO	Previous Funding	FY 2024	FY 2025	FY 2026	FY 2027	Total FY 2024-2027
FTA 5307	3,542	2,677	2,239	2,306	2,375	9,597
FTA 5310	822	276	227	198	257	958
FTA 5311	-	-	-	-	-	-
FTA 5337	-	-	-	-	-	-
FTA 5339	10,239	2,265	1,972	539	2,528	7,304
Federal Stimulus	2,444	756	-	-	-	756
Flexible STP	4,960	59	-	-	-	59
RSTP	-	-	-	-	-	-
Other Federal	-	-	-	-	-	-
State	28,890	9,161	10,969	5,316	13,387	38,833
Local	10,515	9,760	9,879	8,859	10,867	39,365
Revenues	93	125	118	122	126	491
<b>Total</b>	<b>61,505</b>	<b>25,079</b>	<b>25,404</b>	<b>17,340</b>	<b>29,540</b>	<b>97,363</b>

MWCOG	Previous Funding	FY 2024	FY 2025	FY 2026	FY 2027	Total FY 2024-2027
FTA 5307	51,540	14,229	11,364	5,165	-	30,758
FTA 5309	282	-	-	-	-	-
FTA 5310	-	-	-	-	-	-
FTA 5311	-	-	-	-	-	-
FTA 5337	39,429	6,537	4,248	4,620	-	15,405
FTA 5339	680	-	-	-	-	-
Flexible STP	-	-	-	-	-	-
CMAQ	40,459	23,247	9,929	43,548	3,806	80,530
RSTP	54,868	363	-	-	-	363
Other Federal	65,150	30,989	39,336	-	-	70,325
State	189,202	100,785	313,930	375,925	730,590	1,521,230
Local	316,345	11,908	9,264	8,993	275,290	305,455
Revenues	-	-	-	-	-	-
<b>Total</b>	<b>757,955</b>	<b>188,058</b>	<b>388,071</b>	<b>438,251</b>	<b>1,009,686</b>	<b>2,024,066</b>

Richmond Regional TPO	Previous Funding	FY 2024	FY 2025	FY 2026	FY 2027	Total FY 2024-2027
FTA 5307	-	11,236	11,294	11,759	8,885	43,174
FTA 5310	-	1,417	-	-	-	1,417
FTA 5311	-	-	-	-	-	-
FTA 5337	-	-	-	-	-	-
FTA 5339	-	-	-	-	-	-
Flexible STP	-	-	-	-	-	-
CMAQ	-	558	-	-	-	558
RSTP	-	-	-	-	-	-
Other Federal	-	-	-	-	-	-
State	-	11,611	11,279	12,407	5,428	40,725
Local	-	2,430	2,326	2,392	1,981	9,129
Revenues	-	-	-	-	-	-
<b>Total</b>	<b>-</b>	<b>27,252</b>	<b>24,899</b>	<b>26,558</b>	<b>16,294</b>	<b>95,003</b>

VIRGINIA DEPARTMENT OF RAIL AND PUBLIC TRANSPORTATION  
STATEWIDE TRANSPORTATION  
IMPROVEMENT PROGRAM SUMMARY  
TRANSIT COSTS (in \$1,000)

FY2024 - FY2027

Roanoke Valley TPO	Previous Funding	FY 2024	FY 2025	FY 2026	FY 2027	Total FY 2024-2027
FTA 5307	-	6,461	3,415	4,591	4,451	18,918
FTA 5310	-	368	368	368	368	1,472
FTA 5311	-	354	354	354	354	1,416
FTA 5337	-	-	-	-	-	-
FTA 5339	-	97	874	97	97	1,165
Flexible STP	-	-	-	-	-	-
RSTP	-	4,768	-	-	-	4,768
Other Federal	-	-	-	-	-	-
State	-	4,463	3,799	6,127	5,787	20,176
Local	-	1,938	1,992	2,106	2,086	8,122
Revenues	-	2,314	2,314	2,314	2,314	9,256
<b>Total</b>	-	20,763	13,116	15,957	15,457	65,293

Staunton-Augusta- Waynesboro MPO	Previous Funding	FY 2024	FY 2025	FY 2026	FY 2027	Total FY 2024-2027
FTA 5307	1,250	1,212	1,387	1,372	1,511	5,482
FTA 5310	-	-	62	62	62	186
FTA 5311	557	680	779	770	845	3,074
FTA 5337	-	-	-	-	-	-
FTA 5339	916	-	-	-	-	-
Flexible STP	-	-	-	-	-	-
RSTP	-	-	-	-	-	-
Other Federal	-	-	-	-	-	-
State	1,026	767	831	846	927	3,371
Local	428	434	472	489	532	1,927
Revenues	61	90	91	92	93	366
<b>Total</b>	4,238	3,183	3,622	3,631	3,970	14,406

Tri-Cities MPO	Previous Funding	FY 2024	FY 2025	FY 2026	FY 2027	Total FY 2024-2027
FTA 5307	-	1,440	1,665	1,665	1,665	6,435
FTA 5310	-	-	-	-	316	316
FTA 5311	-	-	-	-	-	-
FTA 5337	-	-	-	-	-	-
FTA 5339	-	216	3,820	674	938	5,648
Flexible STP	-	-	-	-	-	-
CMAQ	-	-	-	-	-	-
RSTP	-	-	-	-	-	-
Other Federal	-	-	-	-	-	-
State	-	1,162	1,431	774	827	4,194
Local	-	956	1,117	959	1,051	4,083
Revenues	-	394	394	394	394	1,576
<b>Total</b>	-	4,168	8,427	4,466	5,191	22,252

VIRGINIA DEPARTMENT OF RAIL AND PUBLIC TRANSPORTATION  
STATEWIDE TRANSPORTATION  
IMPROVEMENT PROGRAM SUMMARY  
TRANSIT COSTS (in \$1,000)

FY2024 - FY2027

Winchester MPO	Previous Funding	FY 2024	FY 2025	FY 2026	FY 2027	Total FY 2024-2027
FTA 5307	-	7,227	892	292	272	8,683
FTA 5310	297	244	551	590	571	1,956
FTA 5311	-	-	-	-	-	-
FTA 5337	-	-	-	-	-	-
FTA 5339	-	-	-	-	-	-
Flexible STP	-	-	-	-	-	-
RSTP	-	-	-	-	-	-
Other Federal	-	-	-	-	-	-
State	185	1,506	272	205	210	2,193
Local	69	391	234	169	161	955
Revenues	-	-	-	-	-	-
<b>Total</b>	<b>551</b>	<b>9,368</b>	<b>1,949</b>	<b>1,256</b>	<b>1,214</b>	<b>13,787</b>

All MPOs	Previous Funding	FY 2024	FY 2025	FY 2026	FY 2027	Total FY 2024-2027
FTA 5307	71,442	144,128	78,807	68,372	58,442	349,749
FTA 5307(h)	-	-	-	-	-	-
FTA 5309	282	-	-	-	-	-
FTA 5310	2,146	4,238	2,706	2,752	3,117	12,813
FTA 5311	4,727	5,668	5,972	6,369	5,883	23,892
FTA 5329	-	-	-	-	-	-
FTA 5337	47,133	9,921	9,074	7,822	5,747	32,564
FTA 5339	13,500	7,539	11,360	6,016	5,884	30,799
Federal Stimulus	2,444	756	-	-	-	756
FTA ADTAP	-	-	-	-	-	-
FTA Adjustment	-	-	-	-	-	-
Flexible STP	5,681	1,251	-	-	375	1,626
CMAQ	54,407	29,723	15,738	47,948	5,759	99,168
RSTP	78,666	20,412	19,676	18,480	2,753	61,321
Other Federal	65,218	38,054	63,065	1,617	2,370	105,106
State	238,225	192,602	396,289	433,717	784,064	1,806,672
Local	340,537	74,311	73,830	60,049	327,035	535,225
Revenues	3,341	7,588	7,411	7,554	8,167	30,720
<b>Total</b>	<b>927,749</b>	<b>536,191</b>	<b>683,928</b>	<b>660,696</b>	<b>1,209,596</b>	<b>3,090,411</b>

Rurals and Statewide (Non-MPO)	Previous Funding	FY 2024	FY 2025	FY 2026	FY 2027	Total FY 2024-2027
FTA 5310	-	1,890	1,890	1,890	1,890	7,560
FTA 5311	-	39,358	39,358	39,358	39,358	157,431
FTA 5339	-	-	-	-	-	-
FTA ADTAP	-	1,784	1,784	1,784	1,784	7,137
FTA RTAP	-	386	386	386	386	1,544
FTA 5329	-	529	529	529	529	2,116
State	-	3,025	3,025	3,025	3,025	12,099
Local	-	24,433	24,433	24,433	24,433	97,731
Local-in-Kind	-	5,418	5,418	5,418	5,418	21,672
Revenues	-	-	-	-	-	-
<b>Total</b>	<b>-</b>	<b>76,822</b>	<b>76,822</b>	<b>76,822</b>	<b>76,822</b>	<b>307,289</b>

This page intentionally left blank

---

VIRGINIA DEPARTMENT OF RAIL AND PUBLIC TRANSPORTATION  
 STATEWIDE TRANSPORTATION  
 IMPROVEMENT PROGRAM SUMMARY  
 TRANSIT COSTS (in \$1,000)

FY2024 - FY2027

	Previous Funding	FY 2024	FY 2025	FY 2026	FY 2027	Total FY 2024-2027	
<b>BRISTOL METROPOLITAN PLANNING ORGANIZATION</b>							
STIP ID:	<b>BVT-G1</b>	Title: Transit System Preservation		Recipient:		<b>Bristol Virginia Transit</b>	
FTA 5307	226	-	-	-	-	FTA 5307	-
State	92	95	95	95	-	State	<b>285</b>
Local	45	45	45	45	-	Local	<b>135</b>
<b>Year Total:</b>	<b>363</b>	<b>140</b>	<b>140</b>	<b>140</b>	-	<b>Total Funds:</b>	<b>420</b>
Description:							
STIP ID:	<b>BVT-G3</b>	Title: Transit Vehicles and Equipment		Recipient:		<b>Bristol Virginia Transit</b>	
FTA 5307	78	58	144	100	-	FTA 5307	<b>302</b>
State	16	12	29	20	-	State	<b>61</b>
Local	4	3	7	5	-	Local	<b>15</b>
<b>Year Total:</b>	<b>98</b>	<b>73</b>	<b>180</b>	<b>125</b>	-	<b>Total Funds:</b>	<b>378</b>
Description:							
STIP ID:	<b>DIST3-G1</b>	Title: Transit System Preservation - Mount		Recipient:		<b>District Three Governmental Cooperative</b>	
FTA 5307	134	-	-	-	-	FTA 5307	-
State	53	-	-	-	-	State	-
Local	79	-	-	-	-	Local	-
<b>Year Total:</b>	<b>266</b>	-	-	-	-	<b>Total Funds:</b>	-
Description:							
<b>City of Bristol</b>	Previous Funding	FY 2024	FY 2025	FY 2026	FY 2027	Total FY 2024-2027	
FTA 5307	304	58	144	100	-	FTA 5307	302
FTA 5310	-	-	-	-	-	FTA 5310	-
FTA 5311	-	-	-	-	-	FTA 5311	-
FTA 5337	-	-	-	-	-	FTA 5337	-
FTA 5339	-	-	-	-	-	FTA 5339	-
FTA ADTAP	-	-	-	-	-	FTA ADTAP	-
Flexible STP	-	-	-	-	-	Flexible STP	-
RSTP	-	-	-	-	-	RSTP	-
Other Federal	-	-	-	-	-	Other Federal	-
State	108	107	124	115	-	State	346
Local	49	48	52	50	-	Local	150
Revenues	-	-	-	-	-	Revenues	-
<b>Totals</b>	<b>461</b>	<b>213</b>	<b>320</b>	<b>265</b>	-		<b>798</b>
<b>District Three Governmental Cooperative</b>							
	Previous Funding	FY 2024	FY 2025	FY 2026	FY 2027	Total FY 2024-2027	
FTA 5307	134	-	-	-	-	FTA 5307	-
FTA 5310	-	-	-	-	-	FTA 5310	-
FTA 5311	-	-	-	-	-	FTA 5311	-
FTA 5337	-	-	-	-	-	FTA 5337	-
FTA 5339	-	-	-	-	-	FTA 5339	-
FTA ADTAP	-	-	-	-	-	FTA ADTAP	-
Flexible STP	-	-	-	-	-	Flexible STP	-
RSTP	-	-	-	-	-	RSTP	-
Other Federal	-	-	-	-	-	Other Federal	-
State	53	-	-	-	-	State	-
Local	79	-	-	-	-	Local	-
Revenues	-	-	-	-	-	Revenues	-
<b>Totals</b>	<b>266</b>	-	-	-	-		-

VIRGINIA DEPARTMENT OF RAIL AND PUBLIC TRANSPORTATION  
STATEWIDE TRANSPORTATION  
IMPROVEMENT PROGRAM SUMMARY  
TRANSIT COSTS (in \$1,000)

FY2024 - FY2027

	Previous Funding	FY 2024	FY 2025	FY 2026	FY 2027	Total FY 2024-2027
<b>Bristol MPO</b>	Previous Funding	FY 2024	FY 2025	FY 2026	FY 2027	Total FY 2024-2027
FTA 5307	438	58	144	100	-	FTA 5307 <b>302</b>
FTA 5310	-	-	-	-	-	FTA 5310 -
FTA 5311	-	-	-	-	-	FTA 5311 -
FTA 5337	-	-	-	-	-	FTA 5337 -
FTA 5339	-	-	-	-	-	FTA 5339 -
FTA ADTAP	-	-	-	-	-	FTA ADTAP -
Flexible STP	-	-	-	-	-	Flexible STP -
RSTP	-	-	-	-	-	RSTP -
Other Federal	-	-	-	-	-	Other Federal -
State	161	107	124	115	-	State <b>346</b>
Local	128	48	52	50	-	Local <b>150</b>
Revenues	-	-	-	-	-	Revenues -
<b>Totals</b>	<b>727</b>	<b>213</b>	<b>320</b>	<b>265</b>	-	<b>798</b>

VIRGINIA DEPARTMENT OF RAIL AND PUBLIC TRANSPORTATION  
STATEWIDE TRANSPORTATION  
IMPROVEMENT PROGRAM SUMMARY  
TRANSIT COSTS (in \$1,000)

FY2024 - FY2027

	Previous Funding	FY 2024	FY 2025	FY 2026	FY 2027	Total FY 2024-2027	
<b>CENTRAL VIRGINIA TRANSPORTATION PLANNING ORGANIZATION</b>							
STIP ID:	<b>GLTC001</b>	Title: Trolley Replacement		Recipient: <b>Greater Lynchburg Transit Company</b>			
FTA 5339	-	-	520	-	-	FTA 5339	<b>520</b>
State	-	-	65	-	-	State	<b>65</b>
Local	-	-	65	-	-	Local	<b>65</b>
<b>Year Total:</b>	-	-	<b>650</b>	-	-	<b>Total Funds:</b>	<b>650</b>
Description:							
STIP ID:	<b>GLTC002</b>	Title: ADA Accessible Minivans (Microtran)		Recipient: <b>Greater Lynchburg Transit Company</b>			
FTA 5339	-	-	180	-	-	FTA 5339	<b>180</b>
State	-	-	22	-	-	State	<b>22</b>
Local	-	-	22	-	-	Local	<b>22</b>
<b>Year Total:</b>	-	-	<b>224</b>	-	-	<b>Total Funds:</b>	<b>224</b>
Description:							
STIP ID:	<b>GLTC003</b>	Title: Shelter Replacement		Recipient: <b>Greater Lynchburg Transit Company</b>			
FTA 5339	-	-	50	-	-	FTA 5339	<b>50</b>
State	-	-	6	-	-	State	<b>6</b>
Local	-	-	6	-	-	Local	<b>6</b>
<b>Year Total:</b>	-	-	<b>62</b>	-	-	<b>Total Funds:</b>	<b>62</b>
Description:							
STIP ID:	<b>GLTC004</b>	Title: Support Vehicle Replacements		Recipient: <b>Greater Lynchburg Transit Company</b>			
FTA 5307	-	-	40	-	-	FTA 5307	<b>40</b>
State	-	-	5	-	-	State	<b>5</b>
Local	-	-	5	-	-	Local	<b>5</b>
<b>Year Total:</b>	-	-	<b>50</b>	-	-	<b>Total Funds:</b>	<b>50</b>
Description:							
STIP ID:	<b>GLTC0005</b>	Title: IT Hardware		Recipient: <b>Greater Lynchburg Transit Company</b>			
FTA 5307	-	-	40	-	-	FTA 5307	<b>40</b>
State	-	-	5	-	-	State	<b>5</b>
Local	-	-	5	-	-	Local	<b>5</b>
<b>Year Total:</b>	-	-	<b>50</b>	-	-	<b>Total Funds:</b>	<b>50</b>
Description:							
STIP ID:	<b>GLTC0006</b>	Title: IT Software Replacement		Recipient: <b>Greater Lynchburg Transit Company</b>			
FTA 5307	-	-	25	-	-	FTA 5307	<b>25</b>
State	-	-	3	-	-	State	<b>3</b>
Local	-	-	3	-	-	Local	<b>3</b>
<b>Year Total:</b>	-	-	<b>31</b>	-	-	<b>Total Funds:</b>	<b>31</b>
Description:							



VIRGINIA DEPARTMENT OF RAIL AND PUBLIC TRANSPORTATION  
STATEWIDE TRANSPORTATION  
IMPROVEMENT PROGRAM SUMMARY  
TRANSIT COSTS (in \$1,000)

FY2024 - FY2027

	Previous Funding	FY 2024	FY 2025	FY 2026	FY 2027	Total FY 2024-2027	
<b>CENTRAL VIRGINIA TRANSPORTATION PLANNING ORGANIZATION</b>							
STIP ID:	<b>GLTC0007</b>	Title: HVAC Hardware/Software Updates		Recipient:		<b>Greater Lynchburg Transit Company</b>	
FTA 5307	-	-	40	-	-	FTA 5307	<b>40</b>
State	-	-	10	-	-	State	<b>10</b>
Local	-	-	10	-	-	Local	<b>10</b>
<b>Year Total:</b>	-	-	<b>60</b>	-	-	<b>Total Funds:</b>	<b>60</b>
Description:							
STIP ID:	<b>GLTC0008</b>	Title: Kemper Street Bus Bay Expansion E		Recipient:		<b>Greater Lynchburg Transit Company</b>	
FTA 5339	-	-	18	-	-	FTA 5339	<b>18</b>
State	-	-	2	-	-	State	<b>2</b>
Local	-	-	2	-	-	Local	<b>2</b>
<b>Year Total:</b>	-	-	<b>22</b>	-	-	<b>Total Funds:</b>	<b>22</b>
Description:							
STIP ID:	<b>GLTC0009</b>	Title: 3 Replacement 35' Buses		Recipient:		<b>Greater Lynchburg Transit Company</b>	
FTA 5339	-	-	-	178	-	FTA 5339	<b>178</b>
State	-	-	-	22	-	State	<b>22</b>
Local	-	-	-	22	-	Local	<b>22</b>
<b>Year Total:</b>	-	-	-	<b>222</b>	-	<b>Total Funds:</b>	<b>222</b>
Description:							
STIP ID:	<b>GLTC0010</b>	Title: 3 Replacement 35' Buses		Recipient:		<b>Greater Lynchburg Transit Company</b>	
FTA 5339	-	-	-	2,000	-	FTA 5339	<b>2,000</b>
State	-	-	-	250	-	State	<b>250</b>
Local	-	-	-	250	-	Local	<b>250</b>
<b>Year Total:</b>	-	-	-	<b>2,500</b>	-	<b>Total Funds:</b>	<b>2,500</b>
Description:							
STIP ID:	<b>GLTC0011</b>	Title: Support Vehicle Replacements		Recipient:		<b>Greater Lynchburg Transit Company</b>	
FTA 5339	-	-	-	109	-	FTA 5339	<b>109</b>
State	-	-	-	14	-	State	<b>14</b>
Local	-	-	-	14	-	Local	<b>14</b>
<b>Year Total:</b>	-	-	-	<b>137</b>	-	<b>Total Funds:</b>	<b>137</b>
Description:							
STIP ID:	<b>GLTC0012</b>	Title: Radio System Equipment Replaceme		Recipient:		<b>Greater Lynchburg Transit Company</b>	
FTA 5307	-	-	-	496	-	FTA 5307	<b>496</b>
State	-	-	-	62	-	State	<b>62</b>
Local	-	-	-	62	-	Local	<b>62</b>
<b>Year Total:</b>	-	-	-	<b>620</b>	-	<b>Total Funds:</b>	<b>620</b>
Description:							
STIP ID:	<b>GLTC0013</b>	Title: Replacement and Upgrade of Security		Recipient:		<b>Greater Lynchburg Transit Company</b>	
FTA 5307	-	-	-	120	-	FTA 5307	<b>120</b>
State	-	-	-	15	-	State	<b>15</b>
Local	-	-	-	15	-	Local	<b>15</b>
<b>Year Total:</b>	-	-	-	<b>150</b>	-	<b>Total Funds:</b>	<b>150</b>
Description:							
STIP ID:	<b>GLTC0014</b>	Title: 3 Replacement BOC's		Recipient:		<b>Greater Lynchburg Transit Company</b>	
FTA 5307	-	-	-	288	-	FTA 5307	<b>288</b>
State	-	-	-	36	-	State	<b>36</b>
Local	-	-	-	36	-	Local	<b>36</b>
<b>Year Total:</b>	-	-	-	<b>360</b>	-	<b>Total Funds:</b>	<b>360</b>
Description:							
STIP ID:	<b>GLTC0015</b>	Title: Replacement of Maintenance Truck		Recipient:		<b>Greater Lynchburg Transit Company</b>	
FTA 5307	-	-	-	60	-	FTA 5307	<b>60</b>
State	-	-	-	7	-	State	<b>7</b>
Local	-	-	-	7	-	Local	<b>7</b>
<b>Year Total:</b>	-	-	-	<b>74</b>	-	<b>Total Funds:</b>	<b>74</b>
Description:							
STIP ID:	<b>GLTC0016</b>	Title: IT Software Replacements		Recipient:		<b>Greater Lynchburg Transit Company</b>	
FTA 5339	-	-	-	-	48	FTA 5339	<b>48</b>
State	-	-	-	-	6	State	<b>6</b>
Local	-	-	-	-	6	Local	<b>6</b>
<b>Year Total:</b>	-	-	-	-	<b>60</b>	<b>Total Funds:</b>	<b>60</b>

VIRGINIA DEPARTMENT OF RAIL AND PUBLIC TRANSPORTATION  
 STATEWIDE TRANSPORTATION  
 IMPROVEMENT PROGRAM SUMMARY  
 TRANSIT COSTS (in \$1,000)

FY2024 - FY2027

	Previous Funding	FY 2024	FY 2025	FY 2026	FY 2027	Total FY 2024-2027	
<b>CENTRAL VIRGINIA TRANSPORTATION PLANNING ORGANIZATION</b>							
Description:							
STIP ID:	<b>GLTC0017</b>	Title: IT Software Replacements		Recipient:		<b>Greater Lynchburg Transit Company</b>	
FTA 5339	-	-	-	-	48	FTA 5339	48
State	-	-	-	-	6	State	6
Local	-	-	-	-	6	Local	6
<b>Year Total:</b>	-	-	-	-	<b>60</b>	<b>Total Funds:</b>	<b>60</b>
Description:							
STIP ID:	<b>GLTC0018</b>	Title: 4 Replacement BOC's		Recipient:		<b>Greater Lynchburg Transit Company</b>	
FTA 5339	-	-	-	-	384	FTA 5339	384
State	-	-	-	-	48	State	48
Local	-	-	-	-	48	Local	48
<b>Year Total:</b>	-	-	-	-	<b>480</b>	<b>Total Funds:</b>	<b>480</b>
Description:							
STIP ID:	<b>GLTC0019</b>	Title: Support Vehicle Replacements		Recipient:		<b>Greater Lynchburg Transit Company</b>	
FTA 5339	-	-	-	-	116	FTA 5339	116
State	-	-	-	-	14	State	14
Local	-	-	-	-	14	Local	14
<b>Year Total:</b>	-	-	-	-	<b>144</b>	<b>Total Funds:</b>	<b>144</b>
Description:							
STIP ID:	<b>GLTC0020</b>	Title: Replacement of Stop Signage		Recipient:		<b>Greater Lynchburg Transit Company</b>	
FTA 5339	-	-	-	-	84	FTA 5339	84
State	-	-	-	-	10	State	10
Local	-	-	-	-	10	Local	10
<b>Year Total:</b>	-	-	-	-	<b>104</b>	<b>Total Funds:</b>	<b>104</b>
Description:							
STIP ID:	<b>GLTC0021</b>	Title: Addition of Solar Lighting and eink D		Recipient:		<b>Greater Lynchburg Transit Company</b>	
FTA 5307	-	-	-	-	81	FTA 5307	81
State	-	-	-	-	10	State	10
Local	-	-	-	-	10	Local	10
<b>Year Total:</b>	-	-	-	-	<b>101</b>	<b>Total Funds:</b>	<b>101</b>
Description:							
STIP ID:	<b>GLTC0022</b>	Title: Property & Facilities - Construction		Recipient:		<b>Greater Lynchburg Transit Company</b>	
FTA 5339	-	-	-	-	460	FTA 5339	460
State	-	-	-	-	57	State	57
Local	-	-	-	-	57	Local	57
<b>Year Total:</b>	-	-	-	-	<b>574</b>	<b>Total Funds:</b>	<b>574</b>
Description:							
STIP ID:	<b>GLTC0023</b>	Title: Forklift Replacement		Recipient:		<b>Greater Lynchburg Transit Company</b>	
FTA 5307	-	-	-	-	52	FTA 5307	52
State	-	-	-	-	6	State	6
Local	-	-	-	-	6	Local	6
<b>Year Total:</b>	-	-	-	-	<b>64</b>	<b>Total Funds:</b>	<b>64</b>
Description:							
STIP ID:	<b>GLTC0024</b>	Title: Replacement of Maintenance Truck		Recipient:		<b>Greater Lynchburg Transit Company</b>	
FTA 5339	-	-	-	-	60	FTA 5339	60
State	-	-	-	-	7	State	7
Local	-	-	-	-	7	Local	7
<b>Year Total:</b>	-	-	-	-	<b>74</b>	<b>Total Funds:</b>	<b>74</b>
Description:							
STIP ID:	<b>CVACL01</b>	Title: Paratransit Vehicles		Recipient:		<b>Central Va Alliance for Community Living (CVACL)</b>	
FTA 5310	-	108	108	108	108	FTA 5310	432
State	-	-	-	-	-	State	-
Local	-	27	27	27	27	Local	108
<b>Year Total:</b>	-	<b>135</b>	<b>135</b>	<b>135</b>	<b>135</b>	<b>Total Funds:</b>	<b>540</b>
Description:							
STIP ID:	<b>CVACL02</b>	Title: Operating Assistance		Recipient:		<b>Central Va Alliance for Community Living (CVACL)</b>	
FTA 5310	-	46	46	46	46	FTA 5310	184
State	-	37	37	37	37	State	148
Local	-	9	9	9	9	Local	36
<b>Year Total:</b>	-	<b>92</b>	<b>92</b>	<b>92</b>	<b>92</b>	<b>Total Funds:</b>	<b>368</b>
Description:							

VIRGINIA DEPARTMENT OF RAIL AND PUBLIC TRANSPORTATION  
STATEWIDE TRANSPORTATION  
IMPROVEMENT PROGRAM SUMMARY  
TRANSIT COSTS (in \$1,000)

**FY2024 - FY2027**

	Previous Funding	FY 2024	FY 2025	FY 2026	FY 2027	Total FY 2024-2027	
<b>CENTRAL VIRGINIA TRANSPORTATION PLANNING ORGANIZATION</b>							
<b>Greater Lynchburg Transit Company</b>	Previous Funding	FY 2024	FY 2025	FY 2026	FY 2027	Total FY 2024-2027	
FTA 5307	-	-	145	964	133	FTA 5307	1,242
FTA 5310	-	-	-	-	-	FTA 5310	-
FTA 5311	-	-	-	-	-	FTA 5311	-
FTA 5337	-	-	-	-	-	FTA 5337	-
FTA 5339	-	-	768	2,287	1,200	FTA 5339	4,255
FTA Adjustment	-	-	-	-	-	FTA Adjustment	-
Flexible STP	-	-	-	-	-	Flexible STP	-
RSTP	-	-	-	-	-	RSTP	-
Other Federal	-	-	-	-	-	Other Federal	-
State	-	-	118	406	164	State	688
Local	-	-	118	406	164	Local	688
Revenues	-	-	-	-	-	Revenues	-
<b>Totals</b>	-	-	<b>1,149</b>	<b>4,063</b>	<b>1,661</b>		<b>6,873</b>
<b>Human Service Transportation Providers</b>							
	Previous Funding	FY 2024	FY 2025	FY 2026	FY 2027	Total FY 2024-2027	
FTA 5307	-	-	-	-	-	FTA 5307	-
FTA 5310	-	154	154	154	154	FTA 5310	616
FTA 5311	-	-	-	-	-	FTA 5311	-
FTA 5337	-	-	-	-	-	FTA 5337	-
FTA 5339	-	-	-	-	-	FTA 5339	-
Flexible STP	-	-	-	-	-	Flexible STP	-
RSTP	-	-	-	-	-	RSTP	-
Other Federal	-	-	-	-	-	Other Federal	-
State	-	37	37	37	37	State	148
Local	-	36	36	36	36	Local	144
Revenues	-	-	-	-	-	Revenues	-
<b>Totals</b>	-	<b>227</b>	<b>227</b>	<b>227</b>	<b>227</b>		<b>908</b>
<b>Central VA TPO</b>							
	Previous Funding	FY 2024	FY 2025	FY 2026	FY 2027	Total FY 2024-2027	
FTA 5307	-	-	145	964	133	FTA 5307	1,242
FTA 5310	-	154	154	154	154	FTA 5310	616
FTA 5311	-	-	-	-	-	FTA 5311	-
FTA 5337	-	-	-	-	-	FTA 5337	-
FTA 5339	-	-	768	2,287	1,200	FTA 5339	4,255
FTA Adjustment	-	-	-	-	-	FTA Adjustment	-
Flexible STP	-	-	-	-	-	Flexible STP	-
RSTP	-	-	-	-	-	RSTP	-
Other Federal	-	-	-	-	-	Other Federal	-
State	-	37	155	443	201	State	836
Local	-	36	154	442	200	Local	832
Revenues	-	-	-	-	-	Revenues	-
<b>Totals</b>	-	<b>227</b>	<b>1,376</b>	<b>4,290</b>	<b>1,888</b>		<b>7,781</b>

VIRGINIA DEPARTMENT OF RAIL AND PUBLIC TRANSPORTATION  
STATEWIDE TRANSPORTATION  
IMPROVEMENT PROGRAM SUMMARY  
TRANSIT COSTS (in \$1,000)

FY2024 - FY2027

	Previous Funding	FY 2024	FY 2025	FY 2026	FY 2027	Total FY 2024-2027	
<b>CHARLOTTESVILLE- ALBEMARLE METROPOLITAN PLANNING ORGANIZATION</b>							
STIP ID:	<b>CAT0001</b>	Title: Operating Assistance		Recipient:		<b>Charlottesville Area Transit</b>	
FTA 5307	4,453	4,462	4,209	4,514	3,043	FTA 5307	16,228
State	3,231	3,105	2,972	2,839	2,896	State	11,812
Local	3,514	4,125	5,252	5,325	6,525	Local	21,227
Revenues	107	110	112	115	585	Revenues	922
<b>Year Total:</b>	<b>11,305</b>	<b>11,802</b>	<b>12,545</b>	<b>12,793</b>	<b>13,049</b>	<b>Total Funds:</b>	<b>50,189</b>
Description:							
STIP ID:	<b>CAT0002</b>	Title: Expansion Rolling Stock		Recipient:		<b>Charlottesville Area Transit</b>	
FTA 5339	519	621	984	577		FTA 5339	2,182
State	1,262	1,508	2,389	1,401		State	5,298
Local	74	89	140	82		Local	311
<b>Year Total:</b>	<b>1,855</b>	<b>2,218</b>	<b>3,513</b>	<b>2,060</b>	-	<b>Total Funds:</b>	<b>7,791</b>
Description:							
STIP ID:	<b>CAT0003</b>	Title: Replacement - Rolling Stock		Recipient:		<b>Charlottesville Area Transit</b>	
FTA 5339	898	1,058	517	577		FTA 5339	2,152
State	2,180	2,571	1,255	1,401		State	5,227
Local	128	151	74	82		Local	307
<b>Year Total:</b>	<b>3,206</b>	<b>3,780</b>	<b>1,846</b>	<b>2,060</b>	-	<b>Total Funds:</b>	<b>7,686</b>
Description:							
STIP ID:	<b>CAT0007</b>	Title: Passenger Shelters		Recipient:		<b>Charlottesville Area Transit</b>	
FTA 5339	-	64	26	26	26	FTA 5339	142
State	-	156	62	62	62	State	342
Local	-	9	4	4	4	Local	21
<b>Year Total:</b>	-	<b>229</b>	<b>92</b>	<b>92</b>	<b>92</b>	<b>Total Funds:</b>	<b>505</b>
Description:							
STIP ID:	<b>CAT0009</b>	Title: Purchase Support Vehicles		Recipient:		<b>Charlottesville Area Transit</b>	
FTA 5339	25	14	-	28	-	FTA 5339	42
State	61	34	-	68	-	State	102
Local	4	2	-	4	-	Local	6
<b>Year Total:</b>	<b>90</b>	<b>50</b>	-	<b>100</b>	-	<b>Total Funds:</b>	<b>150</b>
Description:							
STIP ID:	<b>CAT0011</b>	Title: Purchase Shop Equipment		Recipient:		<b>Charlottesville Area Transit</b>	
FTA 5339	98	63	-	-	-	FTA 5339	63
State	238	153	-	-	-	State	153
Local	14	9	-	-	-	Local	9
<b>Year Total:</b>	<b>350</b>	<b>225</b>	-	-	-	<b>Total Funds:</b>	<b>225</b>
Description:							
STIP ID:	<b>CAT0012</b>	Title: Purchase Vehicle Locator System		Recipient:		<b>Charlottesville Area Transit</b>	
FTA 5339	-	154	-	-	-	FTA 5339	154
State	-	374	-	-	-	State	374
Local	-	22	-	-	-	Local	22
<b>Year Total:</b>	-	<b>550</b>	-	-	-	<b>Total Funds:</b>	<b>550</b>
Description:							
STIP ID:	<b>CAT0014</b>	Title: Purchase Misc Equipment		Recipient:		<b>Charlottesville Area Transit</b>	
FTA 5339	70	4	3	1	1	FTA 5339	9
State	171	10	7	3	3	State	23
Local	10	1	-	-	-	Local	1
<b>Year Total:</b>	<b>251</b>	<b>15</b>	<b>10</b>	<b>4</b>	<b>4</b>	<b>Total Funds:</b>	<b>33</b>
Description:							
STIP ID:	<b>CAT0017</b>	Title: Purchase Surveillance/Security		Recipient:		<b>Charlottesville Area Transit</b>	
FTA 5339	55	6	-	56	-	FTA 5339	62
State	135	14	-	136	-	State	150
Local	-	-	-	-	-	Local	-
<b>Year Total:</b>	<b>190</b>	<b>20</b>	-	<b>192</b>	-	<b>Total Funds:</b>	<b>212</b>
Description:							
STIP ID:	<b>CAT0020</b>	Title: Purchase Transit Radio System		Recipient:		<b>Charlottesville Area Transit</b>	
FTA 5339	-	-	-	-	-	FTA 5339	-
State	35	-	-	-	-	State	-
Local	183	-	-	-	-	Local	-
<b>Year Total:</b>	<b>218</b>	-	-	-	-	<b>Total Funds:</b>	-
Description:							

VIRGINIA DEPARTMENT OF RAIL AND PUBLIC TRANSPORTATION  
STATEWIDE TRANSPORTATION  
IMPROVEMENT PROGRAM SUMMARY  
TRANSIT COSTS (in \$1,000)

FY2024 - FY2027

	Previous Funding	FY 2024	FY 2025	FY 2026	FY 2027	Total FY 2024-2027
<b>CHARLOTTEVILLE- ALBEMARLE METROPOLITAN PLANNING ORGANIZATION</b>						
STIP ID:	<b>TJPC1</b>	Title: Governance Study		Recipient: <b>Thomas Jefferson PDC</b>		
FTA 5304	-	49	-	-	-	FTA 5304 <b>49</b>
FTA 5311	-	-	-	-	-	FTA 5311 <b>-</b>
State	-	-	-	-	-	State <b>-</b>
Local	-	26	-	-	-	Local <b>26</b>
<b>Year Total:</b>	-	<b>75</b>	-	-	-	<b>Total Funds: 75</b>
Description:						
STIP ID:	<b>TJPC2</b>	Title: Mobility Management		Recipient: <b>Thomas Jefferson PDC</b>		
FTA 5310	-	103	143	149	178	FTA 5310 <b>613</b>
State	-	21	33	34	36	State <b>124</b>
Local	-	5	8	8	9	Local <b>30</b>
<b>Year Total:</b>	-	<b>129</b>	<b>204</b>	<b>211</b>	<b>223</b>	<b>Total Funds: 767</b>
Description:						
STIP ID:	<b>JNT0001</b>	Title: Operating Assistance		Recipient: <b>JAUNT, Inc.</b>		
FTA 5307	957	952	962	971	981	FTA 5307 <b>3,866</b>
FTA 5311	2,455	2,641	2,667	2,694	2,721	FTA 5311 <b>10,723</b>
Federal Stimulus	600	-	-	-	-	Federal Stimulus <b>-</b>
Other Federal	68	-	-	-	-	Other Federal <b>-</b>
State	2,552	1,162	1,174	1,185	1,197	State <b>4,718</b>
Local	4,632	6,276	6,527	6,788	7,060	Local <b>26,651</b>
Revenues	590	396	297	309	321	Revenues <b>1,323</b>
<b>Year Total:</b>	<b>11,854</b>	<b>11,427</b>	<b>11,627</b>	<b>11,947</b>	<b>12,280</b>	<b>Total Funds: 47,281</b>
Description:						
STIP ID:	<b>JNT0002</b>	Title: Replacement Rolling Stock		Recipient: <b>JAUNT, Inc.</b>		
FTA 5311	1,576	956	914	923	960	FTA 5311 <b>3,753</b>
FTA 5339	-	-	-	-	-	FTA 5339 <b>-</b>
Other Federal	-	-	-	-	-	Other Federal <b>-</b>
State	520	315	302	305	317	State <b>1,239</b>
Local	1,154	700	669	676	703	Local <b>2,748</b>
<b>Year Total:</b>	<b>3,250</b>	<b>1,971</b>	<b>1,885</b>	<b>1,904</b>	<b>1,980</b>	<b>Total Funds: 7,740</b>
Description:						
STIP ID:	<b>JNT0006</b>	Title: ADP Hardware		Recipient: <b>JAUNT, Inc.</b>		
FTA 5311	139	99	115	43	38	FTA 5311 <b>295</b>
State	46	33	38	14	12	State <b>97</b>
Local	102	72	84	32	28	Local <b>216</b>
<b>Year Total:</b>	<b>287</b>	<b>204</b>	<b>237</b>	<b>89</b>	<b>78</b>	<b>Total Funds: 608</b>
Description:						
STIP ID:	<b>JNT0009</b>	Title: ADP Software		Recipient: <b>JAUNT, Inc.</b>		
FTA 5311	-	320	455	27	11	FTA 5311 <b>813</b>
State	-	106	150	9	4	State <b>269</b>
Local	-	234	333	20	8	Local <b>595</b>
<b>Year Total:</b>	-	<b>660</b>	<b>938</b>	<b>56</b>	<b>23</b>	<b>Total Funds: 1,677</b>
Description:						
STIP ID:	<b>JNT0012</b>	Title: Rehab Renovation Facility		Recipient: <b>JAUNT, Inc.</b>		
FTA 5311	-	59	59	60	12	FTA 5311 <b>190</b>
State	-	19	20	20	4	State <b>63</b>
Local	-	43	43	44	9	Local <b>139</b>
<b>Year Total:</b>	-	<b>121</b>	<b>122</b>	<b>124</b>	<b>25</b>	<b>Total Funds: 392</b>
Description:						
STIP ID:	<b>JNT0013</b>	Title: Spare Parts/ACM Items		Recipient: <b>JAUNT, Inc.</b>		
FTA 5311	-	14	31	32	33	FTA 5311 <b>110</b>
State	-	4	10	11	11	State <b>36</b>
Local	-	10	22	23	24	Local <b>79</b>
<b>Year Total:</b>	-	<b>28</b>	<b>63</b>	<b>66</b>	<b>68</b>	<b>Total Funds: 225</b>
Description:						
STIP ID:	<b>JNT0015</b>	Title: Support Vehicles		Recipient: <b>JAUNT, Inc.</b>		
FTA 5311	-	15	41	44	-	FTA 5311 <b>100</b>
State	-	5	14	14	-	State <b>33</b>
Local	-	11	30	32	-	Local <b>73</b>
<b>Year Total:</b>	-	<b>31</b>	<b>85</b>	<b>90</b>	-	<b>Total Funds: 206</b>
Description:						

VIRGINIA DEPARTMENT OF RAIL AND PUBLIC TRANSPORTATION  
STATEWIDE TRANSPORTATION  
IMPROVEMENT PROGRAM SUMMARY  
TRANSIT COSTS (in \$1,000)

**FY2024 - FY2027**

	Previous Funding	FY 2024	FY 2025	FY 2026	FY 2027	Total FY 2024-2027	
<b>CHARLOTTESVILLE- ALBEMARLE METROPOLITAN PLANNING ORGANIZATION</b>							
<b>Charlottesville Transit</b>	Previous Funding	FY 2024	FY 2025	FY 2026	FY 2027	Total FY 2024-2027	
FTA 5307	4,453	4,462	4,209	4,514	3,043	FTA 5307	16,228
FTA 5310	-	103	163	169	178	FTA 5310	613
FTA 5311	-	-	-	-	-	FTA 5311	-
FTA 5337	-	-	-	-	-	FTA 5337	-
FTA 5339	1,665	1,984	1,530	1,265	27	FTA 5339	4,806
Flexible STP	-	-	-	-	-	Flexible STP	-
RSTP	-	-	-	-	-	RSTP	-
Other Federal	-	-	-	-	-	Other Federal	-
State	7,313	7,946	6,718	5,944	2,997	State	23,605
Local	3,927	4,439	5,478	5,505	6,538	Local	21,960
Revenues	107	110	112	115	585	Revenues	922
<b>Totals</b>	<b>17,465</b>	<b>19,044</b>	<b>18,210</b>	<b>17,512</b>	<b>13,368</b>		<b>68,134</b>
<b>JAUNT, Inc.</b>							
	Previous Funding	FY 2024	FY 2025	FY 2026	FY 2027	Total FY 2024-2027	
FTA 5307	957	952	962	971	981	FTA 5307	3,866
FTA 5310	-	-	-	-	-	FTA 5310	-
FTA 5311	4,170	4,104	4,282	3,823	3,775	FTA 5311	15,984
FTA 5337	-	-	-	-	-	FTA 5337	-
FTA 5339	-	-	-	-	-	FTA 5339	-
Federal Stimulus	600	-	-	-	-	Federal Stimulus	-
Flexible STP	-	-	-	-	-	Flexible STP	-
RSTP	-	-	-	-	-	RSTP	-
Other Federal	68	-	-	-	-	Other Federal	-
State	3,118	1,644	1,708	1,558	1,545	State	6,455
Local	5,888	7,346	7,708	7,615	7,832	Local	30,501
Revenues	590	396	297	309	321	Revenues	1,323
<b>Totals</b>	<b>15,391</b>	<b>14,442</b>	<b>14,957</b>	<b>14,276</b>	<b>14,454</b>		<b>58,129</b>
<b>Charlottesville MPO</b>							
	Previous Funding	FY 2024	FY 2025	FY 2026	FY 2027	Total FY 2024-2027	
FTA 5307	5,410	5,414	5,171	5,485	4,024	FTA 5307	<b>20,094</b>
FTA 5310	-	103	163	169	178	FTA 5310	<b>613</b>
FTA 5311	4,170	4,104	4,282	3,823	3,775	FTA 5311	<b>15,984</b>
FTA 5337	-	-	-	-	-	FTA 5337	-
FTA 5339	1,665	1,984	1,530	1,265	27	FTA 5339	<b>4,806</b>
FTA ADTAP	-	-	-	-	-	FTA ADTAP	-
Flexible STP	-	-	-	-	-	Flexible STP	-
RSTP	-	-	-	-	-	RSTP	-
Other Federal	68	-	-	-	-	Other Federal	-
State	10,431	9,590	8,426	7,502	4,542	State	<b>30,060</b>
Local	9,815	11,785	13,186	13,120	14,370	Local	<b>52,461</b>
Revenues	697	506	409	424	906	Revenues	<b>2,245</b>
<b>Totals</b>	<b>32,256</b>	<b>33,486</b>	<b>33,167</b>	<b>31,788</b>	<b>27,822</b>		<b>126,263</b>

VIRGINIA DEPARTMENT OF RAIL AND PUBLIC  
TRANSPORTATION STATEWIDE TRANSPORTATION  
IMPROVEMENT PROGRAM SUMMARY  
TRANSIT COSTS (in \$1,000)

FY2024 - FY2027

	Previous Funding	FY 2024	FY 2025	FY 2026	FY 2027	Total FY 2024-2027	
<b>FREDERICKSBURG AREA METROPOLITAN PLANNING ORGANIZATION</b>							
STIP ID:	<b>FRT0001</b>	Title: Operating Assistance			Recipient:	<b>Fredericksburg Transit (FRED)</b>	
FTA 5307	4,197	4,323	-	-	-	FTA 5307	<b>4,323</b>
State	775	798	-	-	-	State	<b>798</b>
Local	1,943	2,001	-	-	-	Local	<b>2,001</b>
Revenues	265	273	-	-	-	Revenues	<b>273</b>
<b>Year Total:</b>	<b>7,180</b>	<b>7,395</b>	-	-	-	<b>Total Funds:</b>	<b>7,395</b>
Description:							
STIP ID:	<b>FRT0002</b>	Title: Replacement Rolling Stock			Recipient:	<b>Fredericksburg Transit (FRED)</b>	
FTA 5307	300	300	-	-	-	FTA 5307	<b>300</b>
FTA 5339	-	-	-	-	-	FTA 5339	-
Flexible STP	167	167	-	-	-	Flexible STP	<b>167</b>
State	406	406	-	-	-	State	<b>406</b>
Local	24	24	-	-	-	Local	<b>24</b>
<b>Year Total:</b>	<b>897</b>	<b>897</b>	-	-	-	<b>Total Funds:</b>	<b>897</b>
Description:							
STIP ID:	<b>FRT0003</b>	Title: Bike Racks, ITS, or Misc Equipment			Recipient:	<b>Fredericksburg Transit (FRED)</b>	
Flexible STP	-	375	-	-	375	Flexible STP	<b>750</b>
State	-	75	-	-	75	State	<b>150</b>
Local	-	19	-	-	19	Local	<b>38</b>
<b>Year Total:</b>	-	<b>469</b>	-	-	<b>469</b>	<b>Total Funds:</b>	<b>938</b>
Description:							
STIP ID:	<b>FRT0004</b>	Title: Expansion Rolling Stock			Recipient:	<b>Fredericksburg Transit (FRED)</b>	
Flexible STP	199	305	-	-	-	Flexible STP	<b>305</b>
State	40	61	-	-	-	State	<b>61</b>
Local	10	15	-	-	-	Local	<b>15</b>
<b>Year Total:</b>	<b>249</b>	<b>381</b>	-	-	-	<b>Total Funds:</b>	<b>381</b>
Description:							
STIP ID:	<b>FRT0005</b>	Title: Bus Rehab/Renovation of			Recipient:	<b>Fredericksburg Transit (FRED)</b>	
Flexible STP	-	-	-	-	-	Flexible STP	-
State	-	-	-	-	-	State	-
Local	-	-	-	-	-	Local	-
<b>Year Total:</b>	-	-	-	-	-	<b>Total Funds:</b>	-
Description:							
STIP ID:	<b>FRT0007</b>	Title: Furniture and Fixtures			Recipient:	<b>Fredericksburg Transit (FRED)</b>	
Flexible STP	20	20	-	-	-	Flexible STP	<b>20</b>
State	-	-	-	-	-	State	-
Local	5	5	-	-	-	Local	<b>5</b>
<b>Year Total:</b>	<b>25</b>	<b>25</b>	-	-	-	<b>Total Funds:</b>	<b>25</b>
Description:							
STIP ID:	<b>FRT0009</b>	Title: Preventative Maintenance			Recipient:	<b>Fredericksburg Transit (FRED)</b>	
FTA 5307	207	20	-	-	-	FTA 5307	<b>20</b>
State	-	-	-	-	-	State	-
Local	-	5	-	-	-	Local	<b>5</b>
<b>Year Total:</b>	<b>207</b>	<b>25</b>	-	-	-	<b>Total Funds:</b>	<b>25</b>
Description:							

VIRGINIA DEPARTMENT OF RAIL AND PUBLIC  
TRANSPORTATION STATEWIDE TRANSPORTATION  
IMPROVEMENT PROGRAM SUMMARY  
TRANSIT COSTS (in \$1,000)

FY2024 - FY2027

	Previous Funding	FY 2024	FY 2025	FY 2026	FY 2027	Total FY 2024-2027	
<b>FREDERICKSBURG AREA METROPOLITAN PLANNING ORGANIZATION</b>							
STIP ID:	<b>FRT0010</b>	Title: Support Vehicles			Recipient:	<b>Fredericksburg Transit (FRED)</b>	
FTA 5307	40	-	-	-	-	FTA 5307	-
FTA 5339	-	-	-	-	-	FTA 5339	-
Flexible STP	-	-	-	-	-	Flexible STP	-
State	-	-	-	-	-	State	-
Local	9	-	-	-	-	Local	-
<b>Year Total:</b>	<b>49</b>	-	-	-	-	<b>Total Funds:</b>	-
Description:							
STIP ID:	<b>FRT0011</b>	Title: Spare Parts			Recipient:	<b>Fredericksburg Transit (FRED)</b>	
Flexible STP	272	272	-	-	-	Flexible STP	272
State	54	54	-	-	-	State	54
Local	14	14	-	-	-	Local	14
<b>Year Total:</b>	<b>340</b>	<b>340</b>	-	-	-	<b>Total Funds:</b>	<b>340</b>
Description:							
STIP ID:	<b>FRT0012</b>	Title: Security Equipment			Recipient:	<b>Fredericksburg Transit (FRED)</b>	
Flexible STP	-	-	-	-	-	Flexible STP	-
State	-	-	-	-	-	State	-
Local	-	-	-	-	-	Local	-
<b>Year Total:</b>	-	-	-	-	-	<b>Total Funds:</b>	-
Description:							
STIP ID:	<b>FRT0013</b>	Title: Computer Software			Recipient:	<b>Fredericksburg Transit (FRED)</b>	
Flexible STP	22	12	-	-	-	Flexible STP	12
State	4	2	-	-	-	State	2
Local	6	3	-	-	-	Local	3
<b>Year Total:</b>	<b>32</b>	<b>17</b>	-	-	-	<b>Total Funds:</b>	<b>17</b>
Description:							
STIP ID:	<b>FRT0014</b>	Title: Passenger Bus Shelters			Recipient:	<b>Fredericksburg Transit (FRED)</b>	
Flexible STP	41	41	-	-	-	Flexible STP	41
State	17	17	-	-	-	State	17
Local	2	2	-	-	-	Local	2
<b>Year Total:</b>	<b>60</b>	<b>60</b>	-	-	-	<b>Total Funds:</b>	<b>60</b>
Description:							
STIP ID:	<b>FRT0022</b>	Title: Fredericksburg Station Rehabilitation			Recipient:	<b>Fredericksburg Transit (FRED)</b>	
FTA 5337	7,704	-	-	-	-	FTA 5337	-
State	1,541	-	-	-	-	State	-
Local	385	-	-	-	-	Local	-
<b>Year Total:</b>	<b>9,630</b>	-	-	-	-	<b>Total Funds:</b>	-
Description:							
STIP ID:	<b>RAAA001</b>	Title: Operating Assistance			Recipient:	<b>Rappahannock Area Agency on Aging</b>	
FTA 5310	150	150	-	-	-	FTA 5310	150
State	120	120	-	-	-	State	120
Local	30	30	-	-	-	Local	30
Revenues	-	-	-	-	-	Revenues	-
<b>Year Total:</b>	<b>300</b>	<b>300</b>	-	-	-	<b>Total Funds:</b>	<b>300</b>
Description:							
STIP ID:	<b>RAAA002</b>	Title: Mobility Management			Recipient:	<b>Rappahannock Area Agency on Aging</b>	
FTA 5310	71	72	-	-	-	FTA 5310	72
State	14	14	-	-	-	State	14
Local	4	4	-	-	-	Local	4
Revenues	-	-	-	-	-	Revenues	-
<b>Year Total:</b>	<b>89</b>	<b>90</b>	-	-	-	<b>Total Funds:</b>	<b>90</b>
Description:							



VIRGINIA DEPARTMENT OF RAIL AND PUBLIC  
TRANSPORTATION STATEWIDE TRANSPORTATION  
IMPROVEMENT PROGRAM SUMMARY  
TRANSIT COSTS (in \$1,000)

FY2024 - FY2027

	Previous Funding	FY 2024	FY 2025	FY 2026	FY 2027	Total FY 2024-2027	
<b>FREDERICKSBURG AREA METROPOLITAN PLANNING ORGANIZATION</b>							
STIP ID:	<b>RAAA003</b>	Title: Paratransit Vehicles		Recipient:		<b>Rappahannock Area Agency on Aging</b>	
FTA 5310	312	312	-	-	-	FTA 5310	312
State	-	-	-	-	-	State	-
Local	78	78	-	-	-	Local	78
<b>Year Total:</b>	<b>390</b>	<b>390</b>	-	-	-	<b>Total Funds:</b>	<b>390</b>
Description:							
STIP ID:	<b>RACS001</b>	Title: Paratransit Vehicles		Recipient:		<b>Rappahannock Area CSB</b>	
FTA 5310	240	240	-	-	-	FTA 5310	240
State	-	-	-	-	-	State	-
Local	60	60	-	-	-	Local	60
<b>Year Total:</b>	<b>300</b>	<b>300</b>	-	-	-	<b>Total Funds:</b>	<b>300</b>
Description:							
<b>Fredericksburg Transit</b>							
	Previous Funding	FY 2024	FY 2025	FY 2026	FY 2027	Total FY 2024-2027	
FTA 5307	4,744	4,643	-	-	-	FTA 5307	4,643
FTA 5310	-	-	-	-	-	FTA 5310	-
FTA 5311	-	-	-	-	-	FTA 5311	-
FTA 5337	7,704	-	-	-	-	FTA 5337	-
FTA 5339	-	-	-	-	-	FTA 5339	-
Flexible STP	721	1,192	-	-	375	Flexible STP	1,567
RSTP	-	-	-	-	-	RSTP	-
Other Federal	-	-	-	-	-	Other Federal	-
State	2,837	1,413	-	-	75	State	1,488
Local	2,398	2,088	-	-	19	Local	2,107
Revenues	265	273	-	-	-	Revenues	273
<b>Totals</b>	<b>18,669</b>	<b>9,609</b>	-	-	<b>469</b>		<b>10,078</b>
<b>Human Service Transportation Providers</b>							
	Previous Funding	FY 2024	FY 2025	FY 2026	FY 2027	Total FY 2024-2027	
FTA 5307	-	-	-	-	-	FTA 5307	-
FTA 5310	773	774	-	-	-	FTA 5310	774
FTA 5311	-	-	-	-	-	FTA 5311	-
FTA 5337	-	-	-	-	-	FTA 5337	-
FTA 5339	-	-	-	-	-	FTA 5339	-
Flexible STP	-	-	-	-	-	Flexible STP	-
RSTP	-	-	-	-	-	RSTP	-
Other Federal	-	-	-	-	-	Other Federal	-
State	134	134	-	-	-	State	134
Local	172	172	-	-	-	Local	172
Revenues	-	-	-	-	-	Revenues	-
<b>Totals</b>	<b>1,079</b>	<b>1,080</b>	-	-	-		<b>1,080</b>
<b>Fredericksburg MPO</b>							
	Previous Funding	FY 2024	FY 2025	FY 2026	FY 2027	Total FY 2024-2027	
FTA 5307	4,744	4,643	-	-	-	FTA 5307	4,643
FTA 5310	773	774	-	-	-	FTA 5310	774
FTA 5311	-	-	-	-	-	FTA 5311	-
FTA 5337	7,704	-	-	-	-	FTA 5337	-
FTA 5339	-	-	-	-	-	FTA 5339	-
Flexible STP	721	1,192	-	-	375	Flexible STP	1,567
RSTP	-	-	-	-	-	RSTP	-
Other Federal	-	-	-	-	-	Other Federal	-
State	2,971	1,547	-	-	75	State	1,622
Local	2,570	2,260	-	-	19	Local	2,279
Revenues	265	273	-	-	-	Revenues	273
<b>Totals</b>	<b>19,748</b>	<b>10,689</b>	-	-	<b>469</b>		<b>11,158</b>

VIRGINIA DEPARTMENT OF RAIL AND PUBLIC TRANSPORTATION  
STATEWIDE TRANSPORTATION  
IMPROVEMENT PROGRAM SUMMARY  
TRANSIT COSTS (in \$1,000)

FY2024 - FY2027

	Previous Funding	FY 2024	FY 2025	FY 2026	FY 2027	Total FY 2024-2027	
<b>HAMPTON ROADS TRANSPORTATION PLANNING ORGANIZATION</b>							
STIP ID:	<b>HRT0003</b>	Title: Replacement Vans - Paratransit & TRAFFIX		Recipient:		<b>Hampton Roads Transit</b>	
FTA 5307	-	36	438	1,135	658	FTA 5307	<b>2,267</b>
FTA 5339	-	-	-	58	-	FTA 5339	<b>58</b>
State	-	87	1,063	2,895	1,598	State	<b>5,643</b>
Local	-	5	63	170	94	Local	<b>332</b>
<b>Year Total:</b>	-	<b>128</b>	<b>1,564</b>	<b>4,258</b>	<b>2,350</b>	<b>Total Funds:</b>	<b>8,300</b>
Description:							
STIP ID:	<b>HRT0004</b>	Title: Support Vehicles		Recipient:		<b>Hampton Roads Transit</b>	
FTA 5307	-	34	45	101	67	FTA 5307	<b>247</b>
FTA 5337	-	-	-	-	-	FTA 5337	-
State	-	159	110	246	163	State	<b>678</b>
Local	-	41	6	14	10	Local	<b>71</b>
<b>Year Total:</b>	-	<b>234</b>	<b>161</b>	<b>361</b>	<b>240</b>	<b>Total Funds:</b>	<b>996</b>
Description:							
STIP ID:	<b>HRT0006</b>	Title: Shop Equipment		Recipient:		<b>Hampton Roads Transit</b>	
FTA 5307	-	-	-	-	-	FTA 5307	-
State	-	-	-	-	-	State	-
Local	-	-	-	-	-	Local	-
<b>Year Total:</b>	-	-	-	-	-	<b>Total Funds:</b>	-
Description:							
STIP ID:	<b>HRT0026</b>	Title: Replacement Rolling Stock		Recipient:		<b>Hampton Roads Transit</b>	
CMAQ	-	-	-	2,000	1,953	CMAQ	<b>3,953</b>
RSTP	-	2,978	5,000	3,955	-	RSTP	<b>11,933</b>
FTA 5339	-	1,931	1,803	121	914	FTA 5339	<b>4,769</b>
FTA 5307	-	1,632	650	-	-	FTA 5307	<b>2,282</b>
State	-	8,654	5,958	294	2,220	State	<b>17,126</b>
Local	-	509	350	17	131	Local	<b>1,007</b>
<b>Year Total:</b>	-	<b>15,704</b>	<b>13,761</b>	<b>6,387</b>	<b>5,218</b>	<b>Total Funds:</b>	<b>41,070</b>
Description:							
STIP ID:	<b>HRT0032</b>	Title: ADP Software		Recipient:		<b>Hampton Roads Transit</b>	
FTA 5307	-	172	669	-	560	FTA 5307	<b>1,401</b>
FTA 5337	-	417	1,624	-	1,360	FTA 5337	<b>3,401</b>
State	-	24	96	-	80	State	<b>200</b>
Local	-	-	-	-	-	Local	-
<b>Year Total:</b>	-	<b>613</b>	<b>2,389</b>	-	<b>2,000</b>	<b>Total Funds:</b>	<b>5,002</b>
Description:							
STIP ID:	<b>HRT0033</b>	Title: ADP Hardware		Recipient:		<b>Hampton Roads Transit</b>	
FTA 5307	-	271	133	62	78	FTA 5307	<b>544</b>
State	-	659	322	151	189	State	<b>1,321</b>
Local	-	39	19	9	11	Local	<b>78</b>
<b>Year Total:</b>	-	<b>969</b>	<b>474</b>	<b>222</b>	<b>278</b>	<b>Total Funds:</b>	<b>1,943</b>
Description:							
STIP ID:	<b>HRT0041</b>	Title: CIP Program - General		Recipient:		<b>Hampton Roads Transit</b>	
FTA 5307	-	-	-	-	-	FTA 5307	-
State	-	238	-	-	-	State	<b>238</b>
Local	-	112	-	-	-	Local	<b>112</b>
<b>Year Total:</b>	-	<b>350</b>	-	-	-	<b>Total Funds:</b>	<b>350</b>
Description:							
STIP ID:	<b>HRT0052</b>	Title: Transfer Center Upgrades		Recipient:		<b>Hampton Roads Transit</b>	
FTA 5307	-	881	2,825	221	132	FTA 5307	<b>4,059</b>
State	-	779	5,832	534	320	State	<b>7,465</b>
Local	-	647	7,787	31	19	Local	<b>8,484</b>
<b>Year Total:</b>	-	<b>2,307</b>	<b>16,444</b>	<b>786</b>	<b>471</b>	<b>Total Funds:</b>	<b>20,008</b>
Description:							
STIP ID:	<b>HRT0054</b>	Title: Preventive Maintenance		Recipient:		<b>Hampton Roads Transit</b>	
FTA 5307	-	14,418	13,769	13,769	13,769	FTA 5307	<b>55,725</b>
FTA 5337	-	1,880	1,793	1,793	1,793	FTA 5337	<b>7,259</b>
State	-	-	-	-	-	State	-
Local	-	4,074	3,890	3,890	3,890	Local	<b>15,744</b>
<b>Year Total:</b>	-	<b>20,372</b>	<b>19,452</b>	<b>19,452</b>	<b>19,452</b>	<b>Total Funds:</b>	<b>78,728</b>
Description:							

VIRGINIA DEPARTMENT OF RAIL AND PUBLIC TRANSPORTATION  
STATEWIDE TRANSPORTATION  
IMPROVEMENT PROGRAM SUMMARY  
TRANSIT COSTS (in \$1,000)

FY2024 - FY2027

	Previous Funding	FY 2024	FY 2025	FY 2026	FY 2027	Total FY 2024-2027	
<b>HAMPTON ROADS TRANSPORTATION PLANNING ORGANIZATION</b>							
STIP ID:	<b>HRT0066</b>	Title: Light Rail Capital Projects, includes Recipient:			<b>Hampton Roads Transit</b>		
FTA 5337	-	483	284	783	1,919	FTA 5337	<b>3,469</b>
FTA 5307	-	-	-	-	411	FTA 5307	<b>411</b>
State	-	1,192	689	1,903	5,662	State	<b>9,446</b>
Local	-	79	40	112	333	Local	<b>564</b>
<b>Year Total:</b>	-	<b>1,754</b>	<b>1,013</b>	<b>2,798</b>	<b>8,325</b>	<b>Total Funds:</b>	<b>13,890</b>
Description:							
STIP ID:	<b>HRT0067</b>	Title: Capital Cost of Contracting			Recipient: <b>Hampton Roads Transit</b>		
FTA 5307	-	3,051	3,253	3,253	3,253	FTA 5307	<b>12,810</b>
State	-	-	-	-	-	State	-
Local	-	6,484	6,913	6,913	6,913	Local	<b>27,223</b>
<b>Year Total:</b>	-	<b>9,535</b>	<b>10,166</b>	<b>10,166</b>	<b>10,166</b>	<b>Total Funds:</b>	<b>40,033</b>
Description:							
STIP ID:	<b>HRT0068</b>	Title: ADA Operations			Recipient: <b>Hampton Roads Transit</b>		
FTA 5307	-	2,410	2,432	2,432	2,432	FTA 5307	<b>9,706</b>
State	-	-	-	-	-	State	-
Local	-	602	608	608	608	Local	<b>2,426</b>
<b>Year Total:</b>	-	<b>3,012</b>	<b>3,040</b>	<b>3,040</b>	<b>3,040</b>	<b>Total Funds:</b>	<b>12,132</b>
Description:							
STIP ID:	<b>HRT0075</b>	Title: Surveillance / Security Equipment			Recipient: <b>Hampton Roads Transit</b>		
FTA 5307	-	86	-	572	34	FTA 5307	<b>692</b>
FTA 5337	-	-	515	-	-	FTA 5337	<b>515</b>
State	-	208	1,305	1,390	83	State	<b>2,986</b>
Local	-	34	123	81	5	Local	<b>243</b>
<b>Year Total:</b>	-	<b>328</b>	<b>1,943</b>	<b>2,043</b>	<b>122</b>	<b>Total Funds:</b>	<b>4,436</b>
Description:							
STIP ID:	<b>HRT0082</b>	Title: Rehab/Renov of Admin/Maint			Recipient: <b>Hampton Roads Transit</b>		
FTA 5307	-	-	-	-	-	FTA 5307	-
RSTP	-	-	3,500	1,506	-	RSTP	<b>5,006</b>
State	-	-	-	-	-	State	-
Local	-	-	-	-	-	Local	-
<b>Year Total:</b>	-	-	<b>3,500</b>	<b>1,506</b>	-	<b>Total Funds:</b>	<b>5,006</b>
Description:							
STIP ID:	<b>HRT0083 (T14104)</b>	Title: HRT Traffix Program			Recipient: <b>Hampton Roads Transit</b>		
CMAQ	-	-	-	-	-	CMAQ	-
RSTP	-	800	800	800	800	RSTP	<b>3,200</b>
State	-	200	200	200	200	State	<b>800</b>
Local	-	-	-	-	-	Local	-
<b>Year Total:</b>	-	<b>1,000</b>	<b>1,000</b>	<b>1,000</b>	<b>1,000</b>	<b>Total Funds:</b>	<b>4,000</b>
Description:							
STIP ID:	<b>HRT0086 (T11777)</b>	Title: Purchase 29-Ft Replacement Buses			Recipient: <b>Hampton Roads Transit</b>		
CMAQ	8,428	-	-	-	-	CMAQ	-
State	-	-	-	-	-	State	-
Local	-	-	-	-	-	Local	-
<b>Year Total:</b>	<b>8,428</b>	-	-	-	-	<b>Total Funds:</b>	-
Description:							
STIP ID:	<b>HRT0087 (T11778)</b>	Title: Purchase 40-Ft Replacement Buses			Recipient: <b>Hampton Roads Transit</b>		
CMAQ	4,607	-	-	-	-	CMAQ	-
RSTP	4,163	-	-	-	-	RSTP	-
State	-	-	-	-	-	State	-
Local	-	-	-	-	-	Local	-
<b>Year Total:</b>	<b>8,770</b>	-	-	-	-	<b>Total Funds:</b>	-
Description:							

VIRGINIA DEPARTMENT OF RAIL AND PUBLIC TRANSPORTATION  
STATEWIDE TRANSPORTATION  
IMPROVEMENT PROGRAM SUMMARY  
TRANSIT COSTS (in \$1,000)

FY2024 - FY2027

	Previous Funding	FY 2024	FY 2025	FY 2026	FY 2027	Total FY 2024-2027	
<b>HAMPTON ROADS TRANSPORTATION PLANNING ORGANIZATION</b>							
STIP ID:	<b>HRT0090</b>	Title: Transit Bus Mid-Life		Recipient:		<b>Hampton Roads Transit</b>	
FTA 5307	-	179	511	-	1,027	FTA 5307	1,717
FTA 5339	-	-	-	745	-	FTA 5339	745
State	-	434	1,241	1,810	2,495	State	5,980
Local	-	26	73	106	147	Local	352
<b>Year Total:</b>	-	<b>639</b>	<b>1,825</b>	<b>2,661</b>	<b>3,669</b>	<b>Total Funds:</b>	<b>8,794</b>
Description:							
STIP ID:	<b>HRT0096</b>	Title: Ferry Boat Construction		Recipient:		<b>Hampton Roads Transit</b>	
FTA 5337	-	-	-	-	-	FTA 5337	-
Local	-	-	-	-	-	Local	-
<b>Year Total:</b>	-	-	-	-	-	<b>Total Funds:</b>	-
Description:							
STIP ID:	<b>HRT0103</b>	Title: Light Rail Vehicle SGR		Recipient:		<b>Hampton Roads Transit</b>	
FTA 5337	-	604	610	626	675	FTA 5337	2,515
State	-	1,467	1,480	1,519	1,638	State	6,104
Local	-	86	87	89	96	Local	358
<b>Year Total:</b>	-	<b>2,157</b>	<b>2,177</b>	<b>2,234</b>	<b>2,409</b>	<b>Total Funds:</b>	<b>8,977</b>
Description:							
STIP ID:	<b>HRT0105 (T16054)</b>	Title: Transit Bus Replacement		Recipient:		<b>Hampton Roads Transit</b>	
CMAQ	-	-	-	-	-	CMAQ	-
RSTP	11,590	-	5,000	3,955	1,953	RSTP	10,908
Federal Stimulus	-	-	-	-	-	Federal Stimulus	-
State	-	-	-	-	-	State	-
<b>Year Total:</b>	<b>11,590</b>	-	<b>5,000</b>	<b>3,955</b>	<b>1,953</b>	<b>Total Funds:</b>	<b>10,908</b>
Description:							
STIP ID:	<b>HRT0108 (UPC 108954)</b>	Title: Light Rail Extension To Chesapeake		Recipient:		<b>Hampton Roads Transit</b>	
RSTP	-	-	-	-	-	RSTP	-
State	-	-	-	-	-	State	-
<b>Year Total:</b>	-	-	-	-	-	<b>Total Funds:</b>	-
Description:							
STIP ID:	<b>HRT0109</b>	Title: New Southside Operating Division/Repower		Recipient:		<b>Hampton Roads Transit</b>	
FTA 5307	-	11,212	4,490	2,490	1,956	FTA 5307	20,148
Other Federal	-	5,000	22,500	-	1,957	Other Federal	29,457
State	-	16,380	16,380	4,980	1,957	State	39,697
Local	-	11,514	7,582	2,490	1,957	Local	23,543
<b>Year Total:</b>	-	<b>44,106</b>	<b>50,952</b>	<b>9,960</b>	<b>7,827</b>	<b>Total Funds:</b>	<b>112,845</b>
Description:							
STIP ID:	<b>HRT0110 (UPC 115871)</b>	Title: Newport News Shipyard - Gloucester HRT MAX Service		Recipient:		<b>Hampton Roads Transit</b>	
RSTP	-	-	-	-	-	RSTP	-
State	-	-	-	-	-	State	-
<b>Year Total:</b>	-	-	-	-	-	<b>Total Funds:</b>	-
Description:							
STIP ID:	<b>HRT0111 (T17990)</b>	Title: Naval Station Norfolk Transit Extension Study FEIS/PE		Recipient:		<b>Hampton Roads Transit</b>	
RSTP	6,000	-	-	6,000	-	RSTP	6,000
State	-	-	-	-	-	State	-
Local	-	-	-	-	-	Local	-
<b>Year Total:</b>	<b>6,000</b>	-	-	<b>6,000</b>	-	<b>Total Funds:</b>	<b>6,000</b>
Description:							
STIP ID:	<b>HRT0112 (T19477)</b>	Title: Peninsula Corridor DESI/Conceptual		Recipient:		<b>Hampton Roads Transit</b>	
RSTP	2,045	5,955	-	-	-	RSTP	5,955
State	-	-	-	-	-	State	-
<b>Year Total:</b>	<b>2,045</b>	<b>5,955</b>	-	-	-	<b>Total Funds:</b>	<b>5,955</b>
Description:							
STIP ID:	<b>HRT0113</b>	Title: Transit Bus Expansion		Recipient:		<b>Hampton Roads Transit</b>	
FTA 5307	-	-	-	-	-	FTA 5307	-
Local	-	-	-	-	-	Local	-
<b>Year Total:</b>	-	-	-	-	-	<b>Total Funds:</b>	-
Description:							

VIRGINIA DEPARTMENT OF RAIL AND PUBLIC TRANSPORTATION  
STATEWIDE TRANSPORTATION  
IMPROVEMENT PROGRAM SUMMARY  
TRANSIT COSTS (in \$1,000)

FY2024 - FY2027

	Previous Funding	FY 2024	FY 2025	FY 2026	FY 2027	Total FY 2024-2027	
<b>HAMPTON ROADS TRANSPORTATION PLANNING ORGANIZATION</b>							
STIP ID:	<b>HRT0114</b>	Title: Technology Planning		Recipient:		<b>Hampton Roads Transit</b>	
FTA 5307	-	34	38	-	-	FTA 5307	<b>72</b>
State	-	56	83	91	-	State	<b>230</b>
Local	-	57	5	5	-	Local	<b>67</b>
<b>Year Total:</b>	-	<b>113</b>	<b>122</b>	<b>134</b>	-	<b>Total Funds:</b>	<b>369</b>
Description:							
STIP ID:	<b>HRT0115</b>	Title: Fare Collection System		Recipient:		<b>Hampton Roads Transit</b>	
FTA 5307	-	-	-	-	-	FTA 5307	-
State	-	-	-	-	-	State	-
Local	-	-	-	-	-	Local	-
<b>Year Total:</b>	-	-	-	-	-	<b>Total Funds:</b>	-
Description:							
STIP ID:	<b>HRT0116</b>	Title: Hampton Facility Non-Revenue Electric Charging Pilot		Recipient:		<b>Hampton Roads Transit</b>	
FTA 5307	-	66	77	-	-	FTA 5307	<b>143</b>
State	-	159	187	-	-	State	<b>346</b>
Local	-	9	11	-	-	Local	<b>20</b>
<b>Year Total:</b>	-	<b>234</b>	<b>275</b>	-	-	<b>Total Funds:</b>	<b>509</b>
Description:							
STIP ID:	<b>HRT0117</b>	Title: Workspace Renovation and Reconfiguration		Recipient:		<b>Hampton Roads Transit</b>	
FTA 5307	-	347	134	-	-	FTA 5307	<b>481</b>
State	-	842	326	-	-	State	<b>1,168</b>
Local	-	50	19	-	-	Local	<b>69</b>
<b>Year Total:</b>	-	<b>1,239</b>	<b>479</b>	-	-	<b>Total Funds:</b>	<b>1,718</b>
Description:							
STIP ID:	<b>HRT0118</b>	Title: Facility Site Redevelopment		Recipient:		<b>Hampton Roads Transit</b>	
FTA 5307	-	-	-	-	-	FTA 5307	-
State	-	-	80	-	-	State	<b>80</b>
Local	-	-	80	-	-	Local	<b>80</b>
<b>Year Total:</b>	-	-	<b>160</b>	-	-	<b>Total Funds:</b>	<b>160</b>
Description:							
STIP ID:	<b>HRT0119</b>	Title: Facilities State of Good Repair		Recipient:		<b>Hampton Roads Transit</b>	
FTA 5307	-	230	45	46	-	FTA 5307	<b>321</b>
State	-	560	109	112	-	State	<b>781</b>
Local	-	33	6	7	-	Local	<b>46</b>
<b>Year Total:</b>	-	<b>823</b>	<b>160</b>	<b>165</b>	-	<b>Total Funds:</b>	<b>1,148</b>
Description:							
STIP ID:	<b>HRT0120</b>	Title: Gate Replacement Project		Recipient:		<b>Hampton Roads Transit</b>	
FTA 5307	-	252	-	-	-	FTA 5307	<b>252</b>
State	-	612	-	-	-	State	<b>612</b>
Local	-	36	-	-	-	Local	<b>36</b>
<b>Year Total:</b>	-	<b>900</b>	-	-	-	<b>Total Funds:</b>	<b>900</b>
Description:							
STIP ID:	<b>HRT0121</b>	Title: Light Rail Assessment Study		Recipient:		<b>Hampton Roads Transit</b>	
FTA 5307	-	-	-	-	-	FTA 5307	-
State	-	51	-	-	-	State	<b>51</b>
Local	-	51	-	-	-	Local	<b>51</b>
<b>Year Total:</b>	-	<b>102</b>	-	-	-	<b>Total Funds:</b>	<b>102</b>
Description:							
STIP ID:	<b>HRT0122</b>	Title: Paratransit Vehicle Mid-Life Overhaul		Recipient:		<b>Hampton Roads Transit</b>	
FTA 5307	-	92	75	-	-	FTA 5307	<b>167</b>
State	-	223	182	-	-	State	<b>405</b>
Local	-	13	11	-	-	Local	<b>24</b>
<b>Year Total:</b>	-	<b>328</b>	<b>268</b>	-	-	<b>Total Funds:</b>	<b>596</b>
Description:							
STIP ID:	<b>HRT0123</b>	Title: Ferry Boat State of Good Repair		Recipient:		<b>Hampton Roads Transit</b>	
FTA 5307	-	73	-	-	-	FTA 5307	<b>73</b>
State	-	176	-	-	-	State	<b>176</b>
Local	-	10	-	-	-	Local	<b>10</b>
<b>Year Total:</b>	-	<b>259</b>	-	-	-	<b>Total Funds:</b>	<b>259</b>
Description:							

VIRGINIA DEPARTMENT OF RAIL AND PUBLIC TRANSPORTATION  
STATEWIDE TRANSPORTATION  
IMPROVEMENT PROGRAM SUMMARY  
TRANSIT COSTS (in \$1,000)

FY2024 - FY2027

	Previous Funding	FY 2024	FY 2025	FY 2026	FY 2027	Total FY 2024-2027	
<b>HAMPTON ROADS TRANSPORTATION PLANNING ORGANIZATION</b>							
<b>STIP ID: HRT0124 Title: Paratransit Fleet Expansion Recipient: Hampton Roads Transit</b>							
FTA 5307	-	429	438	-	-	FTA 5307	867
State	-	1,041	1,063	-	-	State	2,104
Local	-	61	63	-	-	Local	124
<b>Year Total:</b>	-	<b>1,531</b>	<b>1,564</b>	-	-	<b>Total Funds:</b>	<b>3,095</b>
Description:							
<b>STIP ID: HRT0125 Title: Bus Stop Amenity Program Recipient: Hampton Roads Transit</b>							
FTA 5307	-	-	-	-	-	FTA 5307	-
State	-	-	-	-	-	State	-
Local	-	1,065	2,753	3,523	1,790	Local	9,131
<b>Year Total:</b>	-	<b>1,065</b>	<b>2,753</b>	<b>3,523</b>	<b>1,790</b>	<b>Total Funds:</b>	<b>9,131</b>
Description:							
<b>STIP ID: HRT0126 Title: Gate Replacement Project Recipient: Hampton Roads Transit</b>							
FTA 5307	-	252	-	-	-	FTA 5307	252
State	-	612	-	-	-	State	612
Local	-	36	-	-	-	Local	36
<b>Year Total:</b>	-	<b>900</b>	-	-	-	<b>Total Funds:</b>	<b>900</b>
Description:							
<b>STIP ID: NOR0001 (UPC 109572) Title: Norfolk Bus Shelters and Pedestrian Improvements Recipient: Hampton Roads Transit</b>							
CMAQ	913	120	-	-	-	CMAQ	120
RSTP	-	-	-	-	-	RSTP	-
State	107	30	-	-	-	State	30
Local	121	-	-	-	-	Local	-
<b>Year Total:</b>	<b>1,141</b>	<b>150</b>	-	-	-	<b>Total Funds:</b>	<b>150</b>
Description:							
<b>STIP ID: SUF0001 Title: Operating Assistance Recipient: Suffolk Transit</b>							
FTA 5307	-	342	346	-	352	FTA 5307	1,040
FTA 5311	-	-	-	349	-	FTA 5311	349
State	-	340	343	347	350	State	1,380
Local	-	683	690	349	352	Local	2,074
Revenues	-	-	-	-	-	Revenues	-
<b>Year Total:</b>	-	<b>1,365</b>	<b>1,379</b>	<b>1,045</b>	<b>1,054</b>	<b>Total Funds:</b>	<b>4,843</b>
Description:							
<b>STIP ID: SUF0003 Title: Expansion Buses Recipient: Suffolk Transit</b>							
FTA 5307	-	-	144	480	-	FTA 5307	624
State	-	-	29	96	-	State	125
Local	-	-	7	2	-	Local	9
<b>Year Total:</b>	-	-	<b>180</b>	<b>578</b>	-	<b>Total Funds:</b>	<b>758</b>
Description:							
<b>STIP ID: SUF0004 Title: Purchase Replacement Buses Recipient: Suffolk Transit</b>							
FTA 5307	-	191	208	111	352	FTA 5307	862
FTA 5339	-	614	80	41	-	FTA 5339	735
State	-	161	58	30	70	State	319
Local	-	40	14	8	18	Local	80
<b>Year Total:</b>	-	<b>1,006</b>	<b>360</b>	<b>190</b>	<b>440</b>	<b>Total Funds:</b>	<b>1,996</b>
Description:							
<b>STIP ID: SUF0008 Title: Administrative, Training, and Indirect Recipient: Suffolk Transit</b>							
FTA 5303	-	10	10	10	10	FTA 5303	40
State	-	-	-	-	-	State	-
Local	-	10	10	10	10	Local	40
Revenues	-	-	-	-	-	Revenues	-
<b>Year Total:</b>	-	<b>20</b>	<b>20</b>	<b>20</b>	<b>20</b>	<b>Total Funds:</b>	<b>80</b>
Description:							
<b>STIP ID: SUF0009 Title: Transit Enhancements Recipient: Suffolk Transit</b>							
Other Federal	-	-	-	-	-	Other Federal	-
State	-	13	8	7	7	State	35
Local	-	13	8	7	7	Local	35
<b>Year Total:</b>	-	<b>26</b>	<b>16</b>	<b>14</b>	<b>14</b>	<b>Total Funds:</b>	<b>70</b>
Description:							

VIRGINIA DEPARTMENT OF RAIL AND PUBLIC TRANSPORTATION  
STATEWIDE TRANSPORTATION  
IMPROVEMENT PROGRAM SUMMARY  
TRANSIT COSTS (in \$1,000)

FY2024 - FY2027

	Previous Funding	FY 2024	FY 2025	FY 2026	FY 2027	Total FY 2024-2027	
<b>HAMPTON ROADS TRANSPORTATION PLANNING ORGANIZATION</b>							
<b>STIP ID: SUF0012 Title: Force Account - Sidewalk Recipient: Suffolk Transit</b>							
FTA 5307	-	11	-	-	-	FTA 5307	11
State	-	2	8	7	7	State	24
Local	-	1	8	7	7	Local	23
<b>Year Total:</b>	-	<b>14</b>	<b>16</b>	<b>14</b>	<b>14</b>	<b>Total Funds:</b>	<b>58</b>
Description:							
<b>STIP ID: SUF0013 Title: Capital Cost of Contracting Recipient: Suffolk Transit</b>							
FTA 5307	-	324	327	-	229	FTA 5307	880
FTA 5311	-	-	-	500	319	FTA 5311	819
State	-	98	99	100	101	State	398
Local	-	425	429	433	437	Local	1,724
<b>Year Total:</b>	-	<b>847</b>	<b>855</b>	<b>1,033</b>	<b>1,086</b>	<b>Total Funds:</b>	<b>3,821</b>
Description:							
<b>STIP ID: SUF0014 Title: Transit Operations Facility Recipient: Suffolk Transit</b>							
RSTP	-	-	48	1,464	-	RSTP	1,512
State	-	-	12	366	-	State	378
Local	-	-	-	-	-	Local	-
<b>Year Total:</b>	-	-	<b>60</b>	<b>1,830</b>	-	<b>Total Funds:</b>	<b>1,890</b>
Description:							
<b>STIP ID: SUF0015 Title: Paratransit New Vehicles Recipient: Suffolk Transit</b>							
FTA 5307	-	-	-	103	-	FTA 5307	103
FTA 5339	-	-	-	41	-	FTA 5339	-
State	-	-	-	29	-	State	29
Local	-	-	-	7	-	Local	7
<b>Year Total:</b>	-	-	-	<b>180</b>	-	<b>Total Funds:</b>	<b>139</b>
Description:							
<b>STIP ID: SUF0016 Title: College Drive Bus Pull Out Recipient: Suffolk Transit</b>							
Other Federal	-	-	-	-	-	Other Federal	-
State	-	-	-	872	-	State	872
Local	-	-	-	-	-	Local	-
<b>Year Total:</b>	-	-	-	<b>872</b>	-	<b>Total Funds:</b>	<b>872</b>
Description:							
<b>STIP ID: SUF0017 Title: Electric Bus Charging Stations Recipient: Suffolk Transit</b>							
FTA 5339	-	-	33	-	-	FTA 5339	-
State	-	-	7	-	-	State	7
Local	-	-	8	-	-	Local	8
<b>Year Total:</b>	-	-	<b>48</b>	-	-	<b>Total Funds:</b>	<b>15</b>
Description:							
<b>STIP ID: WAT0001 Title: Operating Assistance Recipient: Williamsburg Area Transit Authority</b>							
FTA 5307	-	3,635	3,817	3,931	4,049	FTA 5307	15,432
FTA 5311	-	530	557	573	590	FTA 5311	2,250
Other Federal	-	180	180	180	180	Other Federal	720
State	-	2,395	2,515	2,590	2,668	State	10,168
Local	-	1,492	1,567	1,614	1,662	Local	6,335
Revenues	-	1,643	1,725	1,777	1,830	Revenues	6,975
<b>Year Total:</b>	-	<b>9,875</b>	<b>10,361</b>	<b>10,665</b>	<b>10,979</b>	<b>Total Funds:</b>	<b>41,880</b>
Description:							
<b>STIP ID: WAT0014 Title: Transit Enhancements Recipient: Williamsburg Area Transit Authority</b>							
FTA 5307	-	-	-	-	-	FTA 5307	-
Other Federal	-	24	24	24	24	Other Federal	96
State	-	5	5	5	5	State	20
Local	-	1	1	1	1	Local	4
<b>Year Total:</b>	-	<b>30</b>	<b>30</b>	<b>30</b>	<b>30</b>	<b>Total Funds:</b>	<b>120</b>
Description:							
<b>STIP ID: WAT0017 Title: Bus Shelters Recipient: Williamsburg Area Transit Authority</b>							
Other Federal	-	163	94	94	120	Other Federal	471
State	-	21	19	19	24	State	83
Other State	-	-	110	-	-	Other State	110
Local	-	20	5	5	6	Local	36
<b>Year Total:</b>	-	<b>204</b>	<b>228</b>	<b>118</b>	<b>150</b>	<b>Total Funds:</b>	<b>700</b>
Description:							

VIRGINIA DEPARTMENT OF RAIL AND PUBLIC TRANSPORTATION  
STATEWIDE TRANSPORTATION  
IMPROVEMENT PROGRAM SUMMARY  
TRANSIT COSTS (in \$1,000)

FY2024 - FY2027

	Previous Funding	FY 2024	FY 2025	FY 2026	FY 2027	Total FY 2024-2027	
<b>HAMPTON ROADS TRANSPORTATION PLANNING ORGANIZATION</b>							
STIP ID:	<b>WAT0022</b>	Title: Support Vehicle Replacement		Recipient:		<b>Williamsburg Area Transit Authority</b>	
FTA 5307	-	-	-	-	-	FTA 5307	-
Other Federal	-	84	-	-	89	Other Federal	173
State	-	17	-	-	18	State	35
Local	-	4	-	-	5	Local	9
<b>Year Total:</b>	-	<b>105</b>	-	-	<b>112</b>	<b>Total Funds:</b>	<b>217</b>
Description:							
STIP ID:	<b>WAT0027</b>	Title: Radios		Recipient:		<b>Williamsburg Area Transit Authority</b>	
Other Federal	-	-	-	-	-	Other Federal	-
State	-	-	-	-	-	State	-
Local	-	-	-	-	-	Local	-
<b>Year Total:</b>	-	-	-	-	-	<b>Total Funds:</b>	-
Description:							
STIP ID:	<b>WAT0028</b>	Title: Office Furniture		Recipient:		<b>Williamsburg Area Transit Authority</b>	
Other Federal	-	-	120	120	-	Other Federal	240
State	-	-	24	24	-	State	48
Local	-	-	6	6	-	Local	12
<b>Year Total:</b>	-	-	<b>150</b>	<b>150</b>	-	<b>Total Funds:</b>	<b>300</b>
Description:							
STIP ID:	<b>WAT0030</b>	Title: Spare Parts, ACM		Recipient:		<b>Williamsburg Area Transit Authority</b>	
Other Federal	-	-	-	-	-	Other Federal	-
State	-	-	-	-	-	State	-
Local	-	-	-	-	-	Local	-
<b>Year Total:</b>	-	-	-	-	-	<b>Total Funds:</b>	-
Description:							
STIP ID:	<b>WAT0032</b>	Title: Misc Support Equipment		Recipient:		<b>Williamsburg Area Transit Authority</b>	
Other Federal	-	201	-	160	-	Other Federal	361
State	-	14	-	32	-	State	46
Local	-	32	-	8	-	Local	40
<b>Year Total:</b>	-	<b>247</b>	-	<b>200</b>	-	<b>Total Funds:</b>	<b>447</b>
Description:							
STIP ID:	<b>WAT0033</b>	Title: Bike Racks		Recipient:		<b>Williamsburg Area Transit Authority</b>	
Other Federal	-	-	-	-	-	Other Federal	-
State	-	-	-	-	-	State	-
Local	-	-	-	-	-	Local	-
<b>Year Total:</b>	-	-	-	-	-	<b>Total Funds:</b>	-
Description:							
STIP ID:	<b>WAT0036</b>	Title: ADP Hardware - APC		Recipient:		<b>Williamsburg Area Transit Authority</b>	
FTA 5307	-	-	200	-	-	FTA 5307	200
State	-	-	38	-	-	State	38
Local	-	-	12	-	-	Local	12
<b>Year Total:</b>	-	-	<b>250</b>	-	-	<b>Total Funds:</b>	<b>250</b>
Description:							
STIP ID:	<b>WAT0037</b>	Title: Bus Engineering & Design of Admin		Recipient:		<b>Williamsburg Area Transit Authority</b>	
Other Federal	-	225	43	15	-	Other Federal	283
State	-	-	-	-	-	State	-
Local	-	26	5	2	-	Local	33
<b>Year Total:</b>	-	<b>251</b>	<b>48</b>	<b>17</b>	-	<b>Total Funds:</b>	<b>316</b>
Description:							
STIP ID:	<b>WAT0038</b>	Title: Surveillance / Security Equipment		Recipient:		<b>Williamsburg Area Transit Authority</b>	
Other Federal	-	-	80	160	-	Other Federal	240
State	-	-	20	40	-	State	60
Local	-	-	-	-	-	Local	-
<b>Year Total:</b>	-	-	<b>100</b>	<b>200</b>	-	<b>Total Funds:</b>	<b>300</b>
Description:							
STIP ID:	<b>WAT0039 (UPC T11932)</b>	Title: Administration and Operations		Recipient:		<b>Williamsburg Area Transit Authority</b>	
RSTP	-	5,548	5,328	800	-	RSTP	11,676
State	-	1,387	1,332	200	-	State	2,919
Local	-	-	-	-	-	Local	-
<b>Year Total:</b>	-	<b>6,935</b>	<b>6,660</b>	<b>1,000</b>	-	<b>Total Funds:</b>	<b>14,595</b>
Description:							



VIRGINIA DEPARTMENT OF RAIL AND PUBLIC TRANSPORTATION  
STATEWIDE TRANSPORTATION  
IMPROVEMENT PROGRAM SUMMARY  
TRANSIT COSTS (in \$1,000)

FY2024 - FY2027

	Previous Funding	FY 2024	FY 2025	FY 2026	FY 2027	Total FY 2024-2027	
<b>HAMPTON ROADS TRANSPORTATION PLANNING ORGANIZATION</b>							
STIP ID:	<b>WAT0041</b>	Title: Route Signage (Bus Stop Signs)		Recipient:		<b>Williamsburg Area Transit Authority</b>	
Other Federal	-	-	-	-	-	Other Federal	-
State	-	-	-	-	-	State	-
Local	-	-	-	-	-	Local	-
<b>Year Total:</b>	-	-	-	-	-	<b>Total Funds:</b>	-
Description:							
STIP ID:	<b>WAT0042</b>	Title: ADP Software		Recipient:		<b>Williamsburg Area Transit Authority</b>	
FTA 5307	-	104	52	66	67	FTA 5307	<b>289</b>
State	-	8	10	12	13	State	<b>43</b>
Local	-	18	3	4	4	Local	<b>29</b>
<b>Year Total:</b>	-	<b>130</b>	<b>65</b>	<b>82</b>	<b>84</b>	<b>Total Funds:</b>	<b>361</b>
Description:							
STIP ID:	<b>WAT0043</b>	Title: Expansion Bus (Med Bus) Trolley		Recipient:		<b>Williamsburg Area Transit Authority</b>	
Other Federal	-	-	-	800	-	Other Federal	<b>800</b>
State	-	-	-	200	-	State	<b>200</b>
Local	-	-	-	-	-	Local	-
<b>Year Total:</b>	-	-	-	<b>1,000</b>	-	<b>Total Funds:</b>	<b>1,000</b>
Description:							
STIP ID:	<b>WAT0044 (T11780)</b>	Title: Purchase Replacement Buses		Recipient:		<b>Williamsburg Area Transit Authority</b>	
CMAQ	-	-	2,929	2,400	-	CMAQ	<b>5,329</b>
State	-	-	733	600	-	State	<b>1,333</b>
Local	-	-	-	-	-	Local	-
<b>Year Total:</b>	-	-	<b>3,662</b>	<b>3,000</b>	-	<b>Total Funds:</b>	<b>6,662</b>
Description:							
STIP ID:	<b>WAT0045</b>	Title: Replacement Buses		Recipient:		<b>Williamsburg Area Transit Authority</b>	
FTA 5339	-	432	480	148	180	FTA 5339	<b>1,240</b>
Other Federal	-	-	-	-	-	Other Federal	-
State	-	108	120	37	45	State	<b>310</b>
Local	-	-	-	-	-	Local	-
<b>Year Total:</b>	-	<b>540</b>	<b>600</b>	<b>185</b>	<b>225</b>	<b>Total Funds:</b>	<b>1,550</b>
Description:							
STIP ID:	<b>WAT0046</b>	Title: Real Estate Acquisition Lightfoot		Recipient:		<b>Williamsburg Area Transit Authority</b>	
FTA 5307	-	-	-	-	-	FTA 5307	-
State	-	-	-	-	-	State	-
Local	-	-	-	-	-	Local	-
<b>Year Total:</b>	-	-	-	-	-	<b>Total Funds:</b>	-
Description:							
STIP ID:	<b>WAT0047</b>	Title: Bus Third Party Audit		Recipient:		<b>Williamsburg Area Transit Authority</b>	
Other Federal	-	-	-	-	-	Other Federal	-
State	-	-	-	-	-	State	-
Local	-	-	-	-	-	Local	-
<b>Year Total:</b>	-	-	-	-	-	<b>Total Funds:</b>	-
Description:							
STIP ID:	<b>WAT0048</b>	Title: Purchase Expansion Buses		Recipient:		<b>Williamsburg Area Transit Authority</b>	
Other Federal	-	-	-	-	-	Other Federal	-
Other State	-	-	-	-	-	Other State	-
State	-	334	-	-	-	State	<b>334</b>
Local	-	-	-	-	-	Local	-
<b>Year Total:</b>	-	<b>334</b>	-	-	-	<b>Total Funds:</b>	<b>334</b>
Description:							
STIP ID:	<b>WAT0049</b>	Title: Rehab/Rebuild Buses		Recipient:		<b>Williamsburg Area Transit Authority</b>	
Other Federal	-	-	-	-	-	Other Federal	-
State	-	-	-	-	-	State	-
Local	-	-	-	-	-	Local	-
<b>Year Total:</b>	-	-	-	-	-	<b>Total Funds:</b>	-
Description:							
STIP ID:	<b>WAT0050</b>	Title: Replacement Bus Trolley		Recipient:		<b>Williamsburg Area Transit Authority</b>	
Other Federal	-	-	-	-	-	Other Federal	-
State	-	-	-	-	-	State	-
Local	-	-	-	-	-	Local	-
<b>Year Total:</b>	-	-	-	-	-	<b>Total Funds:</b>	-
Description:							

VIRGINIA DEPARTMENT OF RAIL AND PUBLIC TRANSPORTATION  
STATEWIDE TRANSPORTATION  
IMPROVEMENT PROGRAM SUMMARY  
TRANSIT COSTS (in \$1,000)

FY2024 - FY2027

	Previous Funding	FY 2024	FY 2025	FY 2026	FY 2027	Total FY 2024-2027	
<b>HAMPTON ROADS TRANSPORTATION PLANNING ORGANIZATION</b>							
STIP ID:	<b>WAT0051</b>	Title: Employee Education/Training		Recipient:		<b>Williamsburg Area Transit Authority</b>	
Other Federal	-	-	-	-	-	Other Federal	-
State	-	-	-	-	-	State	-
Local	-	-	-	-	-	Local	-
<b>Year Total:</b>	-	-	-	-	-	<b>Total Funds:</b>	-
Description:							
STIP ID:	<b>WAT0053</b>	Title: Capital Cost of Contracting		Recipient:		<b>Williamsburg Area Transit Authority</b>	
FTA 5307	-	-	-	-	-	FTA 5307	-
State	-	-	-	-	-	State	-
Local	-	-	-	-	-	Local	-
<b>Year Total:</b>	-	-	-	-	-	<b>Total Funds:</b>	-
Description:							
STIP ID:	<b>WAT0054</b>	Title: Preventive Maintenance		Recipient:		<b>Williamsburg Area Transit Authority</b>	
FTA 5307	-	1,673	1,093	1,121	1,149	FTA 5307	<b>5,036</b>
State	-	-	-	-	-	State	-
Local	-	418	273	280	287	Local	<b>1,258</b>
<b>Year Total:</b>	-	<b>2,091</b>	<b>1,366</b>	<b>1,401</b>	<b>1,436</b>	<b>Total Funds:</b>	<b>6,294</b>
Description:							
STIP ID:	<b>WAT0055</b>	Title: Project Administration		Recipient:		<b>Williamsburg Area Transit Authority</b>	
FTA 5307	-	-	-	-	-	FTA 5307	-
State	-	-	-	-	-	State	-
Local	-	-	-	-	-	Local	-
<b>Year Total:</b>	-	-	-	-	-	<b>Total Funds:</b>	-
Description:							
STIP ID:	<b>WAT0056</b>	Title: Safety & Security Training and		Recipient:		<b>Williamsburg Area Transit Authority</b>	
FTA 5307	-	35	-	-	-	FTA 5307	<b>35</b>
State	-	-	-	-	-	State	-
Local	-	9	-	-	-	Local	<b>9</b>
<b>Year Total:</b>	-	<b>44</b>	-	-	-	<b>Total Funds:</b>	<b>44</b>
Description:							
STIP ID:	<b>WAT0057 (T17898)</b>	Title: Construction, NEPA, Architectural		Recipient:		<b>Williamsburg Area Transit Authority</b>	
Other Federal	-	-	-	-	-	Other Federal	-
State	-	-	-	-	-	State	-
Local	-	-	-	-	-	Local	-
<b>Year Total:</b>	-	-	-	-	-	<b>Total Funds:</b>	-
Description:							
STIP ID:	<b>WAT0058</b>	Title: 3rd Party Project Management		Recipient:		<b>Williamsburg Area Transit Authority</b>	
Other Federal	-	288	672	-	-	Other Federal	<b>960</b>
State	-	72	168	-	-	State	<b>240</b>
Local	-	-	-	-	-	Local	-
<b>Year Total:</b>	-	<b>360</b>	<b>840</b>	-	-	<b>Total Funds:</b>	<b>1,200</b>
Description:							
STIP ID:	<b>WAT0059</b>	Title: 3rd Party Legal Services - Facility		Recipient:		<b>Williamsburg Area Transit Authority</b>	
Other Federal	-	12	-	-	-	Other Federal	<b>12</b>
State	-	2	-	-	-	State	<b>2</b>
Local	-	1	-	-	-	Local	<b>1</b>
<b>Year Total:</b>	-	<b>15</b>	-	-	-	<b>Total Funds:</b>	<b>15</b>
Description:							
STIP ID:	<b>WAT0060 (T11779)</b>	Title: Purchase Replacement CNG Buses		Recipient:		<b>Williamsburg Area Transit Authority</b>	
CMAQ	-	2,458	-	-	-	CMAQ	<b>2,458</b>
State	-	614	-	-	-	State	<b>614</b>
<b>Year Total:</b>	-	<b>3,072</b>	-	-	-	<b>Total Funds:</b>	<b>3,072</b>
Description:							
STIP ID:	<b>WAT0061 (T11782)</b>	Title: Purchase Replacement Trolley		Recipient:		<b>Williamsburg Area Transit Authority</b>	
CMAQ	-	-	-	-	-	CMAQ	-
State	-	-	-	-	-	State	-
Local	-	-	-	-	-	Local	-
<b>Year Total:</b>	-	-	-	-	-	<b>Total Funds:</b>	-
Description:							
STIP ID:	<b>WAT0062</b>	Title: Intelligent Transportation System		Recipient:		<b>Williamsburg Area Transit Authority</b>	
FTA 5307	-	-	-	-	-	FTA 5307	-
State	-	-	-	-	-	State	-
Local	-	-	-	-	-	Local	-
<b>Year Total:</b>	-	-	-	-	-	<b>Total Funds:</b>	-
Description:							

VIRGINIA DEPARTMENT OF RAIL AND PUBLIC TRANSPORTATION  
STATEWIDE TRANSPORTATION  
IMPROVEMENT PROGRAM SUMMARY  
TRANSIT COSTS (in \$1,000)

FY2024 - FY2027

	Previous Funding	FY 2024	FY 2025	FY 2026	FY 2027	Total FY 2024-2027
<b>HAMPTON ROADS TRANSPORTATION PLANNING ORGANIZATION</b>						
<b>STIP ID: WAT0063 Title: Strategic Plan Study RSTP UPC # Recipient: Williamsburg Area Transit Authority</b>						
FTA 5307	-	149	-	-	-	FTA 5307 149
RSTP	-	-	-	-	-	RSTP -
State	-	-	-	-	-	State -
Local	-	38	-	-	-	Local 38
<b>Year Total:</b>	-	<b>187</b>	-	-	-	<b>Total Funds: 187</b>
Description:						
<b>STIP ID: WAT0064 Title: CAD/AVL Replacement Recipient: Williamsburg Area Transit Authority</b>						
FTA 5307	-	-	-	-	-	FTA 5307 -
RSTP	-	-	-	-	-	RSTP -
Other Federal	-	816	-	-	-	Other Federal 816
State	-	163	-	-	-	State 163
Local	-	41	-	-	-	Local 41
<b>Year Total:</b>	-	<b>1,020</b>	-	-	-	<b>Total Funds: 1,020</b>
Description:						
<b>STIP ID: WAT0065 (T17890) Title: CMAQ Demonstration Route York Recipient: Williamsburg Area Transit Authority</b>						
CMAQ	-	855	2,880	-	-	CMAQ 3,735
RSTP	-	-	-	-	-	RSTP -
State	-	214	720	-	-	State 934
Local	-	-	-	-	-	Local -
<b>Year Total:</b>	-	<b>1,069</b>	<b>3,600</b>	-	-	<b>Total Funds: 4,669</b>
Description:						
<b>STIP ID: WAT0066 (T17898) Title: Transfer Station HUB Recipient: Williamsburg Area Transit Authority</b>						
CMAQ	-	2,000	-	-	-	CMAQ 2,000
RSTP	-	-	-	-	-	RSTP -
State	-	500	-	-	-	State 500
Local	-	-	-	-	-	Local -
<b>Year Total:</b>	-	<b>2,500</b>	-	-	-	<b>Total Funds: 2,500</b>
Description:						
<b>STIP ID: WAT0067 (T19468) Title: Expansion of Bus Shelters Recipient: Williamsburg Area Transit Authority</b>						
CMAQ	-	187	-	-	-	CMAQ 187
RSTP	-	-	-	-	-	RSTP -
State	-	47	-	-	-	State 47
Local	-	-	-	-	-	Local -
<b>Year Total:</b>	-	<b>234</b>	-	-	-	<b>Total Funds: 234</b>
Description:						
<b>STIP ID: WAT0068 (T19494) Title: Upper York/New Kent County Connector Demonstration Routes Recipient: Williamsburg Area Transit Authority</b>						
CMAQ	-	298	-	-	-	CMAQ 298
RSTP	-	-	-	-	-	RSTP -
State	-	75	-	-	-	State 75
Local	-	-	-	-	-	Local -
<b>Year Total:</b>	-	<b>373</b>	-	-	-	<b>Total Funds: 373</b>
Description:						
<b>STIP ID: WAT0069 Title: ADP Hardware Recipient: Williamsburg Area Transit Authority</b>						
Other Federal	-	8	-	16	-	Other Federal 24
State	-	2	-	3	-	State 5
Local	-	-	-	1	-	Local 1
<b>Year Total:</b>	-	<b>10</b>	-	<b>20</b>	-	<b>Total Funds: 30</b>
Description:						
<b>STIP ID: WAT0070 Title: Bike Racks, ITS or Misc Equipment Bus Stop Improvements Recipient: Williamsburg Area Transit Authority</b>						
Other Federal	-	64	16	48	-	Other Federal 128
State	-	16	4	12	-	State 32
Local	-	-	-	-	-	Local -
<b>Year Total:</b>	-	<b>80</b>	<b>20</b>	<b>60</b>	-	<b>Total Funds: 160</b>
Description:						
<b>STIP ID: CBH0001 Title: Paratransit Vehicles Recipient: Colonial Behavioral Health</b>						
FTA 5310	-	-	64	64	64	FTA 5310 192
State	-	-	-	-	-	State -
Local	-	-	16	16	16	Local 48
<b>Year Total:</b>	-	-	<b>80</b>	<b>80</b>	<b>80</b>	<b>Total Funds: 240</b>
Description:						
<b>STIP ID: EGS0001 Title: Paratransit Vehicles Recipient: Eggleston Services</b>						
FTA 5310	-	-	64	64	64	FTA 5310 192
State	-	-	-	-	-	State -
Local	-	-	16	16	16	Local 48
<b>Year Total:</b>	-	-	<b>80</b>	<b>80</b>	<b>80</b>	<b>Total Funds: 240</b>
Description:						

VIRGINIA DEPARTMENT OF RAIL AND PUBLIC TRANSPORTATION  
STATEWIDE TRANSPORTATION  
IMPROVEMENT PROGRAM SUMMARY  
TRANSIT COSTS (in \$1,000)

FY2024 - FY2027

	Previous Funding	FY 2024	FY 2025	FY 2026	FY 2027	Total FY 2024-2027
<b>HAMPTON ROADS TRANSPORTATION PLANNING ORGANIZATION</b>						
STIP ID:	<b>HHI0001</b>	Title: Paratransit Vehicles		Recipient: <b>Heart Havens, Inc.</b>		
FTA 5310	-	-	128	128	128	FTA 5310 <b>384</b>
State	-	-	-	-	-	State -
Local	-	-	32	32	32	Local <b>96</b>
<b>Year Total:</b>	-	-	<b>160</b>	<b>160</b>	<b>160</b>	<b>Total Funds: 480</b>
Description:						
STIP ID:	<b>HNN0001</b>	Title: Paratransit Vehicles		Recipient: <b>Hampton Newport News CSB</b>		
FTA 5310	-	64	64	64	64	FTA 5310 <b>256</b>
State	-	-	-	-	-	State -
Local	-	16	16	16	16	Local <b>64</b>
<b>Year Total:</b>	-	<b>80</b>	<b>80</b>	<b>80</b>	<b>80</b>	<b>Total Funds: 320</b>
Description:						
STIP ID:	<b>PAA0002</b>	Title: Paratransit Vehicles		Recipient: <b>Peninsula Agency on Aging</b>		
FTA 5310	-	64	64	64	64	FTA 5310 <b>256</b>
State	-	-	-	-	-	State -
Local	-	16	16	16	16	Local <b>64</b>
<b>Year Total:</b>	-	<b>80</b>	<b>80</b>	<b>80</b>	<b>80</b>	<b>Total Funds: 320</b>
Description:						
STIP ID:	<b>PAA0004</b>	Title: Mobility Management		Recipient: <b>Peninsula Agency on Aging</b>		
FTA 5310	-	239	200	220	220	FTA 5310 <b>879</b>
State	-	47	40	44	44	State <b>175</b>
Local	-	12	10	11	11	Local <b>44</b>
<b>Year Total:</b>	-	<b>298</b>	<b>250</b>	<b>275</b>	<b>275</b>	<b>Total Funds: 1,098</b>
Description:						
STIP ID:	<b>PAA0005</b>	Title: Operating Assistance		Recipient: <b>Peninsula Agency on Aging</b>		
FTA 5310	-	44	44	48	48	FTA 5310 <b>184</b>
State	-	35	35	38	38	State <b>146</b>
Local	-	8	8	10	10	Local <b>36</b>
<b>Year Total:</b>	-	<b>87</b>	<b>87</b>	<b>96</b>	<b>96</b>	<b>Total Funds: 366</b>
Description:						
STIP ID:	<b>SSV0001</b>	Title: Paratransit Vehicles		Recipient: <b>Senior Services of Southeastern VA</b>		
FTA 5310	-	300	300	300	300	FTA 5310 <b>1,200</b>
State	-	-	-	-	-	State -
Local	-	60	60	60	60	Local <b>240</b>
<b>Year Total:</b>	-	<b>360</b>	<b>360</b>	<b>360</b>	<b>360</b>	<b>Total Funds: 1,440</b>
Description:						
STIP ID:	<b>SSV0002</b>	Title: Mobility Management		Recipient: <b>Senior Services of Southeastern VA</b>		
FTA 5310	-	69	69	75	75	FTA 5310 <b>288</b>
State	-	14	14	15	15	State <b>58</b>
Local	-	3	3	4	4	Local <b>14</b>
<b>Year Total:</b>	-	<b>86</b>	<b>86</b>	<b>94</b>	<b>94</b>	<b>Total Funds: 360</b>
Description:						
STIP ID:	<b>TAW0001</b>	Title: Paratransit Vehicles		Recipient: <b>The ARC of Greater Williamsburg</b>		
FTA 5310	-	-	64	64	64	FTA 5310 <b>192</b>
State	-	-	-	-	-	State -
Local	-	-	16	16	16	Local <b>48</b>
<b>Year Total:</b>	-	-	<b>80</b>	<b>80</b>	<b>80</b>	<b>Total Funds: 240</b>
Description:						
STIP ID:	<b>VAR0001</b>	Title: Paratransit Vehicles		Recipient: <b>VersAbility Resources, Inc.</b>		
FTA 5310	-	-	120	120	120	FTA 5310 <b>360</b>
State	-	-	-	-	-	State -
Local	-	-	30	30	30	Local <b>90</b>
<b>Year Total:</b>	-	-	<b>150</b>	<b>150</b>	<b>150</b>	<b>Total Funds: 450</b>
Description:						
STIP ID:	<b>DRPT010</b>	Title: Jamestown-Scotland Ferry Facility		Recipient: <b>Department of Rail and Public Transportation</b>		
FTA 5307(h)	-	-	-	-	-	FTA 5307(h) -
State	-	-	-	-	-	State -
Local	-	-	-	-	-	Local -
<b>Year Total:</b>	-	-	-	-	-	<b>Total Funds: -</b>
Description:						

VIRGINIA DEPARTMENT OF RAIL AND PUBLIC TRANSPORTATION  
STATEWIDE TRANSPORTATION  
IMPROVEMENT PROGRAM SUMMARY  
TRANSIT COSTS (in \$1,000)

FY2024 - FY2027

	Previous Funding	FY 2024	FY 2025	FY 2026	FY 2027	Total FY 2024-2027	
<b>HAMPTON ROADS TRANSPORTATION PLANNING ORGANIZATION</b>							
<b>Department of Rail and Public Transportation</b>	Previous Funding	FY 2024	FY 2025	FY 2026	FY 2027	Total FY 2024-2027	
FTA 5307(h)	-	-	-	-	-	FTA 5307(h)	-
FTA 5310	-	-	-	-	-	FTA 5310	-
FTA 5311	-	-	-	-	-	FTA 5311	-
FTA 5337	-	-	-	-	-	FTA 5337	-
FTA 5339	-	-	-	-	-	FTA 5339	-
FTA ADTAP	-	-	-	-	-	FTA ADTAP	-
Flexible STP	-	-	-	-	-	Flexible STP	-
CMAQ	-	-	-	-	-	CMAQ	-
RSTP	-	-	-	-	-	RSTP	-
Other Federal	-	-	-	-	-	Other Federal	-
State	-	-	-	-	-	State	-
Local	-	-	-	-	-	Local	-
Revenues	-	-	-	-	-	Revenues	-
<b>Totals</b>							
<b>City of Norfolk</b>							
	Previous Funding	FY 2024	FY 2025	FY 2026	FY 2027	Total FY 2024-2027	
FTA 5307	-	-	-	-	-	FTA 5307	-
FTA 5310	-	-	-	-	-	FTA 5310	-
FTA 5311	-	-	-	-	-	FTA 5311	-
FTA 5337	-	-	-	-	-	FTA 5337	-
FTA 5339	-	-	-	-	-	FTA 5339	-
Flexible STP	-	-	-	-	-	Flexible STP	-
CMAQ	-	-	-	-	-	CMAQ	-
RSTP	-	-	-	-	-	RSTP	-
Other Federal	-	-	-	-	-	Other Federal	-
State	-	-	-	-	-	State	-
Local	-	-	-	-	-	Local	-
Revenues	-	-	-	-	-	Revenues	-
<b>Totals</b>							
<b>Hampton Roads Transit</b>							
	Previous Funding	FY 2024	FY 2025	FY 2026	FY 2027	Total FY 2024-2027	
FTA 5307	-	36,057	30,007	24,196	24,377	FTA 5307	114,637
FTA 5310	-	-	-	-	-	FTA 5310	-
FTA 5311	-	-	-	-	-	FTA 5311	-
FTA 5337	-	3,384	4,826	3,202	5,747	FTA 5337	17,159
FTA 5339	-	1,931	1,803	924	914	FTA 5339	5,572
Flexible STP	-	-	-	-	-	Flexible STP	-
CMAQ	13,948	120	-	2,000	1,953	CMAQ	4,073
RSTP	23,798	9,733	14,300	16,216	2,753	RSTP	43,002
Federal Stimulus	-	-	-	-	-	Federal Stimulus	-
Other Federal	-	5,000	22,500	-	1,957	Other Federal	29,457
State	107	34,684	36,678	16,312	16,605	State	104,279
Local	121	25,664	30,487	18,076	16,004	Local	90,231
Revenues	-	-	-	-	-	Revenues	-
<b>Totals</b>	<b>37,974</b>	<b>116,573</b>	<b>140,601</b>	<b>80,926</b>	<b>70,310</b>		<b>408,410</b>
<b>Suffolk Transit</b>							
	Previous Funding	FY 2024	FY 2025	FY 2026	FY 2027	Total FY 2024-2027	
FTA 5307	-	868	1,025	694	933	FTA 5307	3,520
FTA 5310	-	-	-	-	-	FTA 5310	-
FTA 5311	-	-	-	849	319	FTA 5311	1,168
FTA 5337	-	-	-	-	-	FTA 5337	-
FTA 5339	-	614	113	82	-	FTA 5339	735
Flexible STP	-	-	-	-	-	Flexible STP	-
CMAQ	-	-	-	-	-	CMAQ	-
RSTP	-	-	48	1,464	-	RSTP	1,512
Other Federal	-	-	-	-	-	Other Federal	-
State	-	614	564	1,854	535	State	3,567
Local	-	1,172	1,174	823	831	Local	4,000
Revenues	-	-	-	-	-	Revenues	-
<b>Totals</b>		<b>3,268</b>	<b>2,924</b>	<b>5,766</b>	<b>2,618</b>		<b>14,502</b>

VIRGINIA DEPARTMENT OF RAIL AND PUBLIC TRANSPORTATION  
STATEWIDE TRANSPORTATION  
IMPROVEMENT PROGRAM SUMMARY  
TRANSIT COSTS (in \$1,000)

FY2024 - FY2027

	Previous Funding	FY 2024	FY 2025	FY 2026	FY 2027	Total FY 2024-2027	
<b>HAMPTON ROADS TRANSPORTATION PLANNING ORGANIZATION</b>							
<b>Williamsburg Area Transit Authority</b>	Previous Funding	FY 2024	FY 2025	FY 2026	FY 2027	Total FY 2024-2027	
FTA 5307	-	5,596	5,162	5,118	5,265	FTA 5307	21,141
FTA 5310	-	-	-	-	-	FTA 5310	-
FTA 5311	-	530	557	573	590	FTA 5311	2,250
FTA 5337	-	-	-	-	-	FTA 5337	-
FTA 5339	-	432	480	148	180	FTA 5339	1,240
FTA Adjustment	-	-	-	-	-	FTA Adjustment	-
Flexible STP	-	-	-	-	-	Flexible STP	-
CMAQ	-	5,798	5,809	2,400	-	CMAQ	14,007
RSTP	-	5,548	5,328	800	-	RSTP	11,676
Other Federal	-	2,065	1,229	1,617	413	Other Federal	5,324
State	-	5,994	5,708	3,774	2,773	State	18,249
Local	-	2,100	1,872	1,921	1,965	Local	7,858
Revenues	-	1,643	1,725	1,777	1,830	Revenues	6,975
<b>Totals</b>	-	<b>29,706</b>	<b>27,870</b>	<b>18,128</b>	<b>13,016</b>		<b>88,720</b>
<b>Human Service Transportation Providers</b>							
	Previous Funding	FY 2024	FY 2025	FY 2026	FY 2027	Total FY 2024-2027	
FTA 5307	-	-	-	-	-	FTA 5307	-
FTA 5310	-	780	1,181	1,211	1,211	FTA 5310	4,383
FTA 5311	-	-	-	-	-	FTA 5311	-
FTA 5337	-	-	-	-	-	FTA 5337	-
FTA 5339	-	-	-	-	-	FTA 5339	-
Flexible STP	-	-	-	-	-	Flexible STP	-
CMAQ	-	-	-	-	-	CMAQ	-
RSTP	-	-	-	-	-	RSTP	-
Other Federal	-	-	-	-	-	Other Federal	-
State	-	96	89	97	97	State	379
Local	-	115	223	227	227	Local	792
Revenues	-	-	-	-	-	Revenues	-
<b>Totals</b>	-	<b>991</b>	<b>1,493</b>	<b>1,535</b>	<b>1,535</b>		<b>5,554</b>
<b>Hampton Roads TPO</b>							
	Previous Funding	FY 2024	FY 2025	FY 2026	FY 2027	Total FY 2024-2027	
FTA 5307	-	42,521	36,194	30,008	30,575	FTA 5307	<b>139,298</b>
FTA 5307(h)	-	-	-	-	-	FTA 5307(h)	-
FTA 5310	-	780	1,181	1,211	1,211	FTA 5310	<b>4,383</b>
FTA 5311	-	530	557	1,422	909	FTA 5311	<b>3,418</b>
FTA 5337	-	3,384	4,826	3,202	5,747	FTA 5337	<b>17,159</b>
FTA 5339	-	2,977	2,396	1,154	1,094	FTA 5339	<b>7,621</b>
FTA Adjustment	-	-	-	-	-	FTA Adjustment	-
Flexible STP	-	-	-	-	-	Flexible STP	-
CMAQ	13,948	5,918	5,809	4,400	1,953	CMAQ	<b>18,080</b>
RSTP	23,798	15,281	19,676	18,480	2,753	RSTP	<b>56,190</b>
Federal Stimulus	-	-	-	-	-	Federal Stimulus	-
Other Federal	-	7,065	23,729	1,617	2,370	Other Federal	<b>34,781</b>
State	107	41,388	43,039	22,037	20,010	State	<b>126,474</b>
Local	121	29,051	33,756	21,047	19,027	Local	<b>102,881</b>
Revenues	-	1,643	1,725	1,777	1,830	Revenues	<b>6,975</b>
<b>Totals</b>	<b>37,974</b>	<b>150,538</b>	<b>172,888</b>	<b>106,355</b>	<b>87,479</b>		<b>517,260</b>

VIRGINIA DEPARTMENT OF RAIL AND PUBLIC TRANSPORTATION  
STATEWIDE TRANSPORTATION  
IMPROVEMENT PROGRAM SUMMARY  
TRANSIT COSTS (in \$1,000)

FY2024 - FY2027

	Previous Funding	FY 2024	FY 2025	FY 2026	FY 2027	Total FY 2024-2027	
<b>HARRISONBURG-ROCKINGHAM METROPOLITAN PLANNING ORGANIZATION</b>							
STIP ID:	<b>HAR0001</b>	Title: Operating Assistance		Recipient:		<b>Harrisonburg Bus Service</b>	
FTA 5307	2,802	2,452	2,797	2,881	2,968	FTA 5307	<b>11,098</b>
State	1,477	1,567	1,614	1,662	1,764	State	<b>6,607</b>
Local	253	1,055	1,293	1,332	1,372	Local	<b>5,052</b>
Revenues	2,225	2,243	2,360	2,431	2,504	Revenues	<b>9,538</b>
<b>Year Total:</b>	<b>6,757</b>	<b>7,317</b>	<b>8,064</b>	<b>8,306</b>	<b>8,608</b>	<b>Total Funds:</b>	<b>32,295</b>
Description:							
STIP ID:	<b>HAR0004</b>	Title: Replacement Rolling Stock		Recipient:		<b>Harrisonburg Bus Service</b>	
FTA 5307	1,120	192	2,100	1,772	192	FTA 5307	<b>4,256</b>
Flexible STP	-	-	-	-	-	Flexible STP	-
State	2,720	38	420	354	38	State	<b>850</b>
Local	160	10	105	89	10	Local	<b>214</b>
<b>Year Total:</b>	<b>4,000</b>	<b>240</b>	<b>2,625</b>	<b>2,215</b>	<b>240</b>	<b>Total Funds:</b>	<b>5,320</b>
Description:							
STIP ID:	<b>HAR0005</b>	Title: Expansion Rolling Stock		Recipient:		<b>Harrisonburg Bus Service</b>	
FTA 5307	176	-	-	-	-	FTA 5307	-
Flexible STP	-	-	-	-	-	Flexible STP	-
State	35	-	-	-	-	State	-
Local	9	-	-	-	-	Local	-
<b>Year Total:</b>	<b>220</b>	-	-	-	-	<b>Total Funds:</b>	-
Description:							
STIP ID:	<b>HAR0008</b>	Title: Passenger Shelters (Bus Shelters)		Recipient:		<b>Harrisonburg Bus Service</b>	
FTA 5307	-	-	-	-	-	FTA 5307	-
Flexible STP	-	-	-	-	-	Flexible STP	-
State	-	-	-	-	-	State	-
Local	-	-	-	-	-	Local	-
<b>Year Total:</b>	-	-	-	-	-	<b>Total Funds:</b>	-
Description:							
STIP ID:	<b>HAR0010</b>	Title: Spare Parts, ACM Items		Recipient:		<b>Harrisonburg Bus Service</b>	
FTA 5307	-	-	-	-	-	FTA 5307	-
Flexible STP	-	-	-	-	-	Flexible STP	-
State	-	-	-	-	-	State	-
Local	-	-	-	-	-	Local	-
<b>Year Total:</b>	-	-	-	-	-	<b>Total Funds:</b>	-
Description:							
STIP ID:	<b>HAR0011</b>	Title: Purchase Shop Equipment		Recipient:		<b>Harrisonburg Bus Service</b>	
FTA 5307	-	44,206	-	-	-	FTA 5307	<b>44,206</b>
Flexible STP	-	-	-	-	-	Flexible STP	-
State	-	8,841	-	-	-	State	<b>8,841</b>
Local	-	2,211	-	-	-	Local	<b>2,211</b>
<b>Year Total:</b>	-	<b>55,258</b>	-	-	-	<b>Total Funds:</b>	<b>55,258</b>
Description:							
STIP ID:	<b>HAR0012</b>	Title: Purchase ADP Hardware		Recipient:		<b>Harrisonburg Bus Service</b>	
FTA 5307	-	-	-	-	-	FTA 5307	-
Flexible STP	-	-	-	-	-	Flexible STP	-
State	-	-	-	-	-	State	-
Local	-	-	-	-	-	Local	-
<b>Year Total:</b>	-	-	-	-	-	<b>Total Funds:</b>	-
Description:							
STIP ID:	<b>HAR0015</b>	Title: ITS or Misc. Equip		Recipient:		<b>Harrisonburg Bus Service</b>	
FTA 5307	420	160	-	-	1,391	FTA 5307	<b>1,551</b>
Flexible STP	-	-	-	-	-	Flexible STP	-
State	1,020	32	-	-	278	State	<b>310</b>
Local	60	8	-	-	69	Local	<b>77</b>
<b>Year Total:</b>	<b>1,500</b>	<b>200</b>	-	-	<b>1,738</b>	<b>Total Funds:</b>	<b>1,938</b>
Description:							
STIP ID:	<b>HAR0016</b>	Title: Route Signage		Recipient:		<b>Harrisonburg Bus Service</b>	
FTA 5307	-	-	-	-	-	FTA 5307	-
Flexible STP	-	-	-	-	-	Flexible STP	-
State	-	-	-	-	-	State	-
Local	-	-	-	-	-	Local	-
<b>Year Total:</b>	-	-	-	-	-	<b>Total Funds:</b>	-
Description:							

VIRGINIA DEPARTMENT OF RAIL AND PUBLIC TRANSPORTATION  
STATEWIDE TRANSPORTATION  
IMPROVEMENT PROGRAM SUMMARY  
TRANSIT COSTS (in \$1,000)

FY2024 - FY2027

	Previous Funding	FY 2024	FY 2025	FY 2026	FY 2027	Total FY 2024-2027	
<b>HARRISONBURG-ROCKINGHAM METROPOLITAN PLANNING ORGANIZATION</b>							
STIP ID:	<b>HAR0017</b>	Title: ADA Vehicle Equipment		Recipient:		<b>Harrisonburg Bus Service</b>	
FTA 5307	-	-	-	-	-	FTA 5307	-
Flexible STP	-	-	-	-	-	Flexible STP	-
State	-	-	-	-	-	State	-
Local	-	-	-	-	-	Local	-
<b>Year Total:</b>	-	-	-	-	-	<b>Total Funds:</b>	-
Description:							
STIP ID:	<b>HAR0018</b>	Title: Purchase Radios		Recipient:		<b>Harrisonburg Bus Service</b>	
Flexible STP	-	-	-	-	-	Flexible STP	-
FTA5307	-	-	-	12	-	FTA5307	<b>12</b>
State	-	-	-	2	-	State	<b>2</b>
Local	-	-	-	1	-	Local	<b>1</b>
<b>Year Total:</b>	-	-	-	<b>15</b>	-	<b>Total Funds:</b>	<b>15</b>
Description:							
STIP ID:	<b>HAR0019</b>	Title: Furniture and Fixtures		Recipient:		<b>Harrisonburg Bus Service</b>	
FTA 5307	-	-	-	-	-	FTA 5307	-
Flexible STP	-	-	-	-	-	Flexible STP	-
State	-	-	-	-	-	State	-
Local	-	-	-	-	-	Local	-
<b>Year Total:</b>	-	-	-	-	-	<b>Total Funds:</b>	-
Description:							
STIP ID:	<b>HAR0020</b>	Title: Support Vehicles		Recipient:		<b>Harrisonburg Bus Service</b>	
FTA 5307	-	-	-	-	-	FTA 5307	-
Flexible STP	-	-	-	-	-	Flexible STP	-
State	-	-	-	-	-	State	-
Local	-	-	-	-	-	Local	-
<b>Year Total:</b>	-	-	-	-	-	<b>Total Funds:</b>	-
Description:							
STIP ID:	<b>HAR0021</b>	Title: Transfer Center		Recipient:		<b>Harrisonburg Bus Service</b>	
FTA 5307	-	-	-	-	-	FTA 5307	-
Flexible STP	-	-	-	-	-	Flexible STP	-
State	-	-	-	-	-	State	-
Local	-	-	-	-	-	Local	-
<b>Year Total:</b>	-	-	-	-	-	<b>Total Funds:</b>	-
Description:							
STIP ID:	<b>ARA0001</b>	Title: Paratransit Vehicles		Recipient:		<b>ARC of Harrisonburg/Rockingham</b>	
FTA 5310	58	50	-	-	-	FTA 5310	<b>50</b>
State	-	-	-	-	-	State	-
Local	15	12	-	-	-	Local	<b>12</b>
<b>Year Total:</b>	<b>73</b>	<b>62</b>	-	-	-	<b>Total Funds:</b>	<b>62</b>
Description:							
STIP ID:	<b>FRI0001</b>	Title: Paratransit Vehicles		Recipient:		<b>Friendship Industries Inc.</b>	
FTA 5310	56	-	-	-	-	FTA 5310	-
State	-	-	-	-	-	State	-
Local	14	-	-	-	-	Local	-
<b>Year Total:</b>	<b>70</b>	-	-	-	-	<b>Total Funds:</b>	-
Description:							
STIP ID:	<b>PLV0001</b>	Title: Paratransit Vehicles		Recipient:		<b>Pleasant View, Inc.</b>	
FTA 5310	88	72	-	-	-	FTA 5310	72
State	-	-	-	-	-	State	-
Local	22	18	-	-	-	Local	18
<b>Year Total:</b>	<b>110</b>	<b>90</b>	-	-	-	<b>Total Funds:</b>	<b>90</b>
Description:							
STIP ID:	<b>VPA0001</b>	Title: Paratransit Vehicles		Recipient:		<b>Valley Program for Aging Services</b>	
FTA 5310	52	-	-	-	-	FTA 5310	-
State	-	-	-	-	-	State	-
Local	13	-	-	-	-	Local	-
<b>Year Total:</b>	<b>65</b>	-	-	-	-	<b>Total Funds:</b>	-
Description:							



VIRGINIA DEPARTMENT OF RAIL AND PUBLIC TRANSPORTATION  
STATEWIDE TRANSPORTATION  
IMPROVEMENT PROGRAM SUMMARY  
TRANSIT COSTS (in \$1,000)

**FY2024 - FY2027**

	Previous Funding	FY 2024	FY 2025	FY 2026	FY 2027	Total FY 2024-2027	
<b>HARRISONBURG-ROCKINGHAM METROPOLITAN PLANNING ORGANIZATION</b>							
<b>Harrisonburg Bus Service</b>	Previous Funding	FY 2024	FY 2025	FY 2026	FY 2027	Total FY 2024-2027	
FTA 5307	4,518	47,010	4,897	4,665	4,551	FTA 5307	61,123
FTA 5310	-	-	-	-	-	FTA 5310	-
FTA 5311	-	-	-	-	-	FTA 5311	-
FTA 5337	-	-	-	-	-	FTA 5337	-
FTA 5339	-	-	-	-	-	FTA 5339	-
Flexible STP	-	-	-	-	-	Flexible STP	-
RSTP	-	-	-	-	-	RSTP	-
Other Federal	-	-	-	-	-	Other Federal	-
State	5,252	10,478	2,034	2,020	2,080	State	16,612
Local	482	3,284	1,398	1,423	1,451	Local	7,556
Revenues	2,225	2,243	2,360	2,431	2,504	Revenues	9,538
<b>Totals</b>	<b>12,477</b>	<b>63,015</b>	<b>10,689</b>	<b>10,539</b>	<b>10,586</b>		<b>94,829</b>
<b>Human Service Transportation Providers</b>							
	Previous Funding	FY 2024	FY 2025	FY 2026	FY 2027	Total FY 2024-2027	
FTA 5307	-	-	-	-	-	FTA 5307	-
FTA 5310	254	122	-	-	-	FTA 5310	122
FTA 5311	-	-	-	-	-	FTA 5311	-
FTA 5337	-	-	-	-	-	FTA 5337	-
FTA 5339	-	-	-	-	-	FTA 5339	-
Flexible STP	-	-	-	-	-	Flexible STP	-
RSTP	-	-	-	-	-	RSTP	-
Other Federal	-	-	-	-	-	Other Federal	-
State	-	-	-	-	-	State	-
Local	64	30	-	-	-	Local	30
Revenues	-	-	-	-	-	Revenues	-
<b>Totals</b>	<b>318</b>	<b>152</b>	<b>-</b>	<b>-</b>	<b>-</b>		<b>152</b>
<b>Harrisonburg MPO</b>							
	Previous Funding	FY 2024	FY 2025	FY 2026	FY 2027	Total FY 2024-2027	
FTA 5307	4,518	47,010	4,897	4,665	4,551	FTA 5307	<b>61,123</b>
FTA 5310	254	122	-	-	-	FTA 5310	<b>122</b>
FTA 5311	-	-	-	-	-	FTA 5311	-
FTA 5337	-	-	-	-	-	FTA 5337	-
FTA 5339	-	-	-	-	-	FTA 5339	-
Flexible STP	-	-	-	-	-	Flexible STP	-
RSTP	-	-	-	-	-	RSTP	-
Other Federal	-	-	-	-	-	Other Federal	-
State	5,252	10,478	2,034	2,020	2,080	State	<b>16,612</b>
Local	546	3,314	1,398	1,423	1,451	Local	<b>7,586</b>
Revenues	2,225	2,243	2,360	2,431	2,504	Revenues	9,538
<b>Totals</b>	<b>12,795</b>	<b>63,167</b>	<b>10,689</b>	<b>10,539</b>	<b>10,586</b>		<b>94,981</b>

**VIRGINIA DEPARTMENT OF RAIL AND PUBLIC  
TRANSPORTATION STATEWIDE TRANSPORTATION  
IMPROVEMENT PROGRAM SUMMARY  
TRANSIT COSTS (in \$1,000)**

**FY2024 - FY2027**

	Previous Funding	FY 2024	FY 2025	FY 2026	FY 2027	Total FY 2024-2027	
<b>NEW RIVER VALLEY METROPOLITAN PLANNING ORGANIZATION</b>							
STIP ID:	<b>BBT0001</b>	Title: Operating Assistance		Recipient:		<b>Blacksburg Transit</b>	
FTA 5307	0	2,174	2,239	2,306	2,375	FTA 5307	<b>9,094</b>
Federal Stimulus	2,173	756	0	0	0	Federal Stimulus	<b>756</b>
State	2,976	2,976	3,065	3,157	3,252	State	<b>12,450</b>
Local	6,905	7,920	8,157	8,402	8,654	Local	<b>33,133</b>
Revenues	93	115	118	122	126	Revenues	<b>481</b>
<b>Year Total:</b>	<b>12,147</b>	<b>13,941</b>	<b>13,579</b>	<b>13,987</b>	<b>14,407</b>	<b>Total Funds:</b>	<b>55,914</b>
Description:							
STIP ID:	<b>BBT0002</b>	Title: Replacement Rolling Stock		Recipient:		<b>Blacksburg Transit</b>	
Flexible STP	0	19	0	0	0	Flexible STP	<b>19</b>
FTA 5339	1,427	2,148	1,518	116	2,313	FTA 5339	<b>6,095</b>
FTA 5307	2,139	0	0	0	0	FTA 5307	-
State	3,347	0	0	0	0	State	-
State	9,257	5,264	6,071	460	9,250	State	<b>21,045</b>
Local	993	310	1,339	102	2,040	Local	<b>3,791</b>
<b>Year Total:</b>	<b>17,163</b>	<b>7,741</b>	<b>8,928</b>	<b>678</b>	<b>13,603</b>	<b>Total Funds:</b>	<b>30,950</b>
Description:							
STIP ID:	<b>BBT0010</b>	Title: Eng Design /Construction Multi-Modal Transfer Facility		Recipient:		<b>Blacksburg Transit</b>	
Flexible STP	4,800	-	-	-	-	Flexible STP	-
Federal 5339	0	-	-	-	-	Federal 5339	-
State	600	-	-	-	-	State	-
Local	600	-	-	-	-	Local	-
<b>Year Total:</b>	<b>6,000</b>	-	-	-	-	<b>Total Funds:</b>	-
Description:							
STIP ID:	<b>BBT0016</b>	Title: Expansion Rolling Stock		Recipient:		<b>Blacksburg Transit</b>	
FTA 5339	-	-	-	-	-	FTA 5339	-
State	-	-	-	-	-	State	-
Local	-	-	-	-	-	Local	-
<b>Year Total:</b>	-	-	-	-	-	<b>Total Funds:</b>	-
Description:							

**VIRGINIA DEPARTMENT OF RAIL AND PUBLIC  
TRANSPORTATION STATEWIDE TRANSPORTATION  
IMPROVEMENT PROGRAM SUMMARY  
TRANSIT COSTS (in \$1,000)**

**FY2024 - FY2027**

	Previous Funding	FY 2024	FY 2025	FY 2026	FY 2027	Total FY 2024-2027	
<b>NEW RIVER VALLEY METROPOLITAN PLANNING ORGANIZATION</b>							
STIP ID:	<b>BBT0017</b>	Title: Passenger Shelters		Recipient:		<b>Blacksburg Transit</b>	
FTA 5339	-	-	9	10	6	FTA 5339	<b>25</b>
State	-	-	36	40	24	State	<b>100</b>
Local	-	-	8	9	6	Local	<b>23</b>
<b>Year Total:</b>	-	-	53	59	36	<b>Total Funds:</b>	<b>148</b>
Description:							
STIP ID:	<b>BBT0020</b>	Title: ADP Hardware		Recipient:		<b>Blacksburg Transit</b>	
FTA 5339	99	0	68	72	62	FTA 5339	<b>202</b>
State	433	0	270	287	246	State	<b>803</b>
Local	105	0	60	63	55	Local	<b>178</b>
<b>Year Total:</b>	637	0	398	422	363	<b>Total Funds:</b>	<b>1,183</b>
Description:							
STIP ID:	<b>BBT0021</b>	Title: ADP Software		Recipient:		<b>Blacksburg Transit</b>	
Flexible STP	160	-	0	0	0	Flexible STP	-
FTA 5339	163	-	67	71	61	FTA 5339	<b>199</b>
State	619	-	269	286	246	State	<b>801</b>
Local	241	-	59	63	54	Local	<b>176</b>
<b>Year Total:</b>	1,183	-	395	420	361	<b>Total Funds:</b>	<b>1,176</b>
Description:							
STIP ID:	<b>BBT0023</b>	Title: Support Vehicles		Recipient:		<b>Blacksburg Transit</b>	
FTA 5339	79	0	90	9	0	FTA 5339	<b>99</b>
State	185	0	360	35	0	State	<b>395</b>
Local	36	0	80	8	0	Local	<b>88</b>
<b>Year Total:</b>	300	-	530	52	0	<b>Total Funds:</b>	<b>582</b>
Description:							

**VIRGINIA DEPARTMENT OF RAIL AND PUBLIC  
TRANSPORTATION STATEWIDE TRANSPORTATION  
IMPROVEMENT PROGRAM SUMMARY  
TRANSIT COSTS (in \$1,000)**

**FY2024 - FY2027**

	Previous Funding	FY 2024	FY 2025	FY 2026	FY 2027	Total FY 2024-2027	
<b>NEW RIVER VALLEY METROPOLITAN PLANNING ORGANIZATION</b>							
STIP ID:	<b>BBT0028</b>	Title: Radios		Recipient:		<b>Blacksburg Transit</b>	
FTA 5339	11	0	4	5	5	FTA 5339	<b>14</b>
State	20	0	16	20	20	State	<b>56</b>
Local	2	0	3	5	5	Local	<b>13</b>
<b>Year Total:</b>	<b>33</b>	<b>0</b>	<b>23</b>	<b>30</b>	<b>30</b>	<b>Total Funds:</b>	<b>83</b>
Description:							
STIP ID:	<b>BBT0029</b>	Title: Shop Equipment		Recipient:		<b>Blacksburg Transit</b>	
FTA 5339	11	0	51	51	55	FTA 5339	<b>157</b>
State	28	0	204	204	221	State	<b>629</b>
Local	2	0	45	45	49	Local	<b>139</b>
<b>Year Total:</b>	<b>41</b>	<b>0</b>	<b>300</b>	<b>300</b>	<b>325</b>	<b>Total Funds:</b>	<b>925</b>
Description:							
STIP ID:	<b>BBT0037</b>	Title: Surveillance/Security Equipment		Recipient:		<b>Blacksburg Transit</b>	
FTA 5339	-	-	-	-	-	FTA 5339	-
Federal Stimulus	-	-	-	-	-	Federal Stimulus	-
State	-	-	-	-	-	State	-
Local	-	-	-	-	-	Local	-
<b>Year Total:</b>	<b>-</b>	<b>-</b>	<b>-</b>	<b>-</b>	<b>-</b>	<b>Total Funds:</b>	<b>-</b>
Description:							

**VIRGINIA DEPARTMENT OF RAIL AND PUBLIC  
TRANSPORTATION STATEWIDE TRANSPORTATION  
IMPROVEMENT PROGRAM SUMMARY  
TRANSIT COSTS (in \$1,000)**

**FY2024 - FY2027**

	Previous Funding	FY 2024	FY 2025	FY 2026	FY 2027	Total FY 2024-2027	
<b>NEW RIVER VALLEY METROPOLITAN PLANNING ORGANIZATION</b>							
STIP ID:	<b>BBT0039</b>	Title: Rehab/Renovation of Admin Bldg.			Recipient: <b>Blacksburg Transit</b>		
FTA 5339	6					FTA 5339	-
State	15					State	-
Local	1					Local	-
<b>Year Total:</b>	<b>22</b>					<b>Total Funds:</b>	<b>-</b>
Description:							
STIP ID:	<b>BBT0040</b>	Title: Construction Admin./Main Facility			Recipient: <b>Blacksburg Transit</b>		
FTA 5339	7,816					FTA 5339	-
State	8,590					State	-
Local	775					Local	-
<b>Year Total:</b>	<b>17,181</b>					<b>Total Funds:</b>	<b>-</b>
Description:							
STIP ID:	<b>BBT0041</b>	Title: A&E Admin./Maint. Facility		Recipient: <b>Blacksburg Transit</b>			
FTA 5339						FTA 5339	-
State						State	-
Local						Local	-
<b>Year Total:</b>	<b>-</b>	<b>-</b>	<b>-</b>	<b>-</b>	<b>-</b>	<b>Total Funds:</b>	<b>-</b>
Description:							
STIP ID:	<b>BBT0042</b>	Title: Other- Electric Bus On-Route Charge		Recipient: <b>Blacksburg Transit</b>			
FTA 5339	586	0	140	179	0	FTA 5339	<b>319</b>
State	1,719	0	0	0	0	State	-
State	490	0	561	714	0	State	<b>1,275</b>
Local	295	0	124	158	0	Local	<b>282</b>
<b>Year Total:</b>	<b>3,090</b>	<b>0</b>	<b>825</b>	<b>1,051</b>	<b>0</b>	<b>Total Funds:</b>	<b>1,876</b>
Description:							
STIP ID:	<b>BBT0043</b>	Title: Infrastructure - Bus Pull-Offs		Recipient: <b>Blacksburg Transit</b>			
FTA 5339	41	29	21	22	22	FTA 5339	<b>94</b>
State	109	69	51	54	54	State	<b>228</b>
Local	28	4	3	3	3	Local	<b>13</b>
<b>Year Total:</b>	<b>178</b>	<b>102</b>	<b>75</b>	<b>79</b>	<b>79</b>	<b>Total Funds:</b>	<b>335</b>
Description:							

**VIRGINIA DEPARTMENT OF RAIL AND PUBLIC  
TRANSPORTATION STATEWIDE TRANSPORTATION  
IMPROVEMENT PROGRAM SUMMARY  
TRANSIT COSTS (in \$1,000)**

**FY2024 - FY2027**

	Previous Funding	FY 2024	FY 2025	FY 2026	FY 2027	Total FY 2024-2027	
<b>NEW RIVER VALLEY METROPOLITAN PLANNING ORGANIZATION</b>							
STIP ID:	<b>BBT0044</b>	Title: Other-Building Facility Items and Fixtures		Recipient:		<b>Blacksburg Transit</b>	
FTA 5339		77				FTA 5339	<b>77</b>
State		187				State	<b>187</b>
Local		11				Local	<b>11</b>
<b>Year Total:</b>		<b>275</b>	-	-	-	<b>Total Funds:</b>	<b>275</b>
Description:							
STIP ID:	<b>BBT0045</b>	Title: Design / A&E - Bus Pull-Offs		Recipient:		<b>Blacksburg Transit</b>	
FTA 5339		5	4	4	4	FTA 5339	<b>17</b>
State		12	9	10	10	State	<b>41</b>
Local		1	1	1	1	Local	<b>4</b>
<b>Year Total:</b>		<b>18</b>	<b>14</b>	<b>15</b>	<b>15</b>	<b>Total Funds:</b>	<b>62</b>
Description:							
STIP ID:	<b>CRAD001</b>	Title: Operating Assistance		Recipient:		<b>City of Radford</b>	
FTA 5307	1,403	503	-	-	-	FTA 5307	<b>503</b>
FTA 5311	-	-	-	-	-	FTA 5311	-
Federal Stimulus	271	-	-	-	-	Federal Stimulus	-
State	502	521	-	-	-	State	<b>521</b>
Local	355	1,492	-	-	-	Local	<b>1,492</b>
Revenues	-	10	-	-	-	Revenues	<b>10</b>
<b>Year Total:</b>	<b>2,531</b>	<b>2,526</b>	-	-	-	<b>Total Funds:</b>	<b>2,526</b>
Description:							
STIP ID:	<b>CRAD004</b>	Title: Replacement Rolling Stock		Recipient:		<b>City of Radford</b>	
FTA 5339	-	-	-	-	-	FTA 5339	-
State	-	-	-	-	-	State	-
Local	-	-	-	-	-	Local	-
<b>Year Total:</b>	-	-	-	-	-	<b>Total Funds:</b>	-
Description:							
STIP ID:	<b>CRAD005</b>	Title: Hand Held Radios/IT		Recipient:		<b>City of Radford</b>	
FTA 5339	-	-	-	-	-	FTA 5339	-
State	-	-	-	-	-	State	-
Local	-	-	-	-	-	Local	-
<b>Year Total:</b>	-	-	-	-	-	<b>Total Funds:</b>	-
Description:							
STIP ID:	<b>CRAD006</b>	Title: Engineering Design Transit Facility		Recipient:		<b>City of Radford</b>	
Flexible STP	-	-	-	-	-	Flexible STP	-
State	-	-	-	-	-	State	-
Local	-	-	-	-	-	Local	-
<b>Year Total:</b>	-	-	-	-	-	<b>Total Funds:</b>	-
Description:							
STIP ID:	<b>CRAD007</b>	Title: Purchase Route Signage		Recipient:		<b>City of Radford</b>	
Flexible STP	-	-	-	-	-	Flexible STP	-
State	-	-	-	-	-	State	-
Local	-	-	-	-	-	Local	-
<b>Year Total:</b>	-	-	-	-	-	<b>Total Funds:</b>	-
Description:							

**VIRGINIA DEPARTMENT OF RAIL AND PUBLIC  
TRANSPORTATION STATEWIDE TRANSPORTATION  
IMPROVEMENT PROGRAM SUMMARY  
TRANSIT COSTS (in \$1,000)**

**FY2024 - FY2027**

	Previous Funding	FY 2024	FY 2025	FY 2026	FY 2027	Total FY 2024-2027	
<b>NEW RIVER VALLEY METROPOLITAN PLANNING ORGANIZATION</b>							
STIP ID:	<b>CRAD008</b>	Title: Purchase Shop Equipment		Recipient:		<b>City of Radford</b>	
FTA 5339	-	6	-	-	-	FTA 5339	<b>6</b>
Federal Stimulus	-	-	-	-	-	Federal Stimulus	-
State	-	13	-	-	-	State	<b>13</b>
Local	-	1	-	-	-	Local	<b>1</b>
<b>Year Total:</b>	-	<b>20</b>	-	-	-	<b>Total Funds:</b>	<b>20</b>
Description:							
STIP ID:	<b>CRAD010</b>	Title: Purchase Expansion Vehicles		Recipient:		<b>City of Radford</b>	
Flexible STP	-	-	-	-	-	Flexible STP	-
State	-	-	-	-	-	State	-
Local	-	-	-	-	-	Local	-
<b>Year Total:</b>	-	-	-	-	-	<b>Total Funds:</b>	-
Description:							
STIP ID:	<b>CRAD012</b>	Title: Purchase Spare Parts		Recipient:		<b>City of Radford</b>	
Flexible STP	-	40	-	-	-	Flexible STP	<b>40</b>
State	-	8	-	-	-	State	<b>8</b>
Local	-	2	-	-	-	Local	<b>2</b>
<b>Year Total:</b>	-	<b>50</b>	-	-	-	<b>Total Funds:</b>	<b>50</b>
Description:							
STIP ID:	<b>NRVC001</b>	Title: Paratransit Vehicles		Recipient:		<b>New River Valley Community Services</b>	
FTA 5310	822	184	227	198	257	FTA 5310	<b>866</b>
State	-	46	57	49	64	State	<b>216</b>
Local	177	-	-	-	-	Local	-
<b>Year Total:</b>	<b>999</b>	<b>230</b>	<b>284</b>	<b>247</b>	<b>321</b>	<b>Total Funds:</b>	<b>1,082</b>
Description:							
STIP ID:	<b>NRVC002</b>	Title: Technology		Recipient:		<b>New River Valley Community Services</b>	
FTA 5310	-	11	-	-	-	FTA 5310	<b>11</b>
State	-	-	-	-	-	State	-
Local	-	3	-	-	-	Local	<b>3</b>
<b>Year Total:</b>	-	<b>14</b>	-	-	-	<b>Total Funds:</b>	<b>14</b>
Description:							
STIP ID:	<b>NRVC003</b>	Title: Operating		Recipient:		<b>New River Valley Community Services</b>	
FTA 5310	-	81	-	-	-	FTA 5310	<b>81</b>
State	-	65	-	-	-	State	<b>65</b>
Local	-	16	-	-	-	Local	<b>16</b>
<b>Year Total:</b>	-	<b>162</b>	-	-	-	<b>Total Funds:</b>	<b>162</b>
Description:							
<b>Blacksburg Transit</b>							
	Previous Funding	FY 2024	FY 2025	FY 2026	FY 2027	Total FY 2024-2027	
FTA 5307	2,139	2,174	2,239	2,306	2,375	FTA 5307	9,094
FTA 5310	-	-	-	-	-	FTA 5310	-
FTA 5311	-	-	-	-	-	FTA 5311	-
FTA 5337	-	-	-	-	-	FTA 5337	-
FTA 5339	10,239	2,259	1,972	539	2,528	FTA 5339	7,298
Federal Stimulus	2,173	756	-	-	-	Federal Stimulus	756
Flexible STP	4,960	19	-	-	-	Flexible STP	19
RSTP	-	-	-	-	-	RSTP	-
Other Federal	-	-	-	-	-	Other Federal	-
State	28,388	8,508	10,912	5,267	13,323	State	38,010
Local	9,983	8,246	9,879	8,859	10,867	Local	37,851
Revenues	93	115	118	122	126	Revenues	481
	57,975	22,077	25,120	17,093	29,219		93,509

**VIRGINIA DEPARTMENT OF RAIL AND PUBLIC  
TRANSPORTATION STATEWIDE TRANSPORTATION  
IMPROVEMENT PROGRAM SUMMARY  
TRANSIT COSTS (in \$1,000)**

**FY2024 - FY2027**

	Previous Funding	FY 2024	FY 2025	FY 2026	FY 2027	Total FY 2024-2027	
<b>NEW RIVER VALLEY METROPOLITAN PLANNING ORGANIZATION</b>							
<b>City of Radford</b>	Previous Funding	FY 2024	FY 2025	FY 2026	FY 2027	Total FY 2024-2027	
FTA 5307	1,403	503	-	-	-	FTA 5307	503
FTA 5310	-	-	-	-	-	FTA 5310	-
FTA 5311	-	-	-	-	-	FTA 5311	-
FTA 5337	-	-	-	-	-	FTA 5337	-
FTA 5339	-	6	-	-	-	FTA 5339	6
Federal Stimulus	271	-	-	-	-	Federal Stimulus	-
Flexible STP	-	40	-	-	-	Flexible STP	40
RSTP	-	-	-	-	-	RSTP	-
Other Federal	-	-	-	-	-	Other Federal	-
State	502	542	-	-	-	State	542
Local	355	1,495	-	-	-	Local	1,495
Revenues	-	10	-	-	-	Revenues	10
<b>Totals</b>	<b>2,531</b>	<b>2,596</b>	<b>-</b>	<b>-</b>	<b>-</b>		<b>2,596</b>
<b>New River Valley Community Services</b>							
	Previous Funding	FY 2024	FY 2025	FY 2026	FY 2027	Total FY 2024-2027	
FTA 5307	-	-	-	-	-	FTA 5307	-
FTA 5310	822	276	227	198	257	FTA 5310	958
FTA 5311	-	-	-	-	-	FTA 5311	-
FTA 5337	-	-	-	-	-	FTA 5337	-
FTA 5339	-	-	-	-	-	FTA 5339	-
Flexible STP	-	-	-	-	-	Flexible STP	-
RSTP	-	-	-	-	-	RSTP	-
Other Federal	-	-	-	-	-	Other Federal	-
State	-	111	57	49	64	State	281
Local	177	19	-	-	-	Local	19
Revenues	-	-	-	-	-	Revenues	-
<b>Totals</b>	<b>999</b>	<b>406</b>	<b>284</b>	<b>247</b>	<b>321</b>		<b>1,258</b>



**VIRGINIA DEPARTMENT OF RAIL AND PUBLIC  
TRANSPORTATION STATEWIDE TRANSPORTATION  
IMPROVEMENT PROGRAM SUMMARY  
TRANSIT COSTS (in \$1,000)**

**FY2024 - FY2027**

	Previous Funding	FY 2024	FY 2025	FY 2026	FY 2027	Total FY 2024-2027	
<b>NEW RIVER VALLEY METROPOLITAN PLANNING ORGANIZATION</b>							
<b>New River Valley MPO</b>	Previous Funding	FY 2024	FY 2025	FY 2026	FY 2027	Total FY 2024-2027	
FTA 5307	3,542	2,677	2,239	2,306	2,375	FTA 5307	<b>9,597</b>
FTA 5310	822	276	227	198	257	FTA 5310	<b>958</b>
FTA 5311	-	-	-	-	-	FTA 5311	-
FTA 5337	-	-	-	-	-	FTA 5337	-
FTA 5339	10,239	2,265	1,972	539	2,528	FTA 5339	<b>7,304</b>
Federal Stimulus	2,444	756	-	-	-	Federal Stimulus	<b>756</b>
Flexible STP	4,960	59	-	-	-	Flexible STP	<b>59</b>
RSTP	-	-	-	-	-	RSTP	-
Other Federal	-	-	-	-	-	Other Federal	-
State	28,890	9,161	10,969	5,316	13,387	State	<b>38,833</b>
Local	10,515	9,760	9,879	8,859	10,867	Local	<b>39,365</b>
Revenues	93	125	118	122	126	Revenues	<b>491</b>
<b>Totals</b>	<b>61,505</b>	<b>25,079</b>	<b>25,404</b>	<b>17,340</b>	<b>29,540</b>		<b>97,363</b>

VIRGINIA DEPARTMENT OF RAIL AND PUBLIC TRANSPORTATION  
STATEWIDE TRANSPORTATION  
IMPROVEMENT PROGRAM SUMMARY  
TRANSIT COSTS (in \$1,000)

FY2024 - FY2027

	Previous Funding	FY 2024	FY 2025	FY 2026	FY 2027	Total FY 2024-2027
<b>METROPOLITAN WASHINGTON COUNCIL OF GOVERNMENTS</b>						
STIP ID:	<b>ARL0009 (T21240)</b>	Title: Commuter Assistance Program		Recipient:		<b>Arlington County</b>
CMAQ	4,317	339	-	-	-	CMAQ 339
RSTP	-	363	-	-	-	RSTP 363
State	1,080	176	-	-	-	State 176
<b>Year Total:</b>	<b>5,397</b>	<b>878</b>	-	-	-	<b>Total Funds: 878</b>
Description:						
STIP ID:	<b>ARL0010 (T22443)</b>	Title: Crystal City Metro Station East Entrance		Recipient:		<b>Arlington County</b>
CMAQ	-	16,668	-	-	-	CMAQ 16,668
Other Federal	-	4,754	-	-	-	Other Federal 4,754
Other Federal	-	4,754	-	-	-	Other Federal 4,754
State	15,364	11,413	-	-	-	State 11,413
RSTP	44,178	-	-	-	-	RSTP -
Local	-	-	-	-	-	Local -
<b>Year Total:</b>	<b>59,542</b>	<b>37,589</b>	-	-	-	<b>Total Funds: 37,589</b>
Description:						
STIP ID:	<b>ALX0005 (T21453)</b>	Title: Transit Store Funding - Alexandria		Recipient:		<b>City of Alexandria</b>
CMAQ	-	480	-	-	-	CMAQ 480
State	-	120	-	-	-	State 120
<b>Year Total:</b>	-	<b>600</b>	-	-	-	<b>Total Funds: 600</b>
Description:						
STIP ID:	<b>ALX0009 (T15668)</b>	Title: Crystal City Potomac Yard BRT Expansion		Recipient:		<b>City of Alexandria</b>
CMAQ	1,200	800	-	-	-	CMAQ 800
FTA 5309	282	-	-	-	-	FTA 5309 -
State	300	200	-	-	-	State 200
Local	-	-	-	-	-	Local -
<b>Year Total:</b>	<b>1,782</b>	<b>1,000</b>	-	-	-	<b>Total Funds: 1,000</b>
Description:						
STIP ID:	<b>FFX0003 (T21448)</b>	Title: Fairfax Countywide Transit Stores		Recipient:		<b>Fairfax County</b>
CMAQ	520	520	-	-	-	CMAQ 520
State	130	130	-	-	-	State 130
<b>Year Total:</b>	<b>650</b>	<b>650</b>	-	-	-	<b>Total Funds: 650</b>
Description:						
STIP ID:	<b>FFX0004 (T15549)</b>	Title: US 1 Bus Rapid Transit		Recipient:		<b>Fairfax County</b>
CMAQ	29,031	-	-	-	-	CMAQ -
Other Federal	20,000	-	-	-	-	Other Federal -
Other Federal	40,968	-	-	-	-	Other Federal -
RSTP	10,690	-	-	-	-	RSTP -
State	641	-	-	-	-	State -
Local	-	-	-	-	193,283	Local 193,283
Local	250,186	-	-	-	-	Local -
<b>Year Total:</b>	<b>351,516</b>	-	-	-	<b>193,283</b>	<b>Total Funds: 193,283</b>
Description:						
STIP ID:	<b>PRTC0003 (PRTC0003)</b>	Title: Rehabilitate / Rebuild OmniRide Buses		Recipient:		<b>PRTC</b>
FTA 5309	9,144	-	-	-	-	FTA 5309 -
FTA5337	-	-	-	-	-	FTA5337 -
State	1,710	-	-	-	-	State -
Local	-	-	-	-	-	Local -
<b>Year Total:</b>	<b>10,854</b>	-	-	-	-	<b>Total Funds: -</b>
Description:						
STIP ID:	<b>PRTC0004 (PRTC0004)</b>	Title: PRTC - Preventive Maintenance		Recipient:		<b>PRTC</b>
FTA 5307	3,163	3,163	3,163	3,163	-	FTA 5307 9,489
FTA 5337	-	-	-	-	-	FTA 5337 -
FTA 5339	-	-	-	-	-	FTA 5339 -
State	-	-	-	-	-	State -
Local	791	791	791	791	-	Local 2,373
<b>Year Total:</b>	<b>3,954</b>	<b>3,954</b>	<b>3,954</b>	<b>3,954</b>	-	<b>Total Funds: 11,862</b>
Description:						

VIRGINIA DEPARTMENT OF RAIL AND PUBLIC TRANSPORTATION  
STATEWIDE TRANSPORTATION  
IMPROVEMENT PROGRAM SUMMARY  
TRANSIT COSTS (in \$1,000)

FY2024 - FY2027

	Previous Funding	FY 2024	FY 2025	FY 2026	FY 2027	Total FY 2024-2027
<b>METROPOLITAN WASHINGTON COUNCIL OF GOVERNMENTS</b>						
STIP ID:	<b>PRTC005 (T1158)</b>	Title: PRTC - Bus Acquisition/Replacement Program		Recipient: <b>PRTC</b>		
FTA 5307	-	-	-	-	-	FTA 5307 -
FTA 5337	-	-	-	-	-	FTA 5337 -
FTA 5339	680	-	-	-	-	FTA 5339 -
State	-	-	-	-	-	State -
Local	170	-	-	-	-	Local -
<b>Year Total:</b>	<b>850</b>	-	-	-	-	<b>Total Funds:</b> -
Description:						
STIP ID:	<b>PRTC006 (PRTC006)</b>	Title: PRTC Security Enhancements		Recipient: <b>PRTC</b>		
FTA 5307	49	-	-	-	-	FTA 5307 -
State	12	-	-	-	-	State -
Local	-	-	-	-	-	Local -
<b>Year Total:</b>	<b>61</b>	-	-	-	-	<b>Total Funds:</b> -
Description:						
STIP ID:	<b>PRTC007 (T21457)</b>	Title: PRTC Commuter Assistance		Recipient: <b>PRTC</b>		
CMAQ	280	280	280	280	-	CMAQ <b>840</b>
State	70	70	70	70	-	State <b>210</b>
<b>Year Total:</b>	<b>350</b>	<b>350</b>	<b>350</b>	<b>350</b>	-	<b>Total Funds:</b> <b>1,050</b>
Description:						
STIP ID:	<b>PRTC008 (T21459)</b>	Title: Bus Replacement (OmniRide Express Commuter Buses)		Recipient: <b>PRTC</b>		
CMAQ	1,200	1,200	-	-	-	CMAQ <b>1,200</b>
State	300	300	-	-	-	State <b>300</b>
Local	-	-	-	-	-	Local -
<b>Year Total:</b>	<b>1,500</b>	<b>1,500</b>	-	-	-	<b>Total Funds:</b> <b>1,500</b>
Description:						
STIP ID:	<b>WMATA 01 (T21031, T21033)</b>	Title: WMATA Replacement Buses		Recipient: <b>WMATA</b>		
CMAQ	-	2,960	-	-	-	CMAQ <b>2,960</b>
FTA5337	-	-	-	-	-	FTA5337 -
State	-	740	-	-	-	State <b>740</b>
Local	-	-	-	-	-	Local -
<b>Year Total:</b>	-	<b>3,700</b>	-	-	-	<b>Total Funds:</b> <b>3,700</b>
Description:						
STIP ID:	<b>VRE0001 (VRE0001)</b>	Title: Rolling Stock Modifications and Overhauls		Recipient: <b>NVTC - VRE</b>		
FTA 5307	8,290	-	-	-	-	FTA 5307 -
FTA 5337	2,769	3,035	1,520	2,663	-	FTA 5337 <b>7,218</b>
State	2,212	607	152	266	-	State <b>1,025</b>
Local	553	152	228	399	-	Local <b>779</b>
<b>Year Total:</b>	<b>13,824</b>	<b>3,794</b>	<b>1,900</b>	<b>3,328</b>	-	<b>Total Funds:</b> <b>9,022</b>
Description: DC/State is included in State						
STIP ID:	<b>VRE0002 (VRE0002)</b>	Title: Fare Collection System/Comm. Improvements		Recipient: <b>NVTC - VRE</b>		
RSTP	-	-	-	-	-	RSTP -
State	-	-	-	-	-	State -
Local	-	-	-	-	-	Local -
<b>Year Total:</b>	-	-	-	-	-	<b>Total Funds:</b> -
Description:						
STIP ID:	<b>VRE0003 (VRE0003)</b>	Title: Security Enhancements Systemwide		Recipient: <b>NVTC - VRE</b>		
FTA 5307	1,115	84	84	84	-	FTA 5307 <b>252</b>
FTA 5337	-	-	-	-	-	FTA 5337 -
State	223	17	17	17	-	State <b>51</b>
Local	556	4	4	4	-	Local <b>12</b>
<b>Year Total:</b>	<b>1,894</b>	<b>105</b>	<b>105</b>	<b>105</b>	-	<b>Total Funds:</b> <b>315</b>
Description:						
STIP ID:	<b>VRE0008 (VRE0008)</b>	Title: Grant and Project Management		Recipient: <b>NVTC - VRE</b>		
FTA 5307	1,560	520	520	520	-	FTA 5307 <b>1,560</b>
State	0	-	-	-	-	State -
Local	390	130	130	130	-	Local <b>390</b>
<b>Year Total:</b>	<b>1,950</b>	<b>650</b>	<b>650</b>	<b>650</b>	-	<b>Total Funds:</b> <b>1,950</b>
Description:						

VIRGINIA DEPARTMENT OF RAIL AND PUBLIC TRANSPORTATION  
STATEWIDE TRANSPORTATION  
IMPROVEMENT PROGRAM SUMMARY  
TRANSIT COSTS (in \$1,000)

FY2024 - FY2027

	Previous Funding	FY 2024	FY 2025	FY 2026	FY 2027	Total FY 2024-2027
<b>METROPOLITAN WASHINGTON COUNCIL OF GOVERNMENTS</b>						
STIP ID:	<b>VRE0009 (T18094)</b>	Title: VRE Woodbridge Station Improvements		Recipient:		<b>NVTC - VRE</b>
CMAQ	1,616	-	723	-	-	CMAQ 723
State	404	-	181	-	-	State 181
Local	-	-	-	-	-	Local -
<b>Year Total:</b>	<b>2,020</b>	-	<b>904</b>	-	-	<b>Total Funds: 904</b>
Description:	Was PRTC009 (T18094) in last STIP. DC/State is included in State					
STIP ID:	<b>VRE0011 (VRE0011)</b>	Title: VRE Stations and Facilities		Recipient:		<b>NVTC - VRE</b>
FTA 5307	22,249	6,200	6,200	-	-	FTA 5307 12,400
FTA 5337	26,157	-	-	-	-	FTA 5337 -
CMAQ	-	-	-	-	-	CMAQ -
State	17,872	3,400	3,400	-	-	State 6,800
Local	18,236	441	400	-	-	Local 841
<b>Year Total:</b>	<b>84,514</b>	<b>10,041</b>	<b>10,000</b>	-	-	<b>Total Funds: 20,041</b>
Description:						
STIP ID:	<b>VRE0012 (VRE0012)</b>	Title: VRE Track Lease Improvements		Recipient:		<b>NVTC - VRE</b>
FTA 5309	-	-	-	-	-	FTA 5309 -
FTA 5337	-	-	-	-	-	FTA 5337 -
State	-	-	-	-	-	State -
Local	-	-	-	-	-	Local -
<b>Year Total:</b>	<b>-</b>	<b>-</b>	<b>-</b>	<b>-</b>	<b>-</b>	<b>Total Funds: -</b>
Description:						
STIP ID:	<b>VRE0013 (111654)</b>	Title: Rolling Stock Acquisition		Recipient:		<b>NVTC - VRE</b>
FTA 5307	11,830	1,398	1,397	1,398	-	FTA 5307 4,193
FTA 5337	10,503	3,502	2,728	1,957	-	FTA 5337 8,187
RSTP	-	-	-	-	-	RSTP -
State	2,939	980	825	671	-	State 2,476
Local	735	245	206	168	-	Local 619
<b>Year Total:</b>	<b>26,007</b>	<b>6,125</b>	<b>5,156</b>	<b>4,194</b>	-	<b>Total Funds: 15,475</b>
Description:	DC/State is included in State					
STIP ID:	<b>VRE0014 (113526)</b>	Title: VRE Manassas Line Capacity Expansion		Recipient:		<b>NVTC - VRE</b>
CMAQ	295	-	-	-	-	CMAQ -
FTA5337	-	-	-	-	-	FTA5337 -
State	74	-	-	-	-	State -
Local	-	-	-	-	-	Local -
<b>Year Total:</b>	<b>369</b>	<b>-</b>	<b>-</b>	<b>-</b>	<b>-</b>	<b>Total Funds: -</b>
Description:						
STIP ID:	<b>New</b>	Title: VRE Franconia-Springfield Station Improvements		Recipient:		<b>NVTC - VRE</b>
CMAQ	-	-	-	-	-	CMAQ -
FTA5337	-	9,881	-	-	-	FTA5337 9,881
State	-	494	-	-	-	State 494
Local	-	1,976	-	-	-	Local 1,976
<b>Year Total:</b>	<b>-</b>	<b>12,351</b>	<b>-</b>	<b>-</b>	<b>-</b>	<b>Total Funds: 12,351</b>
Description:	DC/State is included in State					
STIP ID:	<b>New</b>	Title: VRE Rolling Stock Acquisition - NVCC		Recipient:		<b>NVTC - VRE</b>
CMAQ	-	-	-	-	-	CMAQ -
FTA5309	-	-	108,761	-	-	FTA5309 108,761
State	-	-	27,190	-	-	State 27,190
Local	-	-	-	-	-	Local -
<b>Year Total:</b>	<b>-</b>	<b>-</b>	<b>135,951</b>	<b>-</b>	<b>-</b>	<b>Total Funds: 135,951</b>
Description:	DC/State is included in State					
STIP ID:	<b>New</b>	Title: VRE Rolling Stock Acquisition - Expansion Coaches		Recipient:		<b>NVTC - VRE</b>
CMAQ	-	-	-	-	-	CMAQ -
FTA5307	7,639	10,129	-	-	-	FTA5307 10,129
State	1,528	2,206	-	-	-	State 2,206
Local	382	326	-	-	-	Local 326
<b>Year Total:</b>	<b>9,549</b>	<b>12,661</b>	<b>-</b>	<b>-</b>	<b>-</b>	<b>Total Funds: 12,661</b>
Description:	DC/State is included in State					

VIRGINIA DEPARTMENT OF RAIL AND PUBLIC TRANSPORTATION  
STATEWIDE TRANSPORTATION  
IMPROVEMENT PROGRAM SUMMARY  
TRANSIT COSTS (in \$1,000)

FY2024 - FY2027

	Previous Funding	FY 2024	FY 2025	FY 2026	FY 2027	Total FY 2024-2027	
<b>METROPOLITAN WASHINGTON COUNCIL OF GOVERNMENTS</b>							
STIP ID:	<b>New</b>	Title: VRE Backlick Road Station Improvements		Recipient:		<b>NVTC - VRE</b>	
CMAQ	2,000	-	-	-	-	CMAQ	-
FTA5307	-	-	-	-	-	FTA5307	-
State	500	-	-	-	-	State	-
Local	-	-	-	-	-	Local	-
<b>Year Total:</b>	<b>2,500</b>	-	-	-	-	<b>Total Funds:</b>	-
Description:	DC/State is included in State						
STIP ID:	<b>New</b>	Title: VRE Alexandria Station Improvements		Recipient:		<b>NVTC - VRE</b>	
CMAQ	-	-	-	-	-	CMAQ	-
FTA5307	320	-	-	-	-	FTA5307	-
State	771	-	-	-	-	State	-
Local	16	-	-	-	-	Local	-
<b>Year Total:</b>	<b>1,107</b>	-	-	-	-	<b>Total Funds:</b>	-
Description:	DC/State is included in State						
STIP ID:	<b>VRE0015</b>	Title: L'Enfant Station and Fourth Track		Recipient:		<b>VRE</b>	
FTA 5307	3,284	2,864	-	-	-	FTA 5307	<b>2,864</b>
FTA5337	11,209	6,034	-	-	-	FTA5337	<b>6,034</b>
State	27,249	1,780	-	-	-	State	<b>1,780</b>
Local	31,725	445	-	-	-	Local	<b>445</b>
<b>Year Total:</b>	<b>73,467</b>	<b>11,123</b>	-	-	-	<b>Total Funds:</b>	<b>11,123</b>
Description:	DC/State is included in State						
STIP ID:	<b>VPRA002</b>	Title: Franconia to Occoquan 3rd Track Project		Recipient:		<b>VPRA</b>	
State	81,614	-	-	-	-	State	-
Local	-	-	-	-	-	Local	-
<b>Year Total:</b>	<b>81,614</b>	-	-	-	-	<b>Total Funds:</b>	-
Description:	DC/State is included in State State/Local is included in State						
STIP ID:	<b>VPRA003</b>	Title: Long Bridge VA - DC		Recipient:		<b>VPRA</b>	
CMAQ	-	-	-	-	-	CMAQ	-
Other Federal	-	-	20,000	-	-	Other Federal	<b>20,000</b>
State	24,824	45,931	253,091	360,901	715,750	State	<b>1,375,673</b>
Local	12,605	7,398	7,505	7,501	82,007	Local	<b>104,411</b>
<b>Year Total:</b>	<b>37,429</b>	<b>53,329</b>	<b>280,596</b>	<b>368,402</b>	<b>797,757</b>	<b>Total Funds:</b>	<b>1,500,084</b>
Description:	FRA Earmark is included in Other Federal DC/State is included in State						
STIP ID:	<b>VPRA004 (T23436)</b>	Title: Alexandria 4th Track		Recipient:		<b>VPRA</b>	
CMAQ	-	-	8,926	43,268	3,806	CMAQ	<b>56,000</b>
Other Federal	4,182	21,481	19,336	-	-	Other Federal	<b>40,817</b>
Other Federal	-	-	-	-	-	Other Federal	-
State	9,385	32,221	29,004	14,000	14,840	State	<b>90,065</b>
Local	-	-	-	-	-	Local	-
<b>Year Total:</b>	<b>13,567</b>	<b>53,702</b>	<b>57,266</b>	<b>57,268</b>	<b>18,646</b>	<b>Total Funds:</b>	<b>186,882</b>
Description:	FRA Earmark is included in Other Federal DC/State is included in State						
STIP ID:		Title:		Recipient:		<b>VPRA</b>	
FTA 5307	-	-	-	-	-	FTA 5307	-
FTA5337	-	-	-	-	-	FTA5337	-
State	-	-	-	-	-	State	-
Local	-	-	-	-	-	Local	-
<b>Year Total:</b>	-	-	-	-	-	<b>Total Funds:</b>	-
Description:							

VIRGINIA DEPARTMENT OF RAIL AND PUBLIC TRANSPORTATION  
STATEWIDE TRANSPORTATION  
IMPROVEMENT PROGRAM SUMMARY  
TRANSIT COSTS (in \$1,000)

FY2024 - FY2027

	Previous Funding	FY 2024	FY 2025	FY 2026	FY 2027	Total FY 2024-2027
<b>METROPOLITAN WASHINGTON COUNCIL OF GOVERNMENTS</b>						
<b>City of Alexandria</b>	Previous Funding	FY 2024	FY 2025	FY 2026	FY 2027	Total FY 2024-2027
FTA 5307	-	-	-	-	-	FTA 5307 -
FTA 5309	282	-	-	-	-	FTA 5309 -
FTA 5310	-	-	-	-	-	FTA 5310 -
FTA 5311	-	-	-	-	-	FTA 5311 -
FTA 5337	-	-	-	-	-	FTA 5337 -
FTA 5339	-	-	-	-	-	FTA 5339 -
Flexible STP	-	-	-	-	-	Flexible STP -
CMAQ	1,200	1,280	-	-	-	CMAQ 1,280
RSTP	-	-	-	-	-	RSTP -
Other Federal	-	-	-	-	-	Other Federal -
State	300	320	-	-	-	State 320
Local	-	-	-	-	-	Local -
Revenues	-	-	-	-	-	Revenues -
<b>Totals</b>	<b>1,782</b>	<b>1,600</b>	<b>-</b>	<b>-</b>	<b>-</b>	<b>1,600</b>
<b>Arlington County</b>	Previous Funding	FY 2015	FY 2016	FY 2017	FY 2018	Total FY 2015-2018
FTA 5307	-	-	-	-	-	FTA 5307 -
FTA 5310	-	-	-	-	-	FTA 5310 -
FTA 5311	-	-	-	-	-	FTA 5311 -
FTA 5339	-	-	-	-	-	FTA 5339 -
Flexible STP	-	-	-	-	-	Flexible STP -
Other Federal	-	9,508	-	-	-	Other Federal 9,508
State	16,444	11,589	-	-	-	State 11,589
Local	-	-	-	-	-	Local -
Revenues	-	-	-	-	-	Revenues -
CMAQ	4,317	17,007	-	-	-	CMAQ 17,007
RSTP	44,178	363	-	-	-	RSTP 363
<b>Totals</b>	<b>64,939</b>	<b>38,467</b>	<b>-</b>	<b>-</b>	<b>-</b>	<b>38,467</b>
<b>Fairfax County</b>	Previous Funding	FY 2024	FY 2025	FY 2026	FY 2027	Total FY 2024-2027
FTA 5307	-	-	-	-	-	FTA 5307 -
FTA 5310	-	-	-	-	-	FTA 5310 -
FTA 5311	-	-	-	-	-	FTA 5311 -
FTA 5337	-	-	-	-	-	FTA 5337 -
FTA 5339	-	-	-	-	-	FTA 5339 -
Flexible STP	-	-	-	-	-	Flexible STP -
CMAQ	29,551	520	-	-	-	CMAQ 520
RSTP	10,690	-	-	-	-	RSTP -
Other Federal	60,968	-	-	-	-	Other Federal -
State	771	130	-	-	-	State 130
Local	250,186	-	-	-	193,283	Local 193,283
Revenues	-	-	-	-	-	Revenues -
<b>Totals</b>	<b>352,166</b>	<b>650</b>	<b>-</b>	<b>-</b>	<b>193,283</b>	<b>193,933</b>
<b>NVTC VRE</b>	Previous Funding	FY 2024	FY 2025	FY 2026	FY 2027	Total FY 2024-2027
FTA 5307	48,328	11,066	8,201	2,002	-	FTA 5307 21,269
FTA 5310	-	-	-	-	-	FTA 5310 -
FTA 5311	-	-	-	-	-	FTA 5311 -
FTA 5337	39,429	6,537	4,248	4,620	-	FTA 5337 15,405
FTA 5339	-	-	-	-	-	FTA 5339 -
Flexible STP	-	-	-	-	-	Flexible STP -
CMAQ	3,911	-	723	-	-	CMAQ 723
RSTP	-	-	-	-	-	RSTP -
Other Federal	-	-	-	-	-	Other Federal -
State	53,772	9,484	31,765	954	-	State 42,203
Local	52,593	3,719	968	701	-	Local 5,388
Revenues	-	-	-	-	-	Revenues -
<b>Totals</b>	<b>198,033</b>	<b>30,806</b>	<b>45,905</b>	<b>8,277</b>	<b>-</b>	<b>84,988</b>

VIRGINIA DEPARTMENT OF RAIL AND PUBLIC TRANSPORTATION  
STATEWIDE TRANSPORTATION  
IMPROVEMENT PROGRAM SUMMARY  
TRANSIT COSTS (in \$1,000)

FY2024 - FY2027

	Previous Funding	FY 2024	FY 2025	FY 2026	FY 2027	Total FY 2024-2027
<b>METROPOLITAN WASHINGTON COUNCIL OF GOVERNMENTS</b>						
<b>PRIC</b>	Previous Funding	FY 2024	FY 2025	FY 2026	FY 2027	Total FY 2024-2027
FTA 5307	3,212	3,163	3,163	3,163	-	FTA 5307 9,489
FTA 5310	-	-	-	-	-	FTA 5310 -
FTA 5311	-	-	-	-	-	FTA 5311 -
FTA 5337	-	-	-	-	-	FTA 5337 -
FTA 5339	680	-	-	-	-	FTA 5339 -
Flexible STP	-	-	-	-	-	Flexible STP -
CMAQ	1,480	1,480	280	280	-	CMAQ 2,040
RSTP	-	-	-	-	-	RSTP -
Other Federal	-	-	-	-	-	Other Federal -
State	2,092	370	70	70	-	State 510
Local	961	791	791	791	-	Local 2,373
Revenues	-	-	-	-	-	Revenues -
<b>Totals</b>	<b>8,425</b>	<b>5,804</b>	<b>4,304</b>	<b>4,304</b>	<b>-</b>	<b>Totals 14,412</b>
<b>VPRA</b>						
	Previous Funding	FY 2024	FY 2025	FY 2026	FY 2027	Total FY 2024-2027
FTA 5307	-	-	-	-	-	FTA 5307 -
FTA 5310	-	-	-	-	-	FTA 5310 -
FTA 5311	-	-	-	-	-	FTA 5311 -
FTA 5337	-	-	-	-	-	FTA 5337 -
FTA 5339	-	-	-	-	-	FTA 5339 -
Flexible STP	-	-	-	-	-	Flexible STP -
CMAQ	-	-	8,926	43,268	3,806	CMAQ 56,000
RSTP	-	-	-	-	-	RSTP -
Other Federal	4,182	21,481	39,336	-	-	Other Federal 60,817
State	115,823	78,152	282,095	374,901	730,590	State 1,465,738
Local	12,605	7,398	7,505	7,501	82,007	Local 104,411
Revenues	-	-	-	-	-	Revenues -
<b>Totals</b>	<b>132,610</b>	<b>107,031</b>	<b>337,862</b>	<b>425,670</b>	<b>816,403</b>	<b>1,686,966</b>
<b>WMATA</b>						
	Previous Funding	FY 2024	FY 2025	FY 2026	FY 2027	Total FY 2024-2027
FTA 5307	-	-	-	-	-	FTA 5307 -
FTA 5310	-	-	-	-	-	FTA 5310 -
FTA 5311	-	-	-	-	-	FTA 5311 -
FTA 5337	-	-	-	-	-	FTA 5337 -
FTA 5339	-	-	-	-	-	FTA 5339 -
Flexible STP	-	-	-	-	-	Flexible STP -
CMAQ	-	2,960	-	-	-	CMAQ 2,960
RSTP	-	-	-	-	-	RSTP -
Other Federal	-	-	-	-	-	Other Federal -
State	-	740	-	-	-	State 740
Local	-	-	-	-	-	Local -
Revenues	-	-	-	-	-	Revenues -
<b>Totals</b>	<b>-</b>	<b>3,700</b>	<b>-</b>	<b>-</b>	<b>-</b>	<b>3,700</b>
<b>Grand Totals-NoVa MPO</b>						
	Previous Funding	FY 2024	FY 2025	FY 2026	FY 2027	Total FY 2024-2027
FTA 5307	51,540	14,229	11,364	5,165	-	FTA 5307 30,758
FTA 5309	282	-	-	-	-	FTA 5309 -
FTA 5310	-	-	-	-	-	FTA 5310 -
FTA 5311	-	-	-	-	-	FTA 5311 -
FTA 5337	39,429	6,537	4,248	4,620	-	FTA 5337 15,405
FTA 5339	680	-	-	-	-	FTA 5339 -
Flexible STP	-	-	-	-	-	Flexible STP -
CMAQ	40,459	23,247	9,929	43,548	3,806	CMAQ 80,530
RSTP	54,868	363	-	-	-	RSTP 363
Other Federal	65,150	30,989	39,336	-	-	Other Federal 70,325
State	189,202	100,785	313,930	375,925	730,590	State 1,521,230
Local	316,345	11,908	9,264	8,993	275,290	Local 305,455
Revenues	-	-	-	-	-	Revenues -
<b>Totals</b>	<b>757,955</b>	<b>188,058</b>	<b>388,071</b>	<b>438,251</b>	<b>1,009,686</b>	<b>2,024,066</b>

VIRGINIA DEPARTMENT OF RAIL AND PUBLIC TRANSPORTATION  
STATEWIDE TRANSPORTATION  
IMPROVEMENT PROGRAM SUMMARY  
TRANSIT COSTS (in \$1,000)

FY2024 - FY2027

	Previous Funding	FY 2024	FY 2025	FY 2026	FY 2027	Total FY 2024-2027
<b>RICHMOND REGIONAL TRANSPORTATION PLANNING ORGANIZATION</b>						
STIP ID:	<b>T20113</b>	Title: GRTC Replacement of Rolling Stock CNG Buses (FY22)		Recipient:		<b>Greater Richmond Transit Company</b>
CMAQ		558	-	-	-	CMAQ 558
State		140	-	-	-	State 140
<b>Year Total:</b>	-	<b>698</b>	-	-	-	<b>Total Funds: 698</b>
Description:						
STIP ID:	<b>GRTC003</b>	Title: Preventive Maintenance		Recipient:		<b>Greater Richmond Transit Company</b>
FTA 5307		6,650	6,650	6,032	6,650	FTA 5307 26,600
Local		1,662	1,662	1,662	1,662	Local 6,648
<b>Year Total:</b>	-	<b>8,312</b>	<b>8,312</b>	<b>8,312</b>	<b>8,312</b>	<b>Total Funds: 33,248</b>
Description:						
STIP ID:	<b>GRTC004</b>	Title: Replace Rolling Stock		Recipient:		<b>Greater Richmond Transit Company</b>
FTA 5307		1,344	3,024	4,032	672	FTA 5307 9,072
State		3,264	7,344	9,792	1,632	State 22,032
Local		192	432	576	96	Local 1,296
<b>Year Total:</b>	-	<b>4,800</b>	<b>10,800</b>	<b>14,400</b>	<b>2,400</b>	<b>Total Funds: 32,400</b>
Description:						
STIP ID:	<b>GRTC005</b>	Title: Transit Amenities		Recipient:		<b>Greater Richmond Transit Company</b>
FTA 5307		28	28	28	28	FTA 5307 112
State		68	68	68	68	State 272
Local		4	4	4	4	Local 16
<b>Year Total:</b>	-	<b>100</b>	<b>100</b>	<b>100</b>	<b>100</b>	<b>Total Funds: 400</b>
Description:						
STIP ID:	<b>GRTC008</b>	Title: Paratransit Vehicles		Recipient:		<b>Greater Richmond Transit Company</b>
FTA 5307		741	998	483	998	FTA 5307 3,220
State		1,799	2,424	1,173	2,424	State 7,820
Local		106	143	69	143	Local 461
<b>Year Total:</b>	-	<b>2,646</b>	<b>3,565</b>	<b>1,725</b>	<b>3,565</b>	<b>Total Funds: 11,501</b>
Description:						
STIP ID:	<b>GRTC031</b>	Title: Surveillance/Security Equipment		Recipient:		<b>Greater Richmond Transit Company</b>
FTA 5307		168				FTA 5307 168
State		408				State 408
Local		24				Local 24
<b>Year Total:</b>	-	<b>600</b>	-	-	-	<b>Total Funds: 600</b>
Description:						
STIP ID:	<b>GRTC032</b>	Title: Shop Equipment		Recipient:		<b>Greater Richmond Transit Company</b>
FTA 5307		155	155	154	143	FTA 5307 607
State		377	377	374	347	State 1,475
Local		22	22	22	20	Local 86
<b>Year Total:</b>	-	<b>554</b>	<b>554</b>	<b>550</b>	<b>510</b>	<b>Total Funds: 2,168</b>
Description:						
STIP ID:	<b>GRTC033</b>	Title: Computer Hardware		Recipient:		<b>Greater Richmond Transit Company</b>
FTA 5307		836	35	39	43	FTA 5307 953
State		2,031	85	95	105	State 2,316
Local		119	5	6	6	Local 136
<b>Year Total:</b>	-	<b>2,986</b>	<b>125</b>	<b>140</b>	<b>154</b>	<b>Total Funds: 3,405</b>
Description:						
STIP ID:	<b>GRTC034</b>	Title: Computer Software		Recipient:		<b>Greater Richmond Transit Company</b>
FTA 5307		359	323	323	323	FTA 5307 1,328
State		871	784	784	784	State 3,223
Local		51	46	46	46	Local 189
<b>Year Total:</b>	-	<b>1,281</b>	<b>1,153</b>	<b>1,153</b>	<b>1,153</b>	<b>Total Funds: 4,740</b>
Description:						
STIP ID:	<b>GRTC035</b>	Title: Support Vehicles		Recipient:		<b>Greater Richmond Transit Company</b>
FTA 5307		206	53	22	-	FTA 5307 281
State		500	129	53	-	State 682
Local		29	8	3	-	Local 40
<b>Year Total:</b>	-	<b>735</b>	<b>190</b>	<b>78</b>	-	<b>Total Funds: 1,003</b>
Description:						
STIP ID:	<b>GRTC056</b>	Title: Renovation of Admin Maintenance Facility		Recipient:		<b>Greater Richmond Transit Company</b>
FTA 5307		77	28	28	28	FTA 5307 161
State		187	68	68	68	State 391
Local		11	4	4	4	Local 23
<b>Year Total:</b>	-	<b>275</b>	<b>100</b>	<b>100</b>	<b>100</b>	<b>Total Funds: 575</b>
Description:						



VIRGINIA DEPARTMENT OF RAIL AND PUBLIC TRANSPORTATION  
STATEWIDE TRANSPORTATION  
IMPROVEMENT PROGRAM SUMMARY  
TRANSIT COSTS (in \$1,000)

FY2024 - FY2027

	Previous Funding	FY 2024	FY 2025	FY 2026	FY 2027	Total FY 2024-2027
<b>RICHMOND REGIONAL TRANSPORTATION PLANNING ORGANIZATION</b>						
STIP ID:	<b>GRTC065</b>	Title: Articulated Vehicles		Recipient:		<b>Greater Richmond Transit Company</b>
FTA 5307		672	-	-	-	FTA 5307 672
State		1,632	-	-	-	State 1,632
Local		96	-	-	-	Local 96
<b>Year Total:</b>		<b>2,400</b>	-	-	-	<b>Total Funds: 2,400</b>
Description:						
STIP ID:	<b>CAA0002</b>	Title: Mobility Management		Recipient:		<b>Capital Area Agency on Aging, Senior Connections</b>
FTA 5310		60	-	-	-	FTA 5310 60
State		48	-	-	-	State 48
Local		12	-	-	-	Local 12
Revenues		-	-	-	-	Revenues -
<b>Year Total:</b>		<b>120</b>	-	-	-	<b>Total Funds: 120</b>
Description:						
STIP ID:	<b>CAA0001</b>	Title: Operating Assistance		Recipient:		<b>Capital Area Agency on Aging, Senior Connections</b>
FTA 5310		172	-	-	-	FTA 5310 172
State		34	-	-	-	State 34
Local		9	-	-	-	Local 9
Revenues		-	-	-	-	Revenues -
<b>Year Total:</b>		<b>215</b>	-	-	-	<b>Total Funds: 215</b>
Description:						
STIP ID:	<b>CHS0001</b>	Title: Paratransit Vehicles		Recipient:		<b>Chesterfield Mental Health Support Services</b>
FTA 5310		120	-	-	-	FTA 5310 120
State		-	-	-	-	State -
Local		30	-	-	-	Local 30
<b>Year Total:</b>		<b>150</b>	-	-	-	<b>Total Funds: 150</b>
Description:						
STIP ID:	<b>CHS0003</b>	Title: Operating Assistance		Recipient:		<b>Chesterfield County Citizens Information &amp; Services</b>
FTA 5310		30	-	-	-	FTA 5310 30
State		24	-	-	-	State 24
Local		6	-	-	-	Local 6
<b>Year Total:</b>		<b>60</b>	-	-	-	<b>Total Funds: 60</b>
Description:						
STIP ID:	<b>CHS0004</b>	Title: Capital Cost of Contracting		Recipient:		<b>Chesterfield Mental Health Support Services</b>
FTA 5310		400	-	-	-	FTA 5310 400
State		80	-	-	-	State 80
Local		20	-	-	-	Local 20
<b>Year Total:</b>		<b>500</b>	-	-	-	<b>Total Funds: 500</b>
Description:						
STIP ID:	<b>HCS0001</b>	Title: Operating Assistance		Recipient:		<b>Hanover County DASH</b>
FTA 5310		35	-	-	-	FTA 5310 35
State		28	-	-	-	State 28
Local		7	-	-	-	Local 7
<b>Year Total:</b>		<b>70</b>	-	-	-	<b>Total Funds: 70</b>
Description:						
STIP ID:	<b>HCS0002</b>	Title: Capital Cost of Contracting		Recipient:		<b>Hanover County DASH</b>
FTA 5310		600	-	-	-	FTA 5310 600
State		120	-	-	-	State 120
Local		30	-	-	-	Local 30
<b>Year Total:</b>		<b>750</b>	-	-	-	<b>Total Funds: 750</b>
Description:						

VIRGINIA DEPARTMENT OF RAIL AND PUBLIC TRANSPORTATION  
STATEWIDE TRANSPORTATION  
IMPROVEMENT PROGRAM SUMMARY  
TRANSIT COSTS (in \$1,000)

FY 2024 - FY 2027

	Previous Funding	FY 2024	FY 2025	FY 2026	FY 2027	Total FY 2024-2027	
<b>RICHMOND REGIONAL TRANSPORTATION PLANNING ORGANIZATION</b>							
<b>Greater Richmond Transit Company</b>							
	Previous Funding	FY 2024	FY 2025	FY 2026	FY 2027	Total FY 2024-2027	
FTA 5307	-	11,236	11,294	11,759	8,885	FTA 5307	43,174
FTA 5310	-	-	-	-	-	FTA 5310	-
FTA 5311	-	-	-	-	-	FTA 5311	-
FTA 5337	-	-	-	-	-	FTA 5337	-
FTA 5339	-	-	-	-	-	FTA 5339	-
Flexible STP	-	-	-	-	-	Flexible STP	-
CMAQ	-	558	-	-	-	CMAQ	558
RSTP	-	-	-	-	-	RSTP	-
Other Federal	-	-	-	-	-	Other Federal	-
State	-	11,277	11,279	12,407	5,428	State	40,391
Local	-	2,316	2,326	2,392	1,981	Local	9,015
Revenues	-	-	-	-	-	Revenues	-
Totals	-	25,387	24,899	26,558	16,294		93,138
<b>RideFinders</b>							
	Previous Funding	FY 2024	FY 2025	FY 2026	FY 2027	Total FY 2024-2027	
FTA 5307	-	-	-	-	-	FTA 5307	-
FTA 5310	-	-	-	-	-	FTA 5310	-
FTA 5311	-	-	-	-	-	FTA 5311	-
FTA 5337	-	-	-	-	-	FTA 5337	-
FTA 5339	-	-	-	-	-	FTA 5339	-
Flexible STP	-	-	-	-	-	Flexible STP	-
CMAQ	-	-	-	-	-	CMAQ	-
RSTP	-	-	-	-	-	RSTP	-
Other Federal	-	-	-	-	-	Other Federal	-
State	-	-	-	-	-	State	-
Local	-	-	-	-	-	Local	-
Revenues	-	-	-	-	-	Revenues	-
Totals	-	-	-	-	-		-
<b>Human Service Transportation Providers</b>							
	Previous Funding	FY 2024	FY 2025	FY 2026	FY 2027	Total FY 2024-2027	
FTA 5307	-	-	-	-	-	FTA 5307	-
FTA 5310	-	1,417	-	-	-	FTA 5310	1,417
FTA 5311	-	-	-	-	-	FTA 5311	-
FTA 5337	-	-	-	-	-	FTA 5337	-
FTA 5339	-	-	-	-	-	FTA 5339	-
Flexible STP	-	-	-	-	-	Flexible STP	-
CMAQ	-	-	-	-	-	CMAQ	-
RSTP	-	-	-	-	-	RSTP	-
Other Federal	-	-	-	-	-	Other Federal	-
State	-	334	-	-	-	State	334
Local	-	114	-	-	-	Local	114
Revenues	-	-	-	-	-	Revenues	-
Totals	-	1,865	-	-	-		1,865

VIRGINIA DEPARTMENT OF RAIL AND PUBLIC TRANSPORTATION  
STATEWIDE TRANSPORTATION  
IMPROVEMENT PROGRAM SUMMARY  
TRANSIT COSTS (in \$1,000)

FY 2024 - FY 2027

	Previous Funding	FY 2024	FY 2025	FY 2026	FY 2027	Total FY 2024-2027
<b>RICHMOND REGIONAL TRANSPORTATION PLANNING ORGANIZATION</b>						
City of Richmond	Previous Funding	FY 2024	FY 2025	FY 2026	FY 2027	Total FY 2024-2027
FTA 5307	-	-	-	-	-	FTA 5307
FTA 5309	-	-	-	-	-	FTA 5309
FTA 5310	-	-	-	-	-	FTA 5310
FTA 5311	-	-	-	-	-	FTA 5311
FTA 5314	-	-	-	-	-	FTA 5314
FTA 5337	-	-	-	-	-	FTA 5337
FTA 5339	-	-	-	-	-	FTA 5339
FTA ADTAP	-	-	-	-	-	FTA ADTAP
FTA DPF	-	-	-	-	-	FTA DPF
FTA TIGER	-	-	-	-	-	FTA TIGER
FBD	-	-	-	-	-	FBD
Flexible STP	-	-	-	-	-	Flexible STP
CMAQ	-	-	-	-	-	CMAQ
RSTP	-	-	-	-	-	RSTP
FHWA TAP	-	-	-	-	-	FHWA TAP
TIFIA	-	-	-	-	-	TIFIA
Other Federal	-	-	-	-	-	Other Federal
State	-	-	-	-	-	State
Local	-	-	-	-	-	Local
Revenues	-	-	-	-	-	Revenues
Totals	-	-	-	-	-	-
<b>Richmond MPO</b>						
Richmond MPO	Previous Funding	FY 2024	FY 2025	FY 2026	FY 2027	Total FY 2024-2027
FTA 5307	-	11,236	11,294	11,759	8,885	FTA 5307
FTA 5310	-	1,417	-	-	-	FTA 5310
FTA 5311	-	-	-	-	-	FTA 5311
FTA 5337	-	-	-	-	-	FTA 5337
FTA 5339	-	-	-	-	-	FTA 5339
Flexible STP	-	-	-	-	-	Flexible STP
CMAQ	-	558	-	-	-	CMAQ
RSTP	-	-	-	-	-	RSTP
Other Federal	-	-	-	-	-	Other Federal
State	-	11,611	11,279	12,407	5,428	State
Local	-	2,430	2,326	2,392	1,981	Local
Revenues	-	-	-	-	-	Revenues
Totals	-	27,252	24,899	26,558	16,294	95,003

VIRGINIA DEPARTMENT OF RAIL AND PUBLIC TRANSPORTATION  
STATEWIDE TRANSPORTATION  
IMPROVEMENT PROGRAM SUMMARY  
TRANSIT COSTS (in \$1,000)

FY2024 - FY2027

	Previous Funding	FY 2024	FY 2025	FY 2026	FY 2027	Total FY 2024-2027	
<b>ROANOKE VALLEY AREA TRANSPORTATION PLANNING ORGANIZATION</b>							
STIP ID:	<b>GRT0001</b>	Title: Operating Assistance		Recipient:		<b>Greater Roanoke Transit Company</b>	
FTA 5307	-	5,742	2,696	2,696	2,696	FTA 5307	13,830
FTA 5311	-	354	354	354	354	FTA 5311	1,416
State	-	3,100	3,100	3,100	3,100	State	12,400
Local	-	1,700	1,700	1,700	1,700	Local	6,800
Revenues	-	2,314	2,314	2,314	2,314	Revenues	9,256
<b>Year Total:</b>	-	<b>13,210</b>	<b>10,164</b>	<b>10,164</b>	<b>10,164</b>	<b>Total Funds:</b>	<b>43,702</b>
Description:							
STIP ID:	<b>GRT0002</b>	Title: Preventative Maintenance		Recipient:		<b>Greater Roanoke Transit Company</b>	
FTA 5307	-	719	719	719	719	FTA 5307	2,876
State	-	-	-	-	-	State	-
Local	-	180	180	180	180	Local	720
<b>Year Total:</b>	-	<b>899</b>	<b>899</b>	<b>899</b>	<b>899</b>	<b>Total Funds:</b>	<b>3,596</b>
Description:							
STIP ID:	<b>GRT0003</b>	Title: Replacement Bus		Recipient:		<b>Greater Roanoke Transit Company</b>	
FTA 5339	-	-	97	-	-	FTA 5339	97
FTA 5307	-	-	-	1,036	1,036	FTA 5307	2,072
RSTP	-	4,768	-	-	-	RSTP	4,768
State	-	1,192	248	2,516	2,516	State	6,472
Local	-	-	14	148	148	Local	310
<b>Year Total:</b>	-	<b>5,960</b>	<b>359</b>	<b>3,700</b>	<b>3,700</b>	<b>Total Funds:</b>	<b>13,719</b>
Description:							
STIP ID:	<b>GRT0004</b>	Title: Support Vehicles		Recipient:		<b>Greater Roanoke Transit Company</b>	
FTA 5339	-	48	48	48	48	FTA 5339	192
Flexible STP	-	-	-	-	-	Flexible STP	-
State	-	6	6	6	6	State	24
Local	-	6	6	6	6	Local	24
<b>Year Total:</b>	-	<b>60</b>	<b>60</b>	<b>60</b>	<b>60</b>	<b>Total Funds:</b>	<b>240</b>
Description:							
STIP ID:	<b>GRT0005</b>	Title: Bus Stop Enhancements		Recipient:		<b>Greater Roanoke Transit Company</b>	
FTA 5339	-	40	40	40	40	FTA 5339	160
State	-	103	103	103	103	State	412
Local	-	6	6	6	6	Local	24
<b>Year Total:</b>	-	<b>149</b>	<b>149</b>	<b>149</b>	<b>149</b>	<b>Total Funds:</b>	<b>596</b>
Description:							
STIP ID:	<b>GRT0006</b>	Title: Construction Maintenance Service Lot		Recipient:		<b>Greater Roanoke Transit Company</b>	
FTA 5339	-	-	680	-	-	FTA 5339	680
State	-	-	280	-	-	State	280
Local	-	-	40	-	-	Local	40
<b>Year Total:</b>	-	-	<b>1,000</b>	-	-	<b>Total Funds:</b>	<b>1,000</b>
Description:							
STIP ID:	<b>GRT0007</b>	Title: ADP Hardware		Recipient:		<b>Greater Roanoke Transit Company</b>	
FTA 5339	-	4	4	4	4	FTA 5339	16
State	-	-	-	-	-	State	-
Local	-	1	1	1	1	Local	4
<b>Year Total:</b>	-	<b>5</b>	<b>5</b>	<b>5</b>	<b>5</b>	<b>Total Funds:</b>	<b>20</b>
Description:							
STIP ID:	<b>GRT0008</b>	Title: Shop Equipment		Recipient:		<b>Greater Roanoke Transit Company</b>	
FTA 5339	-	5	5	5	5	FTA 5339	20
State	-	14	14	14	14	State	56
Local	-	1	1	1	1	Local	4
<b>Year Total:</b>	-	<b>20</b>	<b>20</b>	<b>20</b>	<b>20</b>	<b>Total Funds:</b>	<b>80</b>
Description:							
STIP ID:	<b>GRT0009</b>	Title: Electric Charging Infrastructure		Recipient:		<b>Greater Roanoke Transit Company</b>	
FTA 5307	-	-	-	140	-	FTA 5307	140
State	-	-	-	340	-	State	340
Local	-	-	-	20	-	Local	20
<b>Year Total:</b>	-	-	-	<b>500</b>	-	<b>Total Funds:</b>	<b>500</b>
Description:							

VIRGINIA DEPARTMENT OF RAIL AND PUBLIC TRANSPORTATION  
STATEWIDE TRANSPORTATION  
IMPROVEMENT PROGRAM SUMMARY  
TRANSIT COSTS (in \$1,000)

FY2024 - FY2027

	Previous Funding	FY 2024	FY 2025	FY 2026	FY 2027	Total FY 2024-2027	
<b>ROANOKE VALLEY AREA TRANSPORTATION PLANNING ORGANIZATION</b>							
STIP ID:	<b>RAD0001</b>	Title: Paratransit Vehicles		Recipient:		<b>RADAR UHSTS, Inc. Roanoke County</b>	
FTA 5310	-	128	128	128	128	FTA 5310	512
State	-	-	-	-	-	State	-
Local	-	32	32	32	32	Local	128
Revenues	-	-	-	-	-	Revenues	-
<b>Year Total:</b>	-	<b>160</b>	<b>160</b>	<b>160</b>	<b>160</b>	<b>Total Funds:</b>	<b>640</b>
Description:							
STIP ID:	<b>ROA0001</b>	Title: Capital Assistance		Recipient:		<b>County of Roanoke</b>	
FTA 5310	-	240	240	240	240	FTA 5310	960
State	-	48	48	48	48	State	192
Local	-	12	12	12	12	Local	48
<b>Year Total:</b>	-	<b>300</b>	<b>300</b>	<b>300</b>	<b>300</b>	<b>Total Funds:</b>	<b>1,200</b>
Description:							
<b>Greater Roanoke Transit Company</b>							
	Previous Funding	FY 2024	FY 2025	FY 2026	FY 2027	Total FY 2024-2027	
FTA 5307	-	6,461	3,415	4,591	4,451	FTA 5307	18,918
FTA 5310	-	-	-	-	-	FTA 5310	-
FTA 5311	-	354	354	354	354	FTA 5311	1,416
FTA 5337	-	-	-	-	-	FTA 5337	-
FTA 5339	-	97	874	97	97	FTA 5339	1,165
Flexible STP	-	-	-	-	-	Flexible STP	-
RSTP	-	4,768	-	-	-	RSTP	4,768
Other Federal	-	-	-	-	-	Other Federal	-
State	-	4,415	3,751	6,079	5,739	State	19,984
Local	-	1,894	1,948	2,062	2,042	Local	7,946
Revenues	-	2,314	2,314	2,314	2,314	Revenues	9,256
<b>Totals</b>	-	<b>20,303</b>	<b>12,656</b>	<b>15,497</b>	<b>14,997</b>		<b>63,453</b>
<b>Other Human Service Transportation Providers</b>							
	Previous Funding	FY 2024	FY 2025	FY 2026	FY 2027	Total FY 2024-2027	
FTA 5307	-	-	-	-	-	FTA 5307	-
FTA 5310	-	240	240	240	240	FTA 5310	960
FTA 5311	-	-	-	-	-	FTA 5311	-
FTA 5337	-	-	-	-	-	FTA 5337	-
FTA 5339	-	-	-	-	-	FTA 5339	-
Flexible STP	-	-	-	-	-	Flexible STP	-
RSTP	-	-	-	-	-	RSTP	-
Other Federal	-	-	-	-	-	Other Federal	-
State	-	48	48	48	48	State	192
Local	-	12	12	12	12	Local	48
Revenues	-	-	-	-	-	Revenues	-
<b>Totals</b>	-	<b>300</b>	<b>300</b>	<b>300</b>	<b>300</b>		<b>1,200</b>

VIRGINIA DEPARTMENT OF RAIL AND PUBLIC TRANSPORTATION  
STATEWIDE TRANSPORTATION  
IMPROVEMENT PROGRAM SUMMARY  
TRANSIT COSTS (in \$1,000)

**FY2024 - FY2027**

	Previous Funding	FY 2024	FY 2025	FY 2026	FY 2027	Total FY 2024-2027	
<b>ROANOKE VALLEY AREA TRANSPORTATION PLANNING ORGANIZATION</b>							
<b>RADAR UHSTS, Inc. Roanoke County</b>	Previous Funding	FY 2024	FY 2025	FY 2026	FY 2027	Total FY 2024-2027	
FTA 5307	-	-	-	-	-	FTA 5307	-
FTA 5310	-	128	128	128	128	FTA 5310	512
FTA 5311	-	-	-	-	-	FTA 5311	-
FTA 5337	-	-	-	-	-	FTA 5337	-
FTA 5339	-	-	-	-	-	FTA 5339	-
Flexible STP	-	-	-	-	-	Flexible STP	-
RSTP	-	-	-	-	-	RSTP	-
Other Federal	-	-	-	-	-	Other Federal	-
State	-	-	-	-	-	State	-
Local	-	32	32	32	32	Local	128
Revenues	-	-	-	-	-	Revenues	-
<b>Totals</b>	-	<b>160</b>	<b>160</b>	<b>160</b>	<b>160</b>		<b>640</b>
<b>Roanoke Valley MPO</b>							
	Previous Funding	FY 2024	FY 2025	FY 2026	FY 2027	Total FY 2024-2027	
FTA 5307	-	6,461	3,415	4,591	4,451	FTA 5307	<b>18,918</b>
FTA 5310	-	368	368	368	368	FTA 5310	<b>1,472</b>
FTA 5311	-	354	354	354	354	FTA 5311	<b>1,416</b>
FTA 5337	-	-	-	-	-	FTA 5337	-
FTA 5339	-	97	874	97	97	FTA 5339	<b>1,165</b>
Flexible STP	-	-	-	-	-	Flexible STP	-
RSTP	-	4,768	-	-	-	RSTP	<b>4,768</b>
Other Federal	-	-	-	-	-	Other Federal	-
State	-	4,463	3,799	6,127	5,787	State	<b>20,176</b>
Local	-	1,938	1,992	2,106	2,086	Local	<b>8,122</b>
Revenues	-	2,314	2,314	2,314	2,314	Revenues	<b>9,256</b>
<b>Totals</b>	-	<b>20,763</b>	<b>13,116</b>	<b>15,957</b>	<b>15,457</b>		<b>65,293</b>

VIRGINIA DEPARTMENT OF RAIL AND PUBLIC  
TRANSPORTATION STATEWIDE TRANSPORTATION  
IMPROVEMENT PROGRAM SUMMARY  
TRANSIT COSTS (in \$1,000)

FY2024 - FY2027

	Previous Funding	FY 2024	FY 2025	FY 2026	FY 2027	Total FY 2024-2027	
<b>STAUNTON-AUGUSTA-WAYNESBORO METROPOLITAN PLANNING ORGANIZATION</b>							
STIP ID:	<b>CSPDC01</b>	Title: Operating Assistance		Recipient:		<b>Central Shenandoah PDC</b>	
FTA 5307	668	622	637	670	729	FTA 5307	<b>2,658</b>
FTA 5311	284	349	358	377	410	FTA 5311	<b>1,494</b>
State	686	583	597	628	684	State	<b>2,492</b>
Local	340	388	398	419	456	Local	<b>1,661</b>
Revenues	61	90	91	92	93	Revenues	<b>366</b>
<b>Year Total:</b>	<b>2,039</b>	<b>2,032</b>	<b>2,081</b>	<b>2,186</b>	<b>2,372</b>	<b>Total Funds:</b>	<b>8,671</b>
Description:							
STIP ID:	<b>CSPDC02</b>	Title: Capital Cost of Contracting		Recipient:		<b>Central Shenandoah PDC</b>	
FTA 5307	513	590	605	650	736	FTA 5307	<b>2,581</b>
FTA 5311	235	331	340	366	414	FTA 5311	<b>1,451</b>
State	149	184	189	203	230	State	<b>806</b>
Local	37	46	47	50	57	Local	<b>200</b>
<b>Year Total:</b>	<b>934</b>	<b>1,151</b>	<b>1,181</b>	<b>1,269</b>	<b>1,437</b>	<b>Total Funds:</b>	<b>5,038</b>
Description:							
STIP ID:	<b>CSPDC03</b>	Title: Purchase Amenities		Recipient:		<b>Central Shenandoah PDC</b>	
FTA 5307	-	-	-	-	-	FTA 5307	-
State	-	-	-	-	-	State	-
Local	-	-	-	-	-	Local	-
<b>Year Total:</b>	<b>-</b>	<b>-</b>	<b>-</b>	<b>-</b>	<b>-</b>	<b>Total Funds:</b>	<b>-</b>
Description:							
STIP ID:	<b>CSPDC04</b>	Title: Bike Racks, ITS or Misc Equipment		Recipient:		<b>Central Shenandoah PDC</b>	
FTA 5307	69	-	135	41	34	FTA 5307	<b>210</b>
FTA 5311	38	-	75	21	15	FTA 5311	<b>111</b>
State	13	-	42	12	10	State	<b>64</b>
Local	5	-	10	3	2	Local	<b>15</b>
<b>Year Total:</b>	<b>125</b>	<b>-</b>	<b>262</b>	<b>77</b>	<b>61</b>	<b>Total Funds:</b>	<b>400</b>
Description:							
STIP ID:	<b>CSPDC05</b>	Title: Bus Shelters		Recipient:		<b>Central Shenandoah PDC</b>	
FTA 5307	-	-	10	11	12	FTA 5307	<b>33</b>
FTA 5311	-	-	6	6	6	FTA 5311	<b>18</b>
State	-	-	3	3	3	State	<b>9</b>
Local	-	-	1	1	1	Local	<b>3</b>
<b>Year Total:</b>	<b>-</b>	<b>-</b>	<b>20</b>	<b>21</b>	<b>22</b>	<b>Total Funds:</b>	<b>63</b>
Description:							
STIP ID:	<b>CSPDC07</b>	Title: Signage		Recipient:		<b>Central Shenandoah PDC</b>	
Flexible STP	-	-	-	-	-	Flexible STP	-
State	-	-	-	-	-	State	-
Local	-	-	-	-	-	Local	-
<b>Year Total:</b>	<b>-</b>	<b>-</b>	<b>-</b>	<b>-</b>	<b>-</b>	<b>Total Funds:</b>	<b>-</b>
Description:							

VIRGINIA DEPARTMENT OF RAIL AND PUBLIC  
TRANSPORTATION STATEWIDE TRANSPORTATION  
IMPROVEMENT PROGRAM SUMMARY  
TRANSIT COSTS (in \$1,000)

FY2024 - FY2027

	Previous Funding	FY 2024	FY 2025	FY 2026	FY 2027	Total FY 2024-2027	
<b>STAUNTON-AUGUSTA-WAYNESBORO METROPOLITAN PLANNING ORGANIZATION</b>							
STIP ID:	<b>CSPDC08</b>	Title: Lewis Street Transit Hub		Recipient:		<b>Central Shenandoah PDC</b>	
FTA 5339	916	-	-	-	-	FTA 5339	-
FTA 5311	-	-	-	-	-	FTA 5311	-
State	178	-	-	-	-	State	-
Local	46	-	-	-	-	Local	-
<b>Year Total:</b>	<b>1,140</b>	-	-	-	-	<b>Total Funds:</b>	-
Description:							
STIP ID:	<b>VCSB001</b>	Title: Paratransit Vans		Recipient:		<b>Valley Community Services Board</b>	
FTA 5310	-	-	-	-	-	FTA 5310	-
State	-	-	-	-	-	State	-
Local	-	-	-	-	-	Local	-
<b>Year Total:</b>	-	-	-	-	-	<b>Total Funds:</b>	-
Description:							
STIP ID:	<b>VPA0001</b>	Title: Paratransit Vans		Recipient:		<b>Valley Program for Aging Services</b>	
FTA 5310	-	-	62	62	62	FTA 5310	<b>186</b>
State	-	-	-	-	-	State	-
Local	-	-	16	16	16	Local	<b>48</b>
<b>Year Total:</b>	-	-	<b>78</b>	<b>78</b>	<b>78</b>	<b>Total Funds:</b>	<b>234</b>
Description:							
STIP ID:	<b>VPA0002</b>	Title: Operating Assistance		Recipient:		<b>Valley Program for Aging Services</b>	
FTA 5310	-	-	-	-	-	FTA 5310	-
State	-	-	-	-	-	State	-
Local	-	-	-	-	-	Local	-
<b>Year Total:</b>	-	-	-	-	-	<b>Total Funds:</b>	-
Description:							
<b>Central Shenandoah PDC</b>							
	Previous Funding	FY 2024	FY 2025	FY 2026	FY 2027	Total FY 2024-2027	
FTA 5307	1,250	1,212	1,387	1,372	1,511	FTA 5307	5,482
FTA 5310	-	-	-	-	-	FTA 5310	-
FTA 5311	557	680	779	770	845	FTA 5311	3,074
FTA 5337	-	-	-	-	-	FTA 5337	-
FTA 5339	916	-	-	-	-	FTA 5339	-
Flexible STP	-	-	-	-	-	Flexible STP	-
RSTP	-	-	-	-	-	RSTP	-
Other Federal	-	-	-	-	-	Other Federal	-
State	1,026	767	831	846	927	State	3,371
Local	428	434	456	473	516	Local	1,879
Revenues	61	90	91	92	93	Revenues	366
<b>Totals</b>	<b>4,238</b>	<b>3,183</b>	<b>3,544</b>	<b>3,553</b>	<b>3,892</b>		<b>14,172</b>
<b>Human Service Transportation Providers</b>							
	Previous Funding	FY 2024	FY 2025	FY 2026	FY 2027	Total FY 2024-2027	
FTA 5307	-	-	-	-	-	FTA 5307	-
FTA 5310	-	-	62	62	62	FTA 5310	<b>186</b>
FTA 5311	-	-	-	-	-	FTA 5311	-
FTA 5337	-	-	-	-	-	FTA 5337	-
FTA 5339	-	-	-	-	-	FTA 5339	-
Flexible STP	-	-	-	-	-	Flexible STP	-
RSTP	-	-	-	-	-	RSTP	-
Other Federal	-	-	-	-	-	Other Federal	-
State	-	-	-	-	-	State	-
Local	-	-	16	16	16	Local	<b>48</b>
Revenues	-	-	-	-	-	Revenues	-
<b>Totals</b>	-	-	<b>78</b>	<b>78</b>	<b>78</b>		<b>234</b>



VIRGINIA DEPARTMENT OF RAIL AND PUBLIC  
TRANSPORTATION STATEWIDE TRANSPORTATION  
IMPROVEMENT PROGRAM SUMMARY  
TRANSIT COSTS (in \$1,000)

**FY2024 - FY2027**

	Previous Funding	FY 2024	FY 2025	FY 2026	FY 2027	Total FY 2024-2027	
<b>STAUNTON-AUGUSTA-WAYNESBORO METROPOLITAN PLANNING ORGANIZATION</b>							
<b>SAWMPO</b>	Previous Funding	FY 2024	FY 2025	FY 2026	FY 2027	Total FY 2024-2027	
FTA 5307	1,250	1,212	1,387	1,372	1,511	FTA 5307	<b>5,482</b>
FTA 5310	-	-	62	62	62	FTA 5310	<b>186</b>
FTA 5311	557	680	779	770	845	FTA 5311	<b>3,074</b>
FTA 5337	-	-	-	-	-	FTA 5337	-
FTA 5339	916	-	-	-	-	FTA 5339	-
Flexible STP	-	-	-	-	-	Flexible STP	-
RSTP	-	-	-	-	-	RSTP	-
Other Federal	-	-	-	-	-	Other Federal	-
State	1,026	767	831	846	927	State	<b>3,371</b>
Local	428	434	472	489	532	Local	<b>1,927</b>
Revenues	61	90	91	92	93	Revenues	<b>366</b>
<b>Totals</b>	<b>4,238</b>	<b>3,183</b>	<b>3,622</b>	<b>3,631</b>	<b>3,970</b>		<b>14,406</b>

VIRGINIA DEPARTMENT OF RAIL AND PUBLIC  
TRANSPORTATION STATEWIDE TRANSPORTATION  
IMPROVEMENT PROGRAM SUMMARY  
TRANSIT COSTS (in \$1,000)

FY2024 - FY2027

	Previous Funding	FY 2024	FY 2025	FY 2026	FY 2027	Total FY 2024-2027
<b>TRI-CITIES METROPOLITAN PLANNING ORGANIZATION</b>						
STIP ID:	<b>PAT0001</b>	Title: Operating Assistance		Recipient: <b>Petersburg Area Transit</b>		
FTA 5307	-	700	925	925	925	FTA 5307 <b>3,475</b>
State	-	639	639	639	639	State <b>2,556</b>
Local	-	740	740	740	740	Local <b>2,960</b>
Revenues	-	394	394	394	394	Revenues <b>1,576</b>
<b>Year Total:</b>	-	<b>2,473</b>	<b>2,698</b>	<b>2,698</b>	<b>2,698</b>	<b>Total Funds: 10,567</b>
Description:						
STIP ID:	<b>PAT0013</b>	Title: Purchase Replacement Buses <30		Recipient: <b>Petersburg Area Transit</b>		
FTA 5307	-	-	-	-	-	FTA 5307 -
FTA 5339	-	-	13	-	-	FTA 5339 <b>13</b>
State	-	-	31	-	-	State <b>31</b>
Local	-	-	2	-	-	Local <b>2</b>
<b>Year Total:</b>	-	-	<b>46</b>	-	-	<b>Total Funds: 46</b>
Description:						
STIP ID:	<b>PAT0018</b>	Title: Purchase Radios (13)		Recipient: <b>Petersburg Area Transit</b>		
FTA 5339	-	7	-	-	-	FTA 5339 <b>7</b>
State	-	16	-	-	-	State <b>16</b>
Local	-	1	-	-	-	Local <b>1</b>
<b>Year Total:</b>	-	<b>24</b>	-	-	-	<b>Total Funds: 24</b>
Description:						
STIP ID:	<b>PAT0019</b>	Title: Purchase Support Vehicles/Golf Car		Recipient: <b>Petersburg Area Transit</b>		
FTA 5339	-	13	-	-	-	FTA 5339 <b>13</b>
State	-	31	-	-	-	State <b>31</b>
Local	-	2	-	-	-	Local <b>2</b>
<b>Year Total:</b>	-	<b>46</b>	-	-	-	<b>Total Funds: 46</b>
Description:						
STIP ID:	<b>PAT0021</b>	Title: Rehab/Renov Admin Bldg		Recipient: <b>Petersburg Area Transit</b>		
FTA 5339	-	56	-	-	-	FTA 5339 <b>56</b>
State	-	136	-	-	-	State <b>136</b>
Local	-	8	-	-	-	Local <b>8</b>
<b>Year Total:</b>	-	<b>200</b>	-	-	-	<b>Total Funds: 200</b>
Description:						
STIP ID:	<b>PAT0023</b>	Title: Design & Engineering Mtc Facility		Recipient: <b>Petersburg Area Transit</b>		
FTA 5339	-	140	-	-	-	FTA 5339 <b>140</b>
State	-	340	-	-	-	State <b>340</b>
Local	-	20	-	-	-	Local <b>20</b>
<b>Year Total:</b>	-	<b>500</b>	-	-	-	<b>Total Funds: 500</b>
Description:						
STIP ID:	<b>PAT0035</b>	Title: Preventive Maintenance		Recipient: <b>Petersburg Area Transit</b>		
FTA 5307	-	740	740	740	740	FTA 5307 <b>2,960</b>
State	-	-	-	-	-	State -
Local	-	185	185	185	185	Local <b>740</b>
<b>Year Total:</b>	-	<b>925</b>	<b>925</b>	<b>925</b>	<b>925</b>	<b>Total Funds: 3,700</b>
Description:						
STIP ID:	<b>PAT0044</b>	Title: Replace Vehicles (7)		Recipient: <b>Petersburg Area Transit</b>		
FTA 5339	-	-	1,400	-	-	FTA 5339 <b>1,400</b>
State	-	-	280	-	-	State <b>280</b>
Local	-	-	70	-	-	Local <b>70</b>
<b>Year Total:</b>	-	-	<b>1,750</b>	-	-	<b>Total Funds: 1,750</b>
Description:						
STIP ID:	<b>PAT0045</b>	Title: Construct Maintenance Facility		Recipient: <b>Petersburg Area Transit</b>		
FTA 5339	-	-	2,400	-	-	FTA 5339 <b>2,400</b>
State	-	-	480	-	-	State <b>480</b>
Local	-	-	120	-	-	Local <b>120</b>
<b>Year Total:</b>	-	-	<b>3,000</b>	-	-	<b>Total Funds: 3,000</b>
Description:						
STIP ID:	<b>PAT0046</b>	Title: Purchase Shop Equipment		Recipient: <b>Petersburg Area Transit</b>		
FTA 5339	-	-	7	-	-	FTA 5339 <b>7</b>
State	-	-	1	-	-	State <b>1</b>
Local	-	-	-	-	-	Local -
<b>Year Total:</b>	-	-	<b>8</b>	-	-	<b>Total Funds: 8</b>
Description:						

VIRGINIA DEPARTMENT OF RAIL AND PUBLIC  
TRANSPORTATION STATEWIDE TRANSPORTATION  
IMPROVEMENT PROGRAM SUMMARY  
TRANSIT COSTS (in \$1,000)

FY2024 - FY2027

	Previous Funding	FY 2024	FY 2025	FY 2026	FY 2027	Total FY 2024-2027	
<b>TRI-CITIES METROPOLITAN PLANNING ORGANIZATION</b>							
STIP ID:	<b>PAT0047</b>	Title: Replace Fixed Route Vehicles (5)		Recipient: <b>Petersburg Area Transit</b>			
FTA 5339	-	-	-	640	-	FTA 5339	<b>640</b>
State	-	-	-	128	-	State	<b>128</b>
Local	-	-	-	32	-	Local	<b>32</b>
<b>Year Total:</b>	-	-	-	<b>800</b>	-	<b>Total Funds:</b>	<b>800</b>
Description:							
STIP ID:	<b>PAT0048</b>	Title: Replace 1 Support Vehicle		Recipient: <b>Petersburg Area Transit</b>			
FTA 5339	-	-	-	34	-	FTA 5339	<b>34</b>
State	-	-	-	7	-	State	<b>7</b>
Local	-	-	-	2	-	Local	<b>2</b>
<b>Year Total:</b>	-	-	-	<b>43</b>	-	<b>Total Funds:</b>	<b>43</b>
Description:							
STIP ID:	<b>PAT0049</b>	Title: Replace Fixed Route Vehicles (2)		Recipient: <b>Petersburg Area Transit</b>			
FTA 5339	-	-	-	-	640	FTA 5339	<b>640</b>
State	-	-	-	-	128	State	<b>128</b>
Local	-	-	-	-	32	Local	<b>32</b>
<b>Year Total:</b>	-	-	-	-	<b>800</b>	<b>Total Funds:</b>	<b>800</b>
Description:							
STIP ID:	<b>PAT0050</b>	Title: Replace Paratransit Vehicles (2)		Recipient: <b>Petersburg Area Transit</b>			
FTA 5339	-	-	-	-	240	FTA 5339	<b>240</b>
State	-	-	-	-	48	State	<b>48</b>
Local	-	-	-	-	12	Local	<b>12</b>
<b>Year Total:</b>	-	-	-	-	<b>300</b>	<b>Total Funds:</b>	<b>300</b>
Description:							
STIP ID:	<b>PAT0051</b>	Title: Replace 1 Support Vehicle		Recipient: <b>Petersburg Area Transit</b>			
FTA 5339	-	-	-	-	34	FTA 5339	<b>34</b>
State	-	-	-	-	7	State	<b>7</b>
Local	-	-	-	-	2	Local	<b>2</b>
<b>Year Total:</b>	-	-	-	-	<b>43</b>	<b>Total Funds:</b>	<b>43</b>
Description:							
STIP ID:	<b>PAT0052</b>	Title: ADP Hardware		Recipient: <b>Petersburg Area Transit</b>			
FTA 5339	-	-	-	-	24	FTA 5339	<b>24</b>
State	-	-	-	-	5	State	<b>5</b>
Local	-	-	-	-	1	Local	<b>1</b>
<b>Year Total:</b>	-	-	-	-	<b>30</b>	<b>Total Funds:</b>	<b>30</b>
Description:							
STIP ID:	<b>CDA001</b>	Title: Purchase Paratransit Vehicles		Recipient: <b>Crater District Area Agency on Aging</b>			
FTA 5310	-	-	-	-	316	FTA 5310	<b>316</b>
State	-	-	-	-	-	State	-
Local	-	-	-	-	79	Local	<b>79</b>
<b>Year Total:</b>	-	-	-	-	<b>395</b>	<b>Total Funds:</b>	<b>395</b>
Description:							
<b>Petersburg Area Transit</b>							
	Previous Funding	FY 2024	FY 2025	FY 2026	FY 2027	Total FY 2024-2027	
FTA 5307	-	1,440	1,665	1,665	1,665	FTA 5307	6,435
FTA 5310	-	-	-	-	-	FTA 5310	-
FTA 5311	-	-	-	-	-	FTA 5311	-
FTA 5337	-	-	-	-	-	FTA 5337	-
FTA 5339	-	216	3,820	674	938	FTA 5339	5,648
Flexible STP	-	-	-	-	-	Flexible STP	-
CMAQ	-	-	-	-	-	CMAQ	-
RSTP	-	-	-	-	-	RSTP	-
Other Federal	-	-	-	-	-	Other Federal	-
State	-	1,162	1,431	774	827	State	4,194
Local	-	956	1,117	959	972	Local	4,004
Revenues	-	394	394	394	394	Revenues	1,576
<b>Totals</b>	-	<b>4,168</b>	<b>8,427</b>	<b>4,466</b>	<b>4,796</b>		<b>21,857</b>

VIRGINIA DEPARTMENT OF RAIL AND PUBLIC  
TRANSPORTATION STATEWIDE TRANSPORTATION  
IMPROVEMENT PROGRAM SUMMARY  
TRANSIT COSTS (in \$1,000)

**FY2024 - FY2027**

	Previous Funding	FY 2024	FY 2025	FY 2026	FY 2027	Total FY 2024-2027	
<b>TRI-CITIES METROPOLITAN PLANNING ORGANIZATION</b>							
<b>Human Service Transportation Providers</b>	Previous Funding	FY 2024	FY 2025	FY 2026	FY 2027	Total FY 2024-2027	
FTA 5307	-	-	-	-	-	FTA 5307	-
FTA 5310	-	-	-	-	316	FTA 5310	316
FTA 5311	-	-	-	-	-	FTA 5311	-
FTA 5337	-	-	-	-	-	FTA 5337	-
FTA 5339	-	-	-	-	-	FTA 5339	-
Flexible STP	-	-	-	-	-	Flexible STP	-
CMAQ	-	-	-	-	-	CMAQ	-
RSTP	-	-	-	-	-	RSTP	-
Other Federal	-	-	-	-	-	Other Federal	-
State	-	-	-	-	-	State	-
Local	-	-	-	-	79	Local	79
Revenues	-	-	-	-	-	Revenues	-
<b>Totals</b>					<b>395</b>		<b>395</b>
<b>Tri-Cities MPO</b>							
	Previous Funding	FY 2024	FY 2025	FY 2026	FY 2027	Total FY 2024-2027	
FTA 5307	-	1,440	1,665	1,665	1,665	FTA 5307	<b>6,435</b>
FTA 5310	-	-	-	-	316	FTA 5310	<b>316</b>
FTA 5311	-	-	-	-	-	FTA 5311	-
FTA 5337	-	-	-	-	-	FTA 5337	-
FTA 5339	-	216	3,820	674	938	FTA 5339	<b>5,648</b>
Flexible STP	-	-	-	-	-	Flexible STP	-
CMAQ	-	-	-	-	-	CMAQ	-
RSTP	-	-	-	-	-	RSTP	-
Other Federal	-	-	-	-	-	Other Federal	-
State	-	1,162	1,431	774	827	State	<b>4,194</b>
Local	-	956	1,117	959	1,051	Local	<b>4,083</b>
Revenues	-	394	394	394	394	Revenues	<b>1,576</b>
<b>Totals</b>		<b>4,168</b>	<b>8,427</b>	<b>4,466</b>	<b>5,191</b>		<b>22,252</b>

VIRGINIA DEPARTMENT OF RAIL AND PUBLIC TRANSPORTATION  
STATEWIDE TRANSPORTATION  
IMPROVEMENT PROGRAM SUMMARY  
TRANSIT COSTS (in \$1,000)

FY2024 - FY2027

	Previous Funding	FY 2024	FY 2025	FY 2026	FY 2027	Total FY 2024-2027	
<b>WINCHESTER AREA METROPOLITAN PLANNING ORGANIZATION</b>							
STIP ID:	<b>WIN0001</b>	Title: Operating Assistance		Recipient:		<b>Winchester Transit Service</b>	
FTA 5307	-	427	-	-	-	FTA 5307	427
State	-	-	-	-	-	State	-
Local	-	-	-	-	-	Local	-
Revenues	-	-	-	-	-	Revenues	-
<b>Year Total:</b>	-	427	-	-	-	<b>Total Funds:</b>	427
Description:							
STIP ID:	<b>WIN0002</b>	Title: Rehab/Renovation of Yards &		Recipient:		<b>Winchester Transit Service</b>	
FTA 5307	-	-	-	-	-	FTA 5307	-
State	-	-	-	-	-	State	-
Local	-	-	-	-	-	Local	-
<b>Year Total:</b>	-	-	-	-	-	<b>Total Funds:</b>	-
Description:							
STIP ID:	<b>WIN0003</b>	Title: Rehab/Renovation of Maintenance		Recipient:		<b>Winchester Transit Service</b>	
FTA 5307	-	6,800	-	-	-	FTA 5307	6,800
State	-	1,360	-	-	-	State	1,360
Local	-	340	-	-	-	Local	340
<b>Year Total:</b>	-	8,500	-	-	-	<b>Total Funds:</b>	8,500
Description:							
STIP ID:	<b>WIN0004</b>	Title: Passenger Bus Shelters		Recipient:		<b>Winchester Transit Service</b>	
FTA 5307	-	-	-	20	-	FTA 5307	20
State	-	-	-	3	-	State	3
Local	-	-	-	2	-	Local	2
<b>Year Total:</b>	-	-	-	25	-	<b>Total Funds:</b>	25
Description:							
STIP ID:	<b>WIN0008</b>	Title: ADP Software		Recipient:		<b>Winchester Transit Service</b>	
FTA 5307	-	-	160	-	-	FTA 5307	160
State	-	-	20	-	-	State	20
Local	-	-	20	-	-	Local	20
<b>Year Total:</b>	-	-	200	-	-	<b>Total Funds:</b>	200
Description:							
STIP ID:	<b>WIN0009</b>	Title: ADP Hardware		Recipient:		<b>Winchester Transit Service</b>	
FTA 5307	-	-	60	-	-	FTA 5307	60
State	-	-	8	-	-	State	8
Local	-	-	7	-	-	Local	7
<b>Year Total:</b>	-	-	75	-	-	<b>Total Funds:</b>	75
Description:							
STIP ID:	<b>WIN0010</b>	Title: Expansion Rolling Stock		Recipient:		<b>Winchester Transit Service</b>	
FTA 5307	-	-	336	-	-	FTA 5307	336
State	-	-	42	-	-	State	42
Local	-	-	42	-	-	Local	42
<b>Year Total:</b>	-	-	420	-	-	<b>Total Funds:</b>	420
Description:							
STIP ID:	<b>WIN0011</b>	Title: Replacement Rolling Stock		Recipient:		<b>Winchester Transit Service</b>	
FTA 5307	-	-	336	272	272	FTA 5307	880
State	-	-	42	34	34	State	110
Local	-	-	42	34	34	Local	110
<b>Year Total:</b>	-	-	420	340	340	<b>Total Funds:</b>	1,100
Description:							
STIP ID:	<b>GRA0002</b>	Title: Paratransit Vehicles		Recipient:		<b>Grafton School, Inc.</b>	
FTA 5310	-	62	62	62	62	FTA 5310	248
State	-	-	-	-	-	State	-
Local	-	15	15	15	15	Local	60
<b>Year Total:</b>	-	77	77	77	77	<b>Total Funds:</b>	308
Description:							
STIP ID:	<b>NCS0001</b>	Title: Paratransit Vehicles		Recipient:		<b>Northwestern Community Services</b>	
FTA 5310	-	-	72	72	72	FTA 5310	216
State	-	-	-	-	-	State	-
Local	-	-	14	14	14	Local	42
<b>Year Total:</b>	-	-	86	86	86	<b>Total Funds:</b>	258
Description:							

VIRGINIA DEPARTMENT OF RAIL AND PUBLIC TRANSPORTATION  
 STATEWIDE TRANSPORTATION  
 IMPROVEMENT PROGRAM SUMMARY  
 TRANSIT COSTS (in \$1,000)

FY2024 - FY2027

	Previous Funding	FY 2024	FY 2025	FY 2026	FY 2027	Total FY 2024-2027	
<b>WINCHESTER AREA METROPOLITAN PLANNING ORGANIZATION</b>							
STIP ID:	<b>SAA0002</b>	Title: Operating Assistance		Recipient:		<b>Shenandoah Area Agency on Aging</b>	
FTA 5310	110	182	200	210	220	FTA 5310	<b>812</b>
State	185	146	160	168	176	State	<b>650</b>
Local	22	36	40	42	44	Local	<b>162</b>
Revenues	-	-	-	-	-	Revenues	-
<b>Year Total:</b>	<b>317</b>	<b>364</b>	<b>400</b>	<b>420</b>	<b>440</b>	<b>Total Funds:</b>	<b>1,624</b>
Description:							
STIP ID:	<b>SAA0003</b>	Title: Paratransit Vehicles		Recipient:		<b>Shenandoah Area Agency on Aging</b>	
FTA 5310	187	-	217	246	217	FTA 5310	<b>680</b>
State	-	-	-	-	-	State	-
Local	47	-	54	62	54	Local	<b>170</b>
<b>Year Total:</b>	<b>234</b>	-	<b>271</b>	<b>308</b>	<b>271</b>	<b>Total Funds:</b>	<b>850</b>
Description:							
<b>Winchester Transit Service</b>							
	Previous Funding	FY 2024	FY 2025	FY 2026	FY 2027	Total FY 2024-2027	
FTA 5307	-	7,227	892	292	272	FTA 5307	8,683
FTA 5310	-	-	-	-	-	FTA 5310	-
FTA 5311	-	-	-	-	-	FTA 5311	-
FTA 5337	-	-	-	-	-	FTA 5337	-
FTA 5339	-	-	-	-	-	FTA 5339	-
Flexible STP	-	-	-	-	-	Flexible STP	-
RSTP	-	-	-	-	-	RSTP	-
Other Federal	-	-	-	-	-	Other Federal	-
State	-	1,360	112	37	34	State	1,543
Local	-	340	111	36	34	Local	521
Revenues	-	-	-	-	-	Revenues	-
<b>Totals</b>	-	<b>8,927</b>	<b>1,115</b>	<b>365</b>	<b>340</b>		<b>10,747</b>
<b>Human Service Transportation Providers</b>							
	Previous Funding	FY 2024	FY 2025	FY 2026	FY 2027	Total FY 2024-2027	
FTA 5307	-	-	-	-	-	FTA 5307	-
FTA 5310	297	244	551	590	571	FTA 5310	1,956
FTA 5311	-	-	-	-	-	FTA 5311	-
FTA 5337	-	-	-	-	-	FTA 5337	-
FTA 5339	-	-	-	-	-	FTA 5339	-
Flexible STP	-	-	-	-	-	Flexible STP	-
RSTP	-	-	-	-	-	RSTP	-
Revenues	-	-	-	-	-	Revenues	-
Equity Bonus	-	-	-	-	-	Equity Bonus	-
Flexible STP	-	-	-	-	-	Flexible STP	-
New Freedom	-	-	-	-	-	New Freedom	-
<b>Totals</b>	-	-	-	-	-		-
<b>Winchester MPO</b>							
	Previous Funding	FY 2024	FY 2025	FY 2026	FY 2027	Total FY 2024-2027	
FTA 5307	-	7,227	892	292	272	FTA 5307	<b>8,683</b>
FTA 5310	297	244	551	590	571	FTA 5310	<b>1,956</b>
FTA 5311	-	-	-	-	-	FTA 5311	-
FTA 5337	-	-	-	-	-	FTA 5337	-
FTA 5339	-	-	-	-	-	FTA 5339	-
Flexible STP	-	-	-	-	-	Flexible STP	-
RSTP	-	-	-	-	-	RSTP	-
Other Federal	-	-	-	-	-	Other Federal	-
State	185	1,506	272	205	210	State	<b>2,193</b>
Local	69	391	234	169	161	Local	<b>955</b>
Revenues	-	-	-	-	-	Revenues	-
<b>Totals</b>	<b>551</b>	<b>9,368</b>	<b>1,949</b>	<b>1,256</b>	<b>1,214</b>		<b>13,787</b>

VIRGINIA DEPARTMENT OF RAIL AND PUBLIC TRANSPORTATION  
STATEWIDE TRANSPORTATION  
IMPROVEMENT PROGRAM SUMMARY  
TRANSIT COSTS (in \$1,000)

FY2024 - FY2027

<b>Statewide (DRPT Recipient, Non-MPO)(in \$1,000)</b>							
	Previous Funding	FY 2024	FY 2025	FY 2026	FY 2027	Total FY 2021 - FY 2024	
<b>STIP ID:</b>		<b>DRPT001</b>	<b>Title: DRPT State Safety Oversight Program</b>				
FTA 5329		529	529	529	529	FTA 5329	2,116
State		132	132	132	132	State	528
Local						Local	-
<b>Year Total:</b>	-	<b>661</b>	<b>661</b>	<b>661</b>	<b>661</b>	<b>Total Funds:</b>	<b>2,644</b>
Description:							
<b>STIP ID:</b>		<b>DRPT002</b>	<b>Title: DRPT Intercity Bus Program</b>				
FTA 5311		5,418	5,418	5,418	5,418	FTA 5311	21,672
State						State	-
Local						Local	-
Local-in-Kind		5,418	5,418	5,418	5,418	Local-in-Kind	21,672
Revenues						Revenues	-
<b>Year Total:</b>	-	<b>10,836</b>	<b>10,836</b>	<b>10,836</b>	<b>10,836</b>	<b>Total Funds:</b>	<b>43,344</b>
Description:							
<b>Totals - Statewide (DRPT, Non-MPO)</b>							
	Previous Funding	FY 2024	FY 2025	FY 2026	FY 2027	Total FY 2021 - FY 2024	
FTA 5310	-	-	-	-	-	FTA 5310	-
FTA 5311	-	5,418	5,418	5,418	5,418	FTA 5311	<b>21,672</b>
FTA 5329	-	529	529	529	529	FTA 5329	<b>2,116</b>
State	-	132	132	132	132	State	<b>528</b>
Local	-	-	-	-	-	Local	-
Local-in-Kind	-	5,418	5,418	5,418	5,418	Local-in-Kind	<b>21,672</b>
Revenues	-	-	-	-	-	Revenues	-
<b>Totals</b>	-	<b>11,497</b>	<b>11,497</b>	<b>11,497</b>	<b>11,497</b>	<b>Total Funds:</b>	<b>45,988</b>

<b>Rural (Non-urbanized less than 50,000 Population, Non-MPO)(in \$1,000)</b>							
	Previous Funding	FY 2024	FY 2025	FY 2026	FY 2027	Total FY 2021 - FY 2024	
STIP ID:	<b>DRPT003</b>	<b>Title: Operating</b>		Recipient:		<b>DRPT</b>	
FTA 5310		346	346	346	346	FTA 5310	1,384
FTA 5311		23,526	23,526	23,526	23,526	FTA 5311	94,105
FTA 5339						FTA 5339	-
FTA ADTAP						FTA ADTAP	-
FTA RTAP		386	386	386	386	FTA RTAP	1,544
State		277	277	277	277	State	1,107
Local		23,596	23,596	23,596	23,596	Local	94,382
Revenues						Revenues	-
<b>Year Total:</b>	-	<b>48,131</b>	<b>48,131</b>	<b>48,131</b>	<b>48,131</b>	<b>Total Funds:</b>	<b>192,523</b>
Description:							
STIP ID:	<b>DRPT004</b>	<b>Title: Capital</b>		Recipient:		<b>DRPT</b>	
FTA 5310		1,544	1,544	1,544	1,544	FTA 5310	6,176
FTA 5311		10,413	10,413	10,413	10,413	FTA 5311	41,654
FTA 5339						FTA 5339	-
FTA ADTAP	1,540,123	1,784	1,784	1,784	1,784	ADTAP	1,547,260
State		2,616	2,616	2,616	2,616	State	10,463
Local		837	837	837	837	Local	3,349
Revenues						Revenues	-
<b>Year Total:</b>	<b>1,540,123</b>	<b>17,195</b>	<b>17,195</b>	<b>17,195</b>	<b>17,195</b>	<b>Total Funds:</b>	<b>1,608,901</b>
Description:							
<b>Totals - Rurals (Non-MPO)</b>	Previous Funding	FY 2024	FY 2025	FY 2026	FY 2027	Total FY 2021 - FY 2024	
FTA 5310		1,890	1,890	1,890	1,890	FTA 5310	<b>7,560</b>
FTA 5311		33,940	33,940	33,940	33,940	FTA 5311	<b>135,759</b>
FTA 5339		-	-	-	-	FTA 5339	-
FTA ADTAP		1,784	1,784	1,784	1,784	ADTAP	<b>1,547,260</b>
FTA RTAP		386	386	386	386	FTA RTAP	<b>1,544</b>
State		2,893	2,893	2,893	2,893	State	<b>11,571</b>
Local		24,433	24,433	24,433	24,433	Local	<b>97,731</b>
Revenues		-	-	-	-	Revenues	-
<b>Totals</b>	-	<b>65,325</b>	<b>65,325</b>	<b>65,325</b>	<b>65,325</b>	<b>Totals:</b>	<b>1,801,424</b>



# APPENDIX J

## CIVIL RIGHTS ACCOMPLISHMENTS

July 2023

Prepared by the  
**Virginia Department of Transportation**  
in Cooperation with  
**Virginia Department of Rail and Public Transportation,**  
**Federal Highway Administration–Virginia Division Office, and**  
**Federal Transit Administration**

## Appendix J: Civil Rights Accomplishments

Virginia's statewide self-certification process takes place every three years, in conjunction with the submittal of the STIP to FHWA and FTA. As part of this process, as outlined in VDOT's Self-Certification Procedural Guide, the STIP highlights VDOT's transportation planning and programming processes and activities, including Title VI processes and activities, since the previous self-certification. This appendix is not intended to represent all VDOT Title VI accomplishments; additional and more specific details, including district-specific accomplishments, are included in the Department's Title VI Accomplishments Report, submitted annually to FHWA.

The major program areas overall achievements related to Title VI of the Civil Rights Act of 1964 are captured through the annual questionnaire completed by each of the Major Program areas. The questionnaires are designed to collect and record information about staff roles and the lead responsibilities for Title VI matters, the efforts being put forth to ensure nondiscrimination in each of the areas' activities and the accomplishments that the Virginia Department of Transportation Districts and Divisions have achieved in the area of Title VI. Following is a summary and highlights of the information submitted by the planning program area:

### **Transportation and Mobility Planning Division (TMPD)**

#### Central Office:

- Specific activities related to the participation of the TMPD during the STIP Development Process between Oct. 1, 2021, and Sept. 30, 2022, were: TMPD is included on the working group established by FPMD and kept abreast of progress on the statewide STIP update and assists Environmental Division with any air quality conformity analyses.
- TMPD is the lead for congestion and accessibility scoring for the state's project selection process, known as SMART SCALE. However, other divisions are responsible for other areas, such as safety (TED), reliability (Operations) and programming of funds (IID) ; the districts are responsible for economic development/ land use; and the Office of Intermodal Planning and Investment (OIPI) is responsible for the overall scoring of applications for SMART SCALE. OIPI works with the Secretary's office and the Commonwealth Transportation Board (CTB) to develop a suggested funding scenario for the CTB to adopt each SMART SCALE cycle. The Smart Scale project selection process occurs biannually. Please see <https://smartscale.org/> for more information and details on the projects that have been selected by the CTB.
- No Constrained Long-Range Plan (CLRP) equity studies were carried out by TMPD. This is a function of the MPOs across the state. Analysis at the statewide level was conducted by the Office of Intermodal Planning and Investment as part of the VTrans statewide multimodal plan update.

- TMPD distributed public information that included Title VI of the Civil Rights Act of 1964 specific information as part of all corridor studies and public involvement activities. TMPD's public information meeting brochures all include Title VI information, which includes details on how to get more information or special assistance for persons with disabilities or limited English proficiency.
- The federal funding received for the reporting period was \$24,828,537. A list of the distribution of funds for this reporting period can be found at the end of this report.
- VDOT TMPD administers Virginia's FHWA metropolitan planning (PL) funds for MPO planning activities; State Planning and Research (SPR) funds for planning and certain special planning study activities of the Department; as well as certain Safe Routers to School (SRTS) program funds. Federal metropolitan planning funds (PL- an 80% share federal program- see table at end of report) of \$10,331,061 were fully distributed to Virginia's urbanized areas. Regarding State Planning and Research (SPR), \$1,160,000 were distributed to Virginia's rural regional PDCs (\$58,000 each).
- VDOT distributed \$354,000.00 to local communities to fund local Safe Route To Schools (SRTS) non-infrastructure program.
- There were 19 SRTS Quick Start mini-grants made available in awards, totaling \$19,000. A list of the impacted schools is included in tables at the end of this report.
- No contracts were procured by TMPD during Oct. 1, 2021 - Sept. 30, 2022.
- The Title VI/Nondiscrimination paragraph from the U.S. DOT Standard Title VI Assurances was inserted into the solicitations for bid/ requests for proposal for the contracts listed above and the contracts/agreements signed included the clauses of Appendix A and E of the U.S. DOT Standard Title VI Assurances (USDOT 1050.2A) .
- Following guidance provided in IIM-TMPD - 4.0: Public Participation / Public Involvement in Transportation Planning Studies - TMPD continued to incorporate Virtual Public Involvement into all planning studies with the goal of reaching a broader and more diverse demographic to provide input on transportation projects.
- During the reporting year, TMPD and VDOT districts conducted nearly 40 online surveys including several second language versions of some surveys.
- Additionally, public information materials and presentations were translated to second languages for several planning studies.
- TMPD also hosted virtual public meetings including live broadcast and pre-recorded events.
- TMPD has worked jointly with L&D, Environmental and Communications Divisions to implement a new public engagement platform (PublicInput.com) which will enable TMPD to capture demographic information about virtual meeting participants- race, ethnicity and income information.
- TMPD updated the statewide SE data of Accessibility tool by using the latest Census 2020 block and block group data, also, we cooperated with The Virginia Transportation Research Council and U.S. Census to acquire the percent of the population meeting at least

one criterion or possible combination of criteria of “disadvantage population” (low income, LEP and minority) in each block group in Virginia, This allows Virginia to accurately defined the disadvantage population for the statewide project prioritization process.

- TMPD used USDOT GIS mapping from Justice40 to highlight potentially impacted populations for federal discretionary grant applications on Route 1 in Arlington, I-64 in Richmond and Hampton Roads Districts, and Piedmont Avenue Bridge in Bristol. TMPD also used this mapping in cooperation with the City of Richmond on a grant application for the Reconnecting Communities Pilot grant.
- All Strategically Targeted Affordable Roadway Solutions (STARS) studies utilized some type of virtual public involvement which allowed the public to participate by providing comments and selecting alternatives developed as part of the study.
- Although TMPD cannot ensure/guarantee the participation of persons or representatives of all discrimination-protected populations in MPO activities, the procedures in Public Participation Plans are planned/designed to provide reasonable opportunities for their participation, inclusion and involvement in the development of planning documents. Even in events where such persons decline to participate, transportation planning and programming requires providing accommodations for, extending outreach to and including considerations for such persons in the development of transportation plans and programs. VDOT District planning staff directly participated in and oversaw the activities of the MPO s located within their respective VDOT District. This included the development and documentation of the public involvement/participation process used by each MPO in a Public Participation Plan. Years ago, under VDOT distribution of authority initiatives, the VDOT Districts received authority and responsibilities for conducting transportation planning activities with their MPO(s) . Each MPO is required to document its process associated with outreach and notices of draft documents, meetings and related activities in their MPO Public Participation Plan.
- TMPD continued to provide policy guidance to District Planning offices across VDOT on the metropolitan planning process. TMPD conducted monthly meetings with District Planning Managers to discuss critical topics such as MPO long range plan and transportation improvement program update schedules and supported districts with their review of metropolitan planning work programs as well as rural scopes of work for the Rural Transportation Planning Program.
- Public meetings and hearings held by TMPD during FFY 2021-22 (Oct.1, 2021 – Sept. 30, 2022) were:

STARS Study Virtual Public Involvement – Total 91 surveys including one virtual public meeting.

Details:

	Meeting or Hearing	Location	Number of Attendees	Were there any Title VI issues identified by TMPD Y/N)
1	Little River Turnpike Virtual Information Meeting	Online	More than 30	N
2	Route 33 AMP Rockingham County Public Meeting 2/3/2022	Spotswood High School	34	N
3	Route 33 AMP Rockingham County Public Input Online Survey 9/7/21 – 10/24/21	Online	916	N
4	Route 33 Study King and Queen Online Survey 3/9/22 – 3/25/22	Online	218	N

- The mechanisms used to identify the communities that were represented at the public meetings and hearings are described in the following table:

	Meeting or Hearing	Mechanism used to identify the communities represented at the meeting
1	Little River Turnpike Virtual Information Meeting	Google form (English and Spanish language) was used to depict alternatives developed as part of the Little River Turnpike STARS study. Social media platforms such as Facebook and Instagram were used to reach out to citizens of specific zip codes identified by the Fairfax County.
2	Route 33 AMP Rockingham Co. Public Meeting	Targeted Zip Codes / Social Media Blast
3	Route 33 AMP Rockingham Co. Public Input Online	Targeted Zip Codes / Social Media Blast
4	Route 33 Study King and Queen Online Survey 3/9/22 – 3/25/22	Targeted Zip Codes / Social Media Blast

Among the efforts implemented by TMPD to ensure that recipients receiving federal funds were aware of their Title VI/Nondiscrimination responsibilities are:

- Inclusion of Title VI/Nondiscrimination paragraph from the U.S. DOT Standard Title VI Assurances in all pass-through funding agreements for recipients of federal funds.
- Ensured that the transportation planning entities (MPOs and PDCs) that VDOT works with are aware of and will comply with the USDOT 1050.2A Title VI and related nondiscrimination requirements.
- Carrying out the Division's process with planning entities through issuance of annual letters of authorization and (PL and SPR) funding agreements, supported by a master agreement. The annual funding agreement with a MPO or PDC transportation planning entity requires the completion of several forms, including their completion of the USDOT Order No. 1050.2A standard assurances form and applicable appendices.
- Regular inclusion of USDOT's Order No. 1050.2A and its applicable appendices in the annual funding agreement packages for MPOs and PDCs; and by reviews verifying the completion of the annual funding agreements, including completion of the USDOT's Order No. 1050.2A form and its applicable appendices, by Central Office transportation planning staff.
- MetroQuest surveys were provided in two languages English and Spanish to get public feedback on most of the NOVA STARS studies. These requests came from localities in the NOVA District. All of these surveys were advertised in social media platforms such as Facebook and Instagram to have a wider reach.

Title VI Accomplishments by district include:

#### Bristol District

- The District Planning Staff reviewed the STIP/TIP project list to ensure all applicable projects are listed.
- The District Planner did not receive any complaints during the reporting period.
- Bristol District planning staff monitored and attended meetings and workshops held by the MPOs and PDC RTCs in the District. These organizations have policies and procedures in place to ensure appropriate public advertisement and access to meetings.
- District planning staff consistently continued to work with MPO and PDC staff to design planning efforts to ensure effective public participation and locality participation. District planning staff emphasized the importance of outreach and education to MPO and PDC partners in every planning effort.
- The Bristol District Planning Division will continue its efforts in improving connectivity and access to the transportation system for all people and freight. They will continue to evaluate other modes of transportation, such as bicycle and pedestrian travel and incorporate these into the planning process. They will also continue their efforts of working

with the MPO & PDC partners on all future projects.

- Bristol District planning staff attended meetings and workshops held by the MPOs and PDC RTCs in the District. Additionally, District planning staff consistently work with MPO and PDC staff to design planning efforts to ensure effective public participation and locality participation.

#### Culpeper District

- No report.

#### Fredericksburg District

- Fredericksburg District Planning program continued to assist Central Office and the Fredericksburg Metropolitan Planning Organization (FAMPO), the regional MPO in processing STIP Amendments and Modifications, as needed.
- VDOT Fredericksburg Planning continued to coordinate activities in the workflow, continued to participate in webinars, and continued to review draft lists/document providing comments and edits, when appropriate.
- VDOT Fredericksburg Planning is not responsible for the scoring and prioritization of projects. However, a VDOT representative is on the Technical Advisory Committee and Policy Board of the Fredericksburg Metropolitan Planning Organization (FAMPO) that provides feedback and approval.
- Planning did not receive any Title VI complaints during FY2021-2022.
- VDOT Fredericksburg Planning received federal funding, which was used for staff time on UPC #0000121462 and a budget of \$530,000. FAMPO received \$513,109.95. The PDCs, George Washington Regional, Middle Peninsula and Northern Neck each received \$58,000.
- VDOT Fredericksburg Planning did not procure any contracts procured during this fiscal year; however, the division continued to be committed to ensuring Title VI compliance by requiring submission of the Title VI Assurances and Appendices A and E. Furthermore, subrecipient monitoring is coordinated at the Central Office level and/or the district staff.
- VDOT Fredericksburg worked closely with the MPO, PDCs and VDOT District Communications staff to ensure that Title VI requirements are being met.
- Although VDOT Fredericksburg District does not perform mapping of LEP populations, the planning district staff continued to provide oversight via FAMPO board participation.
- VDOT Fredericksburg Planning continued to attend public meetings and cooperated with FAMPO's adoption of Public Participation Procedures.

## Hampton Roads District

- The District Planning Office coordinated with the Hampton Roads Transportation Organization (HRTPO) to assess project data in development of the FY2024-2027 STIP. District staff reviewed district project information for inclusion into the new STIP while the HRTPO staff reviewed the MPO area project data for inclusion in the TIP document. Information contained within the STIP is first adopted at the local level through the TIP. District Planning assists with monthly coordination for all amendments and modifications required in the TIP and STIP as the documents are required to be consistent.
- Projects scoring and prioritization - District Planning Staff coordinates with TPO staff on the committed and candidate project list. VDOT staff and others participate in the review of the cost estimates, other information, and process of final prioritization. The final approval of project selection rests with TPO policy board. VDOT also assists the CTB with development and review of both Project Pipeline process and Smart Scale. Project Pipeline is a performance-based planning program used to look at needs statewide and formalize the connection with planning, funding and programming transportation solutions. The District also participates in the implementation of the Smart Scale Process, which is in place to fund transportation projects through a prioritization process that evaluates each project's merits using key factors, including improvements to safety, congestion reduction, accessibility, land use, economic development, and the environment. Information on the Project Pipeline is located at the following link <https://vapipeline.org>.
- Certification Reviews - Federal law requires that the FHWA and the FTA certify that the metropolitan transportation planning process in MPOs is carried out in accordance with applicable provisions of federal law at least once every four years. The HRTPO's most recent Self Certification was approved in July 2020. The approval was for FY 2021-2024. Therefore, no reviews were conducted from October 1, 2021, and September 30, 2022. No corrective actions were required. Civil Rights conducts the review. However, District planning does review work elements outlined in the UPWP and provides comment and review during the public comment period regularly and as those UPWP task are completed.
- LRTP Equity Studies - No analysis is conducted by the Planning District office. However, the staff serves on the LRTP development subcommittee and reviewed demographic information as presented in the Title VI – EJ Candidate Project Evaluation report of the 2045 LRTP. No complaints were received.
- Procurements and Contract Administration - HRD Planning received approximately \$1.2 Million in SPR funds to assist and Monitor TPO UPWP activities. Hampton Roads Planning District Commission \$72,500 State Planning and Research (SPR) fund Accomack Northampton Planning District Commission \$72,500 SPR Funds. HRD Transportation Planning Organization \$2.3M PL funds.
- Hampton Roads Planning section provided oversight to several studies.
- Planning and Public Involvement - The District planning team continued to follow



guidance set forth by our Central Office for public participation. Access to materials is available on VDOT website. Surveys were conducted through the MetroQuest platform for four projects.

- District continued to participate in TPO activities such as the development of the TIP, LRTP, Active Transportation Plan and technical studies, which have been presented in both virtual and in person settings.
- Leadership attendance at Policy board meetings and District staff attendance at the Technical Transportation Advisory Committee (TTAC) meetings, Active Transportation Programming Subcommittee, LRTP Subcommittee and other committees as needed. Staff also attend Accomack Northampton Planning District Commission (ANPDC) and subcommittee meetings.
- Planning office held five online information sessions for ongoing STARS and PIPELINE studies in accordance with the VDOT public participation guidelines. MetroQuest was used to secure public feedback for the online forums and demographic information was included. Number of visitors is in reference to those persons visiting the website where number of participants is the number of persons who completed some type of survey on the website. In addition, four Public Open Houses were held for James City regarding HR05 Route 199 Humelsine Parkway.

#### Lynchburg District

- Transportation and Mobility Planning did not submit their questionnaire.

#### Northern Virginia District

- The Planning Division developed a new STIP in 2020. There were only amendments and administrative modifications during FY 2021/2022. NOVA's Planning staff members were responsible for reviewing the documents and making the necessary corrections where needed. The Planning staff also entered the project data in the MPO's Transportation Improvement Program (TIP) database and navigated the TIP revision through the MPO adoption process. The MPO handled public involvement and notice issues in conjunction with the MPO's approved Public Involvement Plan.
- DURING FY 2021/2022, there were only amendments and administrative modifications. NOVA District Planning staff were responsible for (1) reviewing the draft STIP Actions for the NOVA District and making corrections and (2) entering the project data in the MPO's Transportation Improvement Program TIP database and (3) steering the TIP revisions through the MPO adoption. Public involvement and notice activities were handled by the MPO in accordance with the MPO's federally approved Public Involvement Plan. The next update to the STIP will begin in 2023.
- There were no federal certification reviews in this current fiscal year. However, the next MPO certification review will be conducted in March of 2023 for the MPO National

Capitol Region Transportation Planning Board, or the TPB.

- Questions four (4) and five (5) are not applicable.
- NC RTPB certifications were reviewed in February and March of 2020. The NOVA District Administrator signed the self-certification form in March of 2020. The signed self-certification form was included in the adoption of a new TIP and Air Quality Conformity determination on March 18, 2020. On February 25, 2021, the TPC certified to VDOT that the metropolitan planning process is addressing the major issues in the metropolitan planning area and is being conducted in compliance with all major applicable laws. The Planning staff reviewed the MPO draft certifications, and the District Administrator signed a form concurring with the TPBs self-certifications. Further, the Planning Division staff engaged in several TPB committees, and the Board of Directors ensures that the District is aware of the MPOs commitment to comply with all Federal Civil Rights, Environmental and Transportation Planning requirements.
- With respect to the Dissemination of Title VI Information, the following is a sample of the public notice that was included in a planning study public involvement process which illustrates how the notice is given.
- Give your comments after the presentation, submit your written comments by October 19, 2022, via the study website, by mail to Mr. Amir Shapar, P. E., Virginia Department of Transportation, 4975 Alliance Drive, Fairfax, Virginia 22030 or email to meeting comments @VDOT.virginia.gov. Please reference “Sheve Road Corridor Study” in the subject line.

VDOT ensures nondiscrimination and equal employment in all Programs and Activities in accordance with Title VI and Title VII of the Civil Rights Act of 1964, as amended. If you need more information or special assistance for persons with disabilities or limited English proficiency, contact VDOT Office of Civil Rights at 703-259-1775.

- The Planning Division did not receive any complaints during FY2021-2022.
- The following link provides an illustration of the information that was made available to the public for STARS studies. -  
<https://www.virginiadot.org/projects/northernvirginia/route50arlingtonstudy.asp>.
- The TPB Equity Emphasis Areas Study provided information to the public regarding low-income-racial/ethnic minority populations broken down into GIS-mapped geographic areas. The study provides information on relative access to transportation services in these areas.  
<http://www.mwcog.org/transportation/planning-areas/fairness-and-accessibility/environmental-justice/equity-emphasis-areas>.
- Public involvement practices for STARS studies have been considerably enhanced. Public surveys using the MetroQuest online tool are conducted for each STARS study. MetroQuest is being phased out as an involvement tool and replaced with PublicInvolvement.Com.
- Public notices and websites were used on STARS and other studies to make the public

aware of the project and to seek their input. Multilingual materials were available and public notices were sent to foreign-language newspapers when needed.

- The District Planner and other staff members participate in the MPO process and are part of key committees, including the technical Committee, State Technical Working Group, Steering Committee, and Access for All Committee. The TPB's Title VI Plan was developed with oversight from the Technical Committee and progress on the plan was reported to other committees and the Board of Directors. The FHWA and the FTA made positive comments concerning the development of the Equity Areas concept.
- There were six (6) public meetings and hearings during the reporting period. Sign-in lists, comment cards, and public meeting minutes allow the identification of organized or informal groups present at meetings.
- Print and websites were available for dissemination of non-English advertisements.

### Richmond District

- District Planning staff serves as the coordinator between the MPOs and Central Office BFMD. District staff facilitated data reviews, coordinated feedback, assisted with public comment, conducted reviews of data, communicated necessary guidance and timelines, and provided updates to VDOT BFMD.
- The district Planning section participated in the MPOs' technical committee but was not involved with project selection.
- District Planning developed planning studies/documents in coordination with Central Office TMPD who oversees the funding and ensures effective public participation.
- District Planning staff reviewed MPO/PDC advertisements for public meetings and actively participated in meetings and public events to monitor public involvement and provide input to the MPOs, as needed.
- District Planning staff actively participated in many of the MPO processes and committees for both the Richmond and Tri-Cities MPOs. These included the Metropolitan Planning Organization policy meetings (MPO), Citizens Transportation Advisory Committee CTAC - Richmond only), Elderly and Disabilities Advisory Committee (EDAC -Richmond only), Technical Advisory Committee (TAC), and special purpose committees such as RSTPBG/CMAQ allocation plan committees.
- Establishing a close and positive working relationship with MPO staff and member localities continued to be a primary focus.
- There was no need to provide bilingual or non-English advertisements, announcements or notices. No interpreters were requested. There were no vital or significant documents intended to be shared with the public or MPOs, that were translated into other languages or Braille during the reporting period.

## Salem District

- Salem District Transportation and Mobility planning division's participation during the STIP Development process included reviewing draft and Final STIP/TIP documents, working with the two MPO's within the District to ensure they approve their TIP documents, included their associated public involvement process. They also participate in state public involvement efforts and act as the District point of contact for STIP/TIP issues.
- Salem District Transportation and Mobility Planning division participated in the development, verification, validation, and scoring of more than 40 SMART SCALE Round 5 projects.
- The mechanisms used in the prioritization of the projects listed above and for distribution of projects statewide included VTrans Mid-term Needs mapping and data sets including the development of needs priorities , crash data sets and SMART SCALE scoring process.
- Salem District Transportation and Mobility Planning staff participated in the 2020 FHWA-FTA Joint Certification process for the Roanoke Valley TPO October 1, 2020, and September 30, 2021.
- Salem District Transportation and Mobility worked with RVTPO staff and committees to implement actions identified during the Certification review process.
- Salem District Transportation and Mobility office staff participated in the review of certification with MPO staff, committees' and boards. Throughout each planning cycle (1-3yrs), they ensure MPO's are addressing federal requirements outlined in the certification documents.
- Salem District Transportation and Mobility Planning worked with RVTPO staff in the development and update of the Travel Demand Model for the area. RVTPO staff conduct demographic analysis as part of their LRTP update for this reporting period.
- Salem District Transportation and Mobility Planning participated in MPO/PDC public involvement efforts associated with their planning activities in support of the federally required regional planning processes effectively to include Title VI/ Nondiscrimination populations in the development of planning documents.
- Salem District Transportation and Mobility Planning Division ensured that all members of the community are effectively participating in the development of planning documents by participating in regular meetings and communication with MPO/PDC staff.
- Salem District Transportation and Mobility Planning staff ensured that recipients receiving federal funds through the planning division are aware of their Title VI/Nondiscrimination responsibilities by participating regularly in the MPO planning processes, including public involvement activities, training, and certification reviews.
- Salem District Transportation and Mobility Planning staff verified that recipients who received federal funds included the Title VI/Nondiscrimination paragraph from the U.S. DOT Standard Title VI Assurances into all solicitations for bids and requests for proposals was non-applicable.

- Salem District Transportation and Mobility Planning staff verified that recipients who received federal funds included the clauses of Appendix A and E of the U.S. DOT Standard Title VI Assurances (USDOT 1050.2A) in all its contracts and consultant agreements was non-applicable.

### Staunton District

- Staunton District Planning office assisted in the reconciliation and review of three MPO TIP documents which are included in the STIP development. Staff reviewed each entry to ensure that project descriptions and schedules are accurately reflected in the document. The Planning office coordinated with MPO and PDC partners to ensure compliance.
- While Staunton District Planning provided application development support to their localities and regional planning bodies and assists with application scoring, all scoring and selection of project funding through the various transportation funding programs is managed by VDOT Central Office Transportation and Mobility Planning Division (TMPD), the Office of Intermodal Planning and Investment (OIPI) and the Commonwealth Transportation Board (CTB). Each of the various transportation funding programs as managed by TMPD and OIPI have a unique procedure / process for application prioritization and scoring. District Planning serves as the technical resource to assist local governments in the development of project solutions and applications.
- Staunton District Planning continued to serve as the clearinghouse and technical resource for three MPO's. For FFY 2021-22, numerous technical analyses were performed. The District Planning office assisted the MPO partners in equity analysis as part of their ongoing LRTP update cycles.
- All public outreach through public surveys or public information meetings developed by District Planning included coordination with the Staunton District Civil Rights section. Since COVID-19, the move by VDOT to conduct more online public surveys through the MetroQuest platform has resulted in a significant increase in public participation and public access / awareness in VDOT planning studies.
- During the past year, District Planning also began formatting PDFs posted to VDOT public planning website to be accessibility compliant.
- Staunton District Planning office did not receive any complaints alleging violations of Title VI of the Civil Rights Act of 1964 against our Division, against any of Virginia's MPOs/PDCs, and/or against any of the consultants/sub consultants performing on our projects, during Oct. 1, 2021 – Sept. 30, 2022.
- Locally, Staunton District Planning assisted our MPO/PDC partners with identifying and supporting communication to non-English speaking populations.
- Staunton District Planning continued to review all quarterly invoicing to ensure that outreach strategies to non-English speaking populations are in fact represented in the MPOs/PDCS reimbursement requests. Also, District Planning staff coordinated monthly

with MPO staff to discuss outreach strategies.

- Public Meetings attendance records were used to identify what communities were represented at public meetings and hearings.
- Largely in the Harrisonburg/Rockingham area, monthly (and event) advertisement in area newspapers targeting the non-English speaking segment of the population was provided. District Planning coordinated with localities and stakeholders to identify when online planning surveys require bilingual options based on the communities where public input is being solicited. Over the past year, VDOT Pipeline Study Online Public Surveys were developed in Spanish and Arabic in the Harrisonburg/Rockingham County region and Spanish in the Winchester/Frederick County region to improve public outreach.

**TRANSPORTATION AND MOBILITY PLANNING (TMPD)  
SUB-RECIPIENTS INFORMATION**

**Metropolitan Planning (PL) Funding Distributed/Awarded to MPOs**

URBAN AREA	FEDERAL
Bristol TN	\$43,306
Bristol VA	\$33,560
Charlottesville	\$168,947
Danville	\$133,926
Fredericksburg	\$426,445
Hampton Roads	\$2,680,512
Harrisonburg	\$246,289
Kingsport, TN	\$4,056
Lenowisco, VA	\$46,004
Lynchburg	\$204,267
New River Valley	\$164,032
Northern Virginia	\$3,726,686
Richmond	\$1,311,767
Roanoke	\$416,077
Staunton	\$210,190
Tri-Cities	\$196,136
Winchester	\$318,861
<b>Grand Total</b>	<b>\$10,331,061</b>

**Federal State Planning Research (SPR) Funds Distributed/Awarded to PDCs  
Through the Rural Transportation Planning Program**

<b>Rural Transportation Planning Program</b>	<b>Federal</b>
Accomack - Northampton	\$58,000
Central Shenandoah	\$58,000
Central VA Region 2000 Reg. Comm.	\$58,000
Commonwealth Regional Council	\$58,000
Crater	\$58,000
Cumberland Plateau	\$58,000
George Washington Regional	\$58,000
Hampton Roads	\$58,000
Lenowisco	\$58,000
Middle Peninsula	\$58,000
Mount Rogers	\$58,000
New River Valley	\$58,000
Northern Neck	\$58,000
Northern Shenandoah	\$58,000
Rappahannock-Rapidan	\$58,000
Richmond Regional	\$58,000
Roanoke Valley-Alleghany	\$58,000
Southside	\$58,000
Thomas Jefferson	\$58,000
West Piedmont	\$58,000
<b>TOTAL</b>	<b>\$1,160,000</b>

**FY21-22 Safe Routes to School Mini-Grants**

<b>FY 21-22 DRTS QuickStart Mini-Grants \$1000 each</b>	
<b>School Division</b>	<b>School Impacted</b>
Prince William County Public Schools	Ashland Elementary
Loudoun County Public Schools	Cool Spring Elementary, Potomac Elementary
Charlottesville Public Schools	Clark Elementary School
Arlington County Public Schools	Oakridge Elementary School
Fairfax County Public Schools	Vienna Elementary School
Chesterfield County Public Schools	Salem Church Middle School
Hanover County Public Schools	Chickahominy Middle School
Manassas Park Public Schools	Manassas Park Middle School
Fairfax County Public Schools	Cunningham Park Elementary School
Loudoun County Public Schools	Seldens Landing Elementary
Loudoun County Public Schools	Hamilton Elementary School
Williamsburg-James City County Public Schools	Laurel Lane Elementary, Matthew Whaley Elementary
Loudoun County Public Schools	Hillside Elementary School, Sanders Corner Elementary School
Fairfax County Public Schools	Lake Braddock Secondary School
Fairfax County Public Schools	Marshall Road Elementary School
Fairfax County Public Schools	Herndon Elementary School
Fairfax County Public Schools	Lemon Road Elementary School
Williamsburg-James City County Public Schools	Laurel Lane Elementary, Matthew Whaley Elementary
Loudoun County Public Schools	Creighton's Corner ES, Dominion Trail ES



**Safe Routes to School Non-Infrastructure Grant Program - Federal Dollars**

<b>Safe Routes to School Program</b>	
Alexandria	\$23,600
Arlington County Public Schools	\$23,600
Charlottesville	\$23,600
Chesterfield	\$23,600
Fairfax County	\$23,600
Sentara RMH (Harrisonburg	\$23,600
Loudoun	\$23,600
Newport News	\$23,600
Norfolk	\$23,600
Prince William	\$23,600
Rockingham	\$23,600
City of Waynesboro	\$23,600
Williamsburg-JCC	\$23,600
Chesapeake	\$23,600
Greater Richmond F4K	\$23,600

**TOTAL Federal SRTS Funds = \$354,000**

## Prior 2021-2024 STIP Finding

In a letter dated August 1, 2020, FTA and FHWA jointly approved the 2021-2024 STIP subject to the following FHWA corrective action being taken by the Commonwealth:

- VDOT's Fiscal Year 2020 and 2021 Title VI/Nondiscrimination Implementation Plans that were approved by FHWA require that VDOT conduct a compliance review of metropolitan planning organizations (MPO) and/or planning district commissions (PDC) at least every four years. Compliance reviews have not been conducted within the last four years for the MPOs and most of the PDCs. Therefore, FHWA requests that within two years VDOT conducts a comprehensive Title VI/Nondiscrimination review of MPOs and PDCs in Virginia pursuant to 23 CFR 200.9(b)(7) and their FY 2020 and 2021 Title VI/Nondiscrimination Implementation Plans. Furthermore, we ask that VDOT provide the FHWA Virginia Division with a copy of reports and approval communications of all completed Title VI/Nondiscrimination reviews.

The following actions have been taken and more comprehensive details have been provided to FHWA:

1. VDOT has conducted Title VI compliance reviews with all MPOs and PDCs as required.
2. Where findings were identified, VDOT issued or will issue corrective action letters.
3. Where corrective action was resolved, closeout letters were provided to the MPO, PDC and FHWA.
4. Where corrective action was not resolved, a second corrective action letter will be issued in September 2023 with corrective action plans/responses due to VDOT November 2023.

# APPENDIX K

## Public Meeting Notices/Postings

# Public Hearings



## Funding the Right Transportation Projects

You are invited to share comments on transportation projects that have been recommended for funding in the FY2024-2029 Six-Year Improvement Program (SYIP). Additionally, pursuant to §33.2-202, comments will be accepted for new projects valued in excess of \$25 million. The Commonwealth Transportation Board will take your comments into consideration as it develops the FY2024-2029 SYIP. The program allocates public funds to highway, road, bridge, rail, bicycle, pedestrian and public transportation projects. All federally eligible projects in the SYIP will be included in the Statewide Transportation Improvement Program to document how Virginia will obligate its federal funds.

Meeting materials will be available <https://www.ctb.virginia.gov/planning/springmeetings2023/default.asp> before April 20, 2023.

**Public meetings begin at 4 p.m. in each of the locations except as noted below:**

*A formal comment period will be held at these meetings.*

<p><b>Thursday, April 20</b> Hampton Roads District Hampton Roads District Auditorium 7511 Burbage Drive, Suffolk, VA 23435</p>	<p><b>Monday, April 24</b> Richmond District Richmond District Auditorium 2430 Pine Forest Drive Colonial Heights, VA 23834</p>	<p><b>Monday, May 1</b> *Northern Virginia District Potomac Conference Center NOVA District Office 4975 Alliance Drive Fairfax, VA 22030</p>
<p><b>Tuesday, May 2</b> Culpeper District Culpeper District Auditorium 1601 Orange Road Culpeper, VA 22701</p>	<p><b>Wednesday, May 3</b> Staunton District Blue Ridge Community College Plecker Center for Continuing Education One College Lane Weyers Cave, VA 24486</p>	<p><b>Monday, May 8</b> Fredericksburg District Germanna Community College Workforce and Technology Center 10000 Germanna Point Drive Fredericksburg, VA 22408</p>
<p><b>Monday, May 15</b> Bristol District Southwest Virginia Higher Education Center One Partnership Circle Abingdon, VA 24210</p>	<p><b>Tuesday, May 16</b> Salem District Salem Civic Center Community Room 1001 Roanoke Boulevard Salem, VA 24153</p>	<p><b>Wednesday, May 17</b> Lynchburg District Lynchburg Grand Hotel 601 Main Street Lynchburg, VA 24504</p>

\*The Northern Virginia District meeting will begin at 5 p.m. and serve as the required joint public meeting with the Northern Virginia Transportation Authority, the Northern Virginia Transportation Commission, the Virginia Railway Express, and the CTB per § 33.2-214.3 of the Code of Virginia. Need to note that this meeting only can be streamed online.

You can submit comments online, or by email or mail by May 24, 2023.

For roads and highways: [Six-YearProgram@VDOT.Virginia.gov](mailto:Six-YearProgram@VDOT.Virginia.gov), or Infrastructure Investment Director, Virginia Department of Transportation 1401 East Broad St., Richmond, VA 23219.

For rail and public transportation: [DRPTPR@drpt.virginia.gov](mailto:DRPTPR@drpt.virginia.gov), Public Information Office, Virginia Department of Rail and Public Transportation 600 East Main Street, Suite 2102, Richmond VA, 23219.

*The Commonwealth is committed to ensuring that no person is excluded from participation in or denied the benefits of its services on the basis of race, color or national origin, as protected by Title VI of the Civil Rights Act of 1964. If you need further information on these policies or special assistance for persons with disabilities or limited English proficiency, please contact the Virginia Department of Transportation's Title VI Compliance Officer at 804-786-2730 or the Virginia Department of Rail and Public Transportation's Title VI Compliance Officer at 804-786-4440 (TTY users call 711). ———*

July 31, 2023

### **Development of the Federal Fiscal Years 2024 – 2027 STIP**

Virginia is currently in a STIP update cycle and in the process of preparing the next STIP for Federal Fiscal Years 2024 – 2027. VDOT and DRPT are working with the MPOs to update their TIPs and are in cooperation with transportation planning officials in nonmetropolitan areas on the inclusion of federally funded projects in the nonmetropolitan areas of Virginia. Draft TIPs will be included without change into Virginia’s new STIP along with projects in nonmetropolitan areas.

Virginia provides many opportunities for the public to provide input on transportation projects and priorities as part of the continuing transportation planning process for the development of the STIP and the state required Six-Year Improvement Program.

Nonmetropolitan area project lists will be made available at the Spring [Transportation Meetings](#).

Once preparation of the new STIP is complete, it will be made available here on VDOT’s website for a minimum of 30 days.

**Posted July 31, 2023**

**Draft Federal Fiscal Years 2024 -2027 STIP**

The Virginia Department of Transportation (VDOT) and the Department of Rail and Public Transportation (DRPT) have developed Virginia's Draft STIP for Federal Fiscal Years 2024 - 2027.

VDOT and DRPT worked in cooperation with the MPOs to update their TIPs which are included without change into Virginia's draft STIP.

VDOT and DRPT were also in cooperation with transportation planning officials in nonmetropolitan areas on inclusion of federally funded projects in the nonmetropolitan areas of Virginia.

Virginia provides many opportunities for the public to provide input on transportation projects and priorities as part of the continuing transportation planning process for the development of the STTP and the state required Six-Year Improvement Program.

The Draft Federal Fiscal Years 2024 – 2027 STIP is available [here](#). (Posted 7/31/2023)

VDOT is requesting public review and input on the Draft Federal Fiscal Years 2024 – 2027 STIP. Comments may be submitted until August 30, 2023, to:

Federal Programs Management  
Director Virginia Department of  
Transportation 1401 E. Broad St.  
Richmond, VA 23219  
[stip@vdot.virginia.gov](mailto:stip@vdot.virginia.gov)

Note: One comment was received and evaluated during the public comment period of the DRAFT 2024-2027 STIP. No changes were made to the Final 2024-2027 STIP as a result of the comment.