

# Student Travel Tally Report: Combining Schools in One Data Collection Season

**School Group:** Virginia Schools

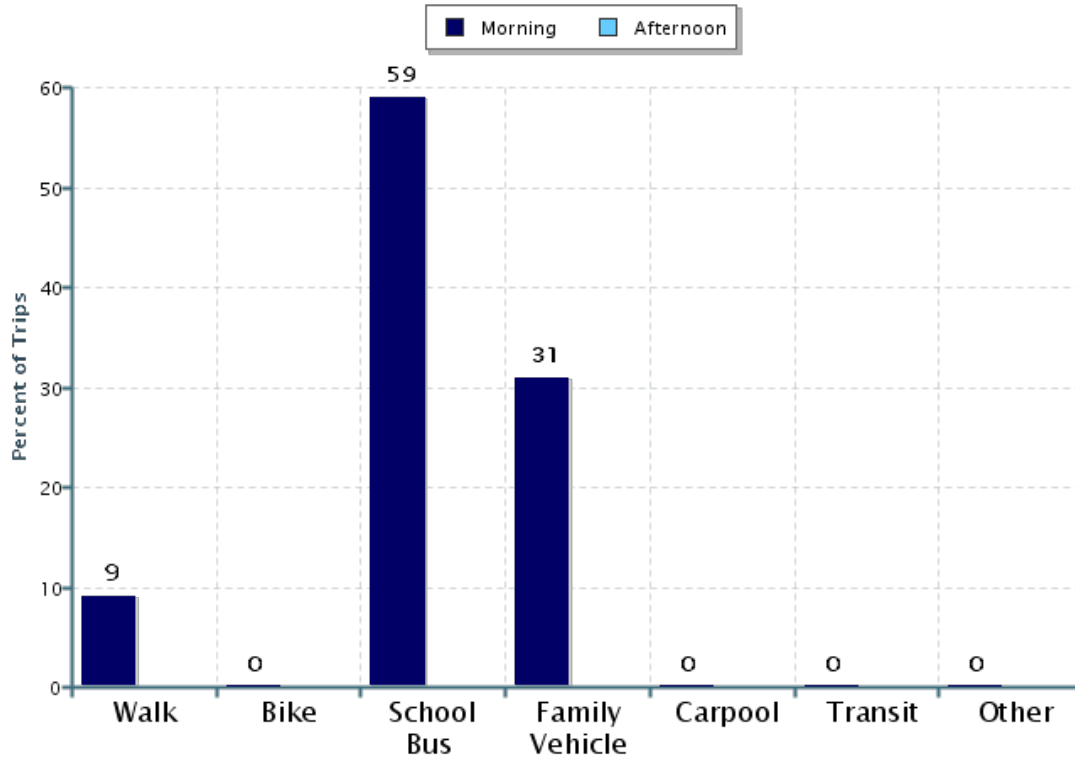
**Date Range:** Fall 2017

**Date Report Generated:** 01/02/2018

School Name:	Month & Year Collected & (Set ID)	School Enrollment:	% Range of School's Students Involved in SRTS:	Number of Classroom in School Targeted by School Group:	Number of Classrooms Included in Report:
Brighton Elementary School	September 2017 (24755)		0-25%		24
Churchland Academy Elementary School	September 2017 (24722)	697	0-25%		34
Churchland Elementary School	September 2017 (24726)	805	76-100%		34
Douglass Park Elementary School	September 2017 (24728)	651	76-100%		28
Hodges Manor Elementary School	September 2017 (24627)	590	0-25%		25
James Hurst Elementary School	September 2017 (24630)	539	0-25%		28
John Tyler Elementary School	September 2017 (24725)	655	76-100%		30
Lakeview Elementary School	September 2017 (24756)	418	76-100%		22
Park View Elementary School	September 2017 (24631)		76-100%		26
Simonsdale Elementary School	September 2017 (24612)	683	76-100%		28
Victory Elementary School	September 2017 (24615)	560	76-100%		27
Westhaven Elementary School	September 2017 (24757)	518	76-100%		25
<b>Total:</b>				0	331

This report contains information from schools' classrooms about students' trip to and from school. The data used in this report were collected using the in-class Student Travel Tally questionnaire from the National Center for Safe Routes to School.

## Morning and Afternoon Travel Mode Comparison



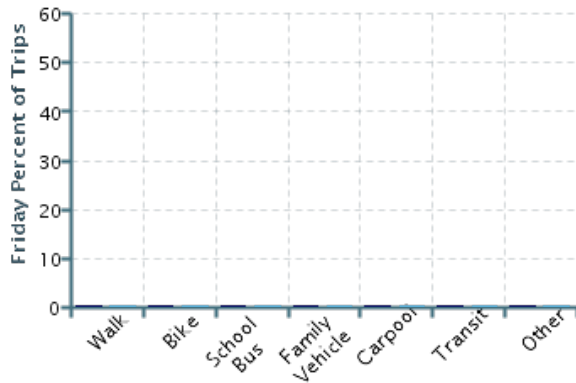
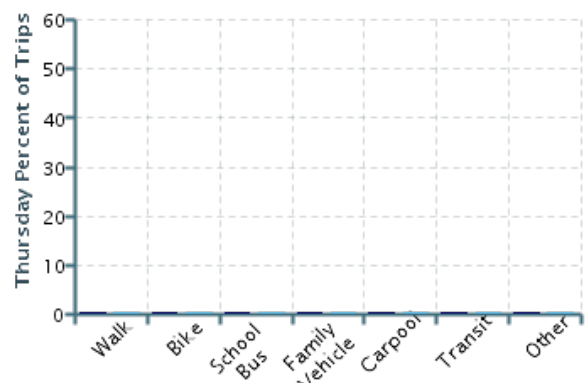
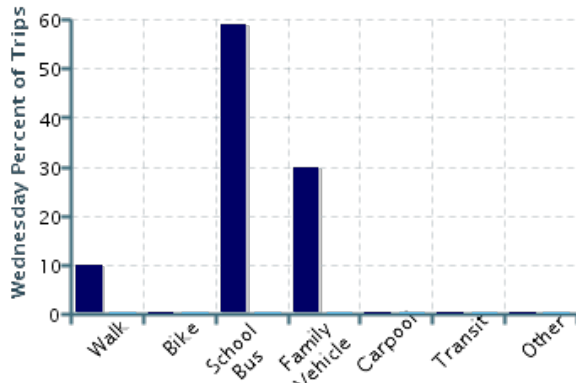
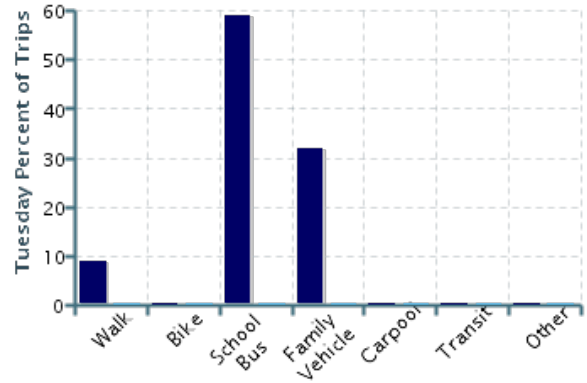
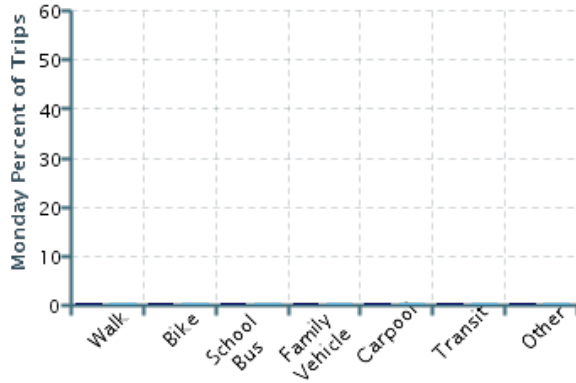
## Morning and Afternoon Travel Mode Comparison

	Number of Trips	Walk	Bike	School Bus	Family Vehicle	Carpool	Transit	Other
Morning	13157	9%	0.4%	59%	31%	0.0%	0%	0.3%
Afternoon		0%	0%	0%	0%	0%	0%	0%

Percentages may not total 100% due to rounding.

# Morning and Afternoon Travel Mode Comparison by Day

■ Morning
 ■ Afternoon

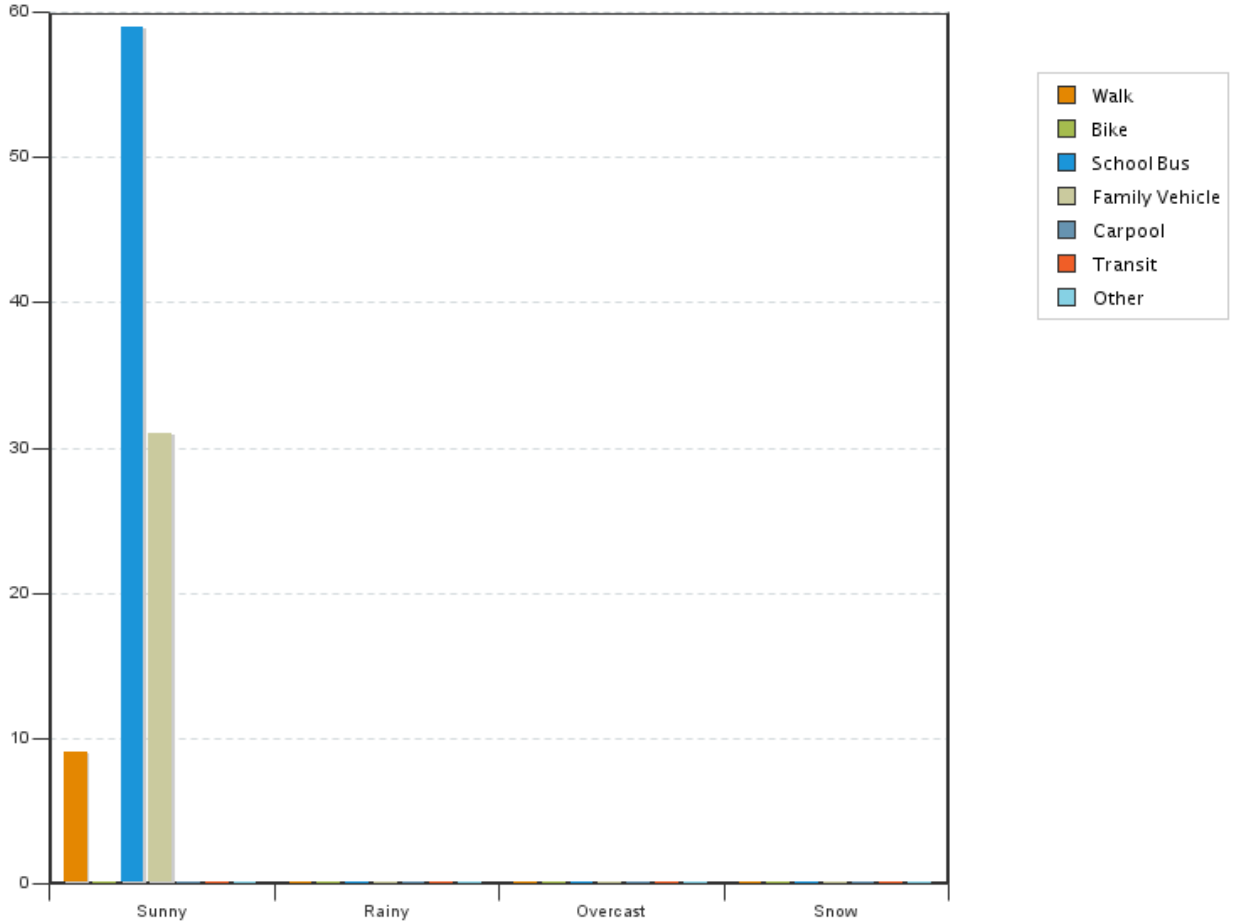


## Morning and Afternoon Travel Mode Comparison by Day

	Number of Trips	Walk	Bike	School Bus	Family Vehicle	Carpool	Transit	Other
Monday AM		0%	0%	0%	0%	0%	0%	0%
Monday PM		0%	0%	0%	0%	0%	0%	0%
Tuesday AM	6821	9%	0.4%	59%	32%	0%	0%	0.3%
Tuesday PM		0%	0%	0%	0%	0%	0%	0%
Wednesday AM	6336	10%	0.4%	59%	30%	0.0%	0%	0.3%
Wednesday PM		0%	0%	0%	0%	0%	0%	0%
Thursday AM		0%	0%	0%	0%	0%	0%	0%
Thursday PM		0%	0%	0%	0%	0%	0%	0%
Friday AM		0%	0%	0%	0%	0%	0%	0%
Friday PM		0%	0%	0%	0%	0%	0%	0%

Percentages may not total 100% due to rounding.

## Travel Mode by Weather Conditions



## Travel Mode by Weather Condition

Weather Condition	Number of Trips	Walk	Bike	School Bus	Family Vehicle	Carpool	Transit	Other
Sunny	13157	9%	0.4%	59%	31%	0.0%	0%	0.3%
Rainy	0	0%	0%	0%	0%	0%	0%	0%
Overcast	0	0%	0%	0%	0%	0%	0%	0%
Snow	0	0%	0%	0%	0%	0%	0%	0%

Percentages may not total 100% due to rounding.