

# Student Travel Tally Report: Combining Schools in One Data Collection Season

**School Group:** Virginia Schools

**Date Range:** Fall 2019

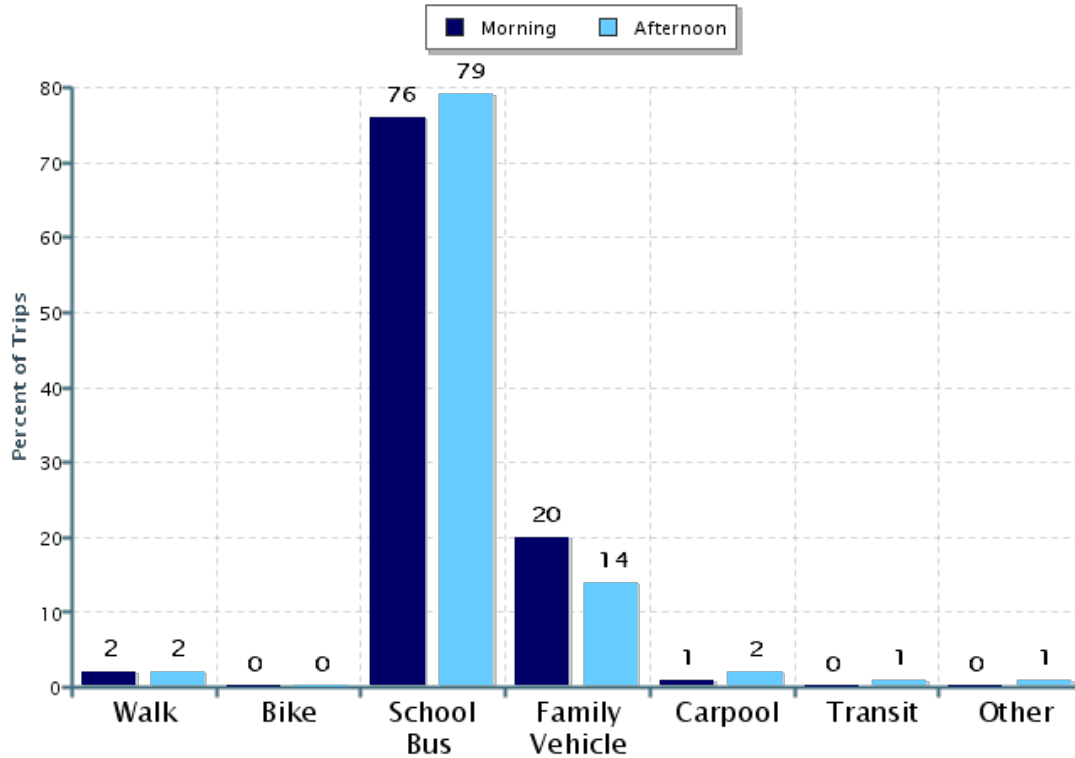
**Date Report Generated:** 12/16/2019

School Name:	Month & Year Collected & (Set ID)	School Enrollment:	% Range of School's Students Involved in SRTS:	Number of Classroom in School Targeted by School Group:	Number of Classrooms Included in Report:
BM Williams Primary	September 2019 (30096)	790	76-100%		4
Butts Road Intermediate	September 2019 (30094)	658	76-100%		3
Camelot Elementary	September 2019 (30055)	441	76-100%		5
Carver Intermediate School	September 2019 (30191)	570	76-100%		3
Cedar Road Elementary	September 2019 (30101)		76-100%		6
Chittum Elementary	September 2019 (30188)	762	76-100%		5
Crestwood Intermediate	September 2019 (30098)	728	76-100%		12
Crestwood Middle School	September 2019 (30192)	560	76-100%		3
Deep Creek Central Elementary	September 2019 (30056)	765	76-100%		5
Deep Creek Elementary	September 2019 (30071)	747	76-100%		6
Deep Creek Middle School	September 2019 (30131)	860	76-100%		3
Georgetown Primary	September 2019 (30099)	742	76-100%		3
Grassfield Elementary	September 2019 (30057)	1086	76-100%		5
Great Bridge Intermediate	September 2019 (30193)	706			3
Great Bridge Middle School	September 2019 (30061)	934			3
Great Bridge Middle School	September 2019 (30058)	1348	76-100%		3
Great Bridge Primary	September 2019 (30069)		76-100%		2
Greenbrier Intermediate School	September 2019 (30060)	682	76-100%		3
Hickory Elementary School	September 2019 (30093)	506	76-100%		5
Hickory Middle School	September 2019 (30059)	1306	76-100%		3
Hugo Owens Middle School	September 2019 (30158)	1257	76-100%		5

Indian River Middle Schools	September 2019 (30159)	778	76-100%		16
Joliff Middle	September 2019 (30154)	729	76-100%		3
Portlock	September 2019 (30065)	567	76-100%		3
Southeastern Elementary	September 2019 (30095)	792	76-100%		7
Southwestern Elementary	September 2019 (30133)	508	76-100%		5
Sparrow Road Intermediate	September 2019 (30102)	493	76-100%		2
Treakle Elementary	September 2019 (30066)	493	76-100%		6
Truitt Intermediate	September 2019 (30097)	272	76-100%		7
Western Branch Intermediate	September 2019 (30041)	762	76-100%		1
Western Branch Intermediate	September 2019 (30062)	790	76-100%		3
Western Branch Middle School	September 2019 (30189)		76-100%		3
Western Branch Primary	September 2019 (30067)	736	76-100%		4
			<b>Total:</b>	0	150

This report contains information from schools' classrooms about students' trip to and from school. The data used in this report were collected using the in-class Student Travel Tally questionnaire from the National Center for Safe Routes to School.

## Morning and Afternoon Travel Mode Comparison



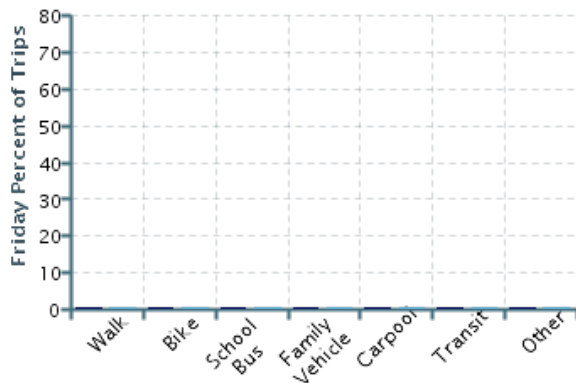
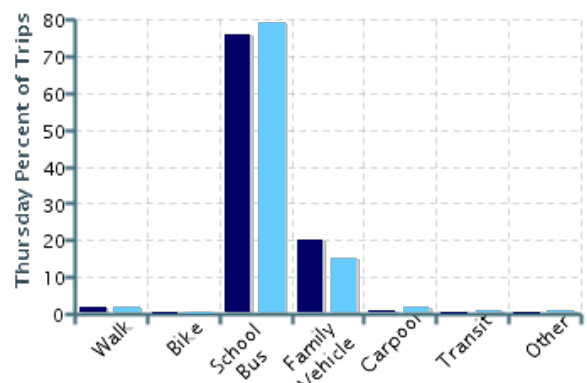
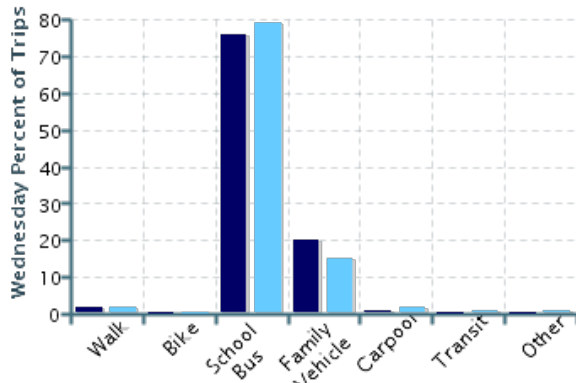
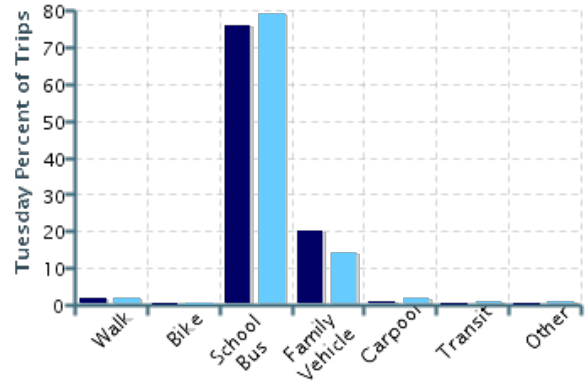
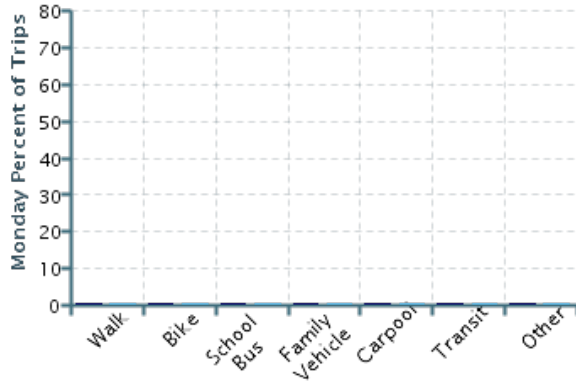
## Morning and Afternoon Travel Mode Comparison

	Number of Trips	Walk	Bike	School Bus	Family Vehicle	Carpool	Transit	Other
Morning	70226	2%	0.3%	76%	20%	1%	0.3%	0.1%
Afternoon	69044	2%	0.3%	79%	14%	2%	1%	0.6%

Percentages may not total 100% due to rounding.

# Morning and Afternoon Travel Mode Comparison by Day

■ Morning
 ■ Afternoon

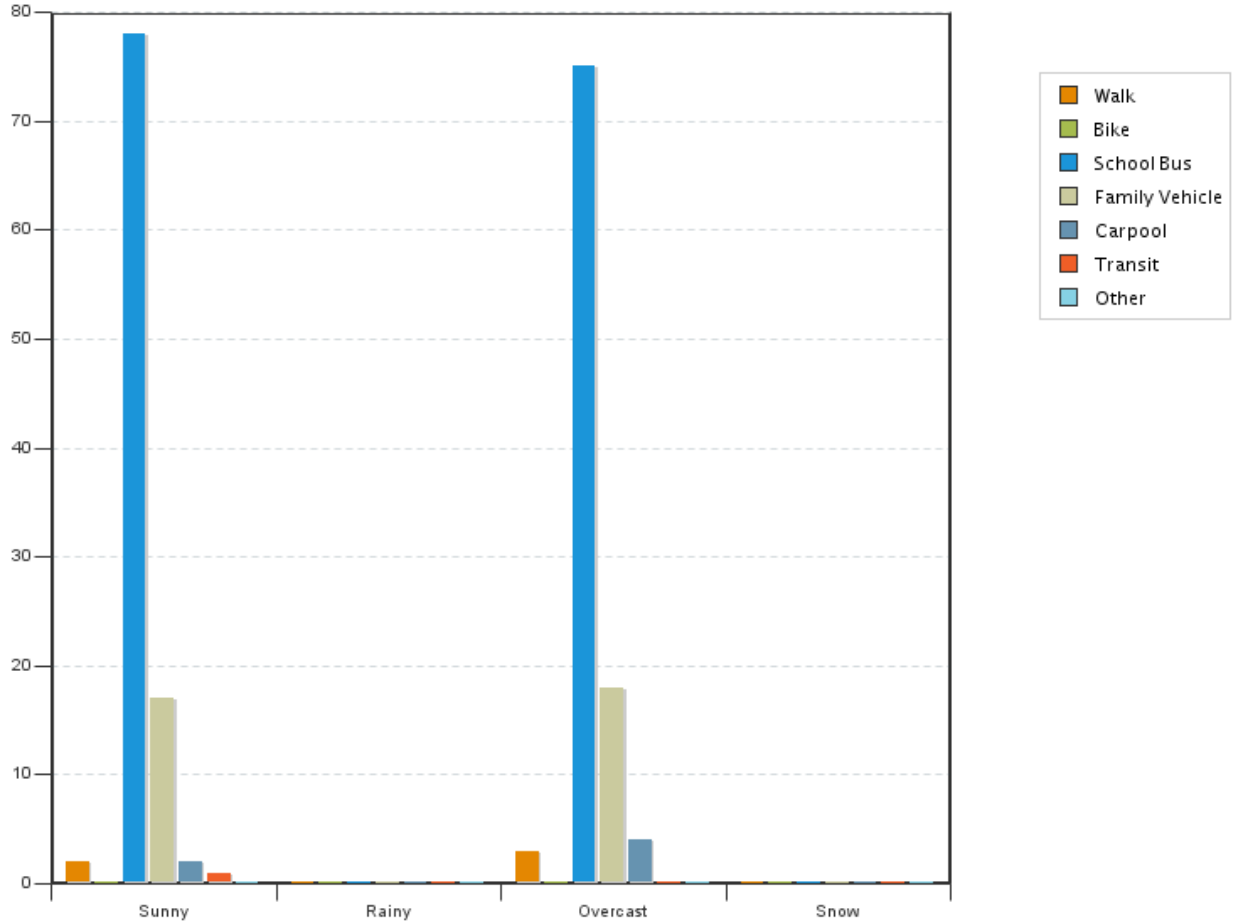


## Morning and Afternoon Travel Mode Comparison by Day

	Number of Trips	Walk	Bike	School Bus	Family Vehicle	Carpool	Transit	Other
Monday AM		0%	0%	0%	0%	0%	0%	0%
Monday PM		0%	0%	0%	0%	0%	0%	0%
Tuesday AM	23516	2%	0.3%	76%	20%	1%	0.2%	0.1%
Tuesday PM	22800	2%	0.3%	79%	14%	2%	1%	0.6%
Wednesday AM	23455	2%	0.3%	76%	20%	1%	0.3%	0.1%
Wednesday PM	23263	2%	0.3%	79%	15%	2%	1%	0.5%
Thursday AM	23255	2%	0.3%	76%	20%	1%	0.3%	0.1%
Thursday PM	22981	2%	0.3%	79%	15%	2%	1%	0.5%
Friday AM		0%	0%	0%	0%	0%	0%	0%
Friday PM		0%	0%	0%	0%	0%	0%	0%

Percentages may not total 100% due to rounding.

## Travel Mode by Weather Conditions



## Travel Mode by Weather Condition

Weather Condition	Number of Trips	Walk	Bike	School Bus	Family Vehicle	Carpool	Transit	Other
Sunny	126637	2%	0.3%	78%	17%	2%	0.8%	0.4%
Rainy	0	0%	0%	0%	0%	0%	0%	0%
Overcast	12633	3%	0.0%	75%	18%	4%	0%	0%
Snow	0	0%	0%	0%	0%	0%	0%	0%

Percentages may not total 100% due to rounding.