

Student Travel Tally Report: Combining Schools in One Data Collection Season

School Group: Virginia Schools

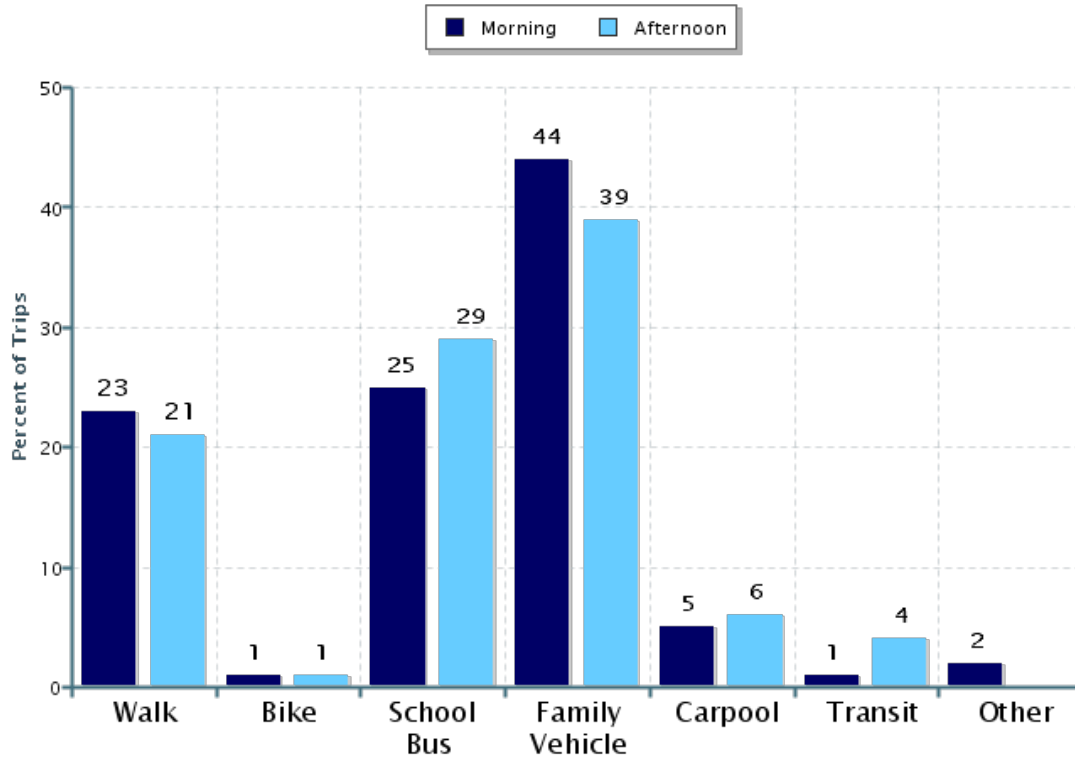
Date Range: Fall 2018

Date Report Generated: 01/09/2019

School Name:	Month & Year Collected & (Set ID)	School Enrollment:	% Range of School's Students Involved in SRTS:	Number of Classroom in School Targeted by School Group:	Number of Classrooms Included in Report:
Fairfield Court Elementary School	October 2018 (27547)	472	76-100%		4
Ginter Park Elementary School	October 2018 (27529)				5
Mary Munford Elementary	October 2018 (27537)	0			11
Woodville Elementary School	October 2018 (27548)	393	51-75%		1
Total:				0	21

This report contains information from schools' classrooms about students' trip to and from school. The data used in this report were collected using the in-class Student Travel Tally questionnaire from the National Center for Safe Routes to School.

Morning and Afternoon Travel Mode Comparison



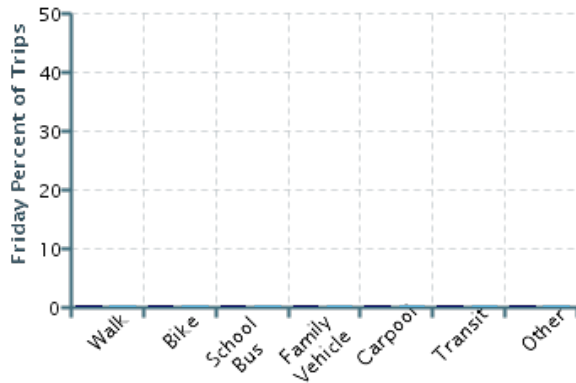
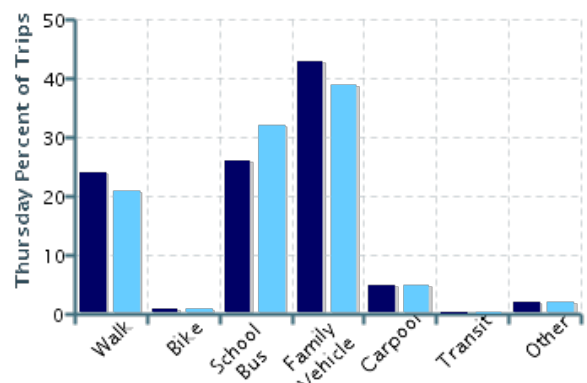
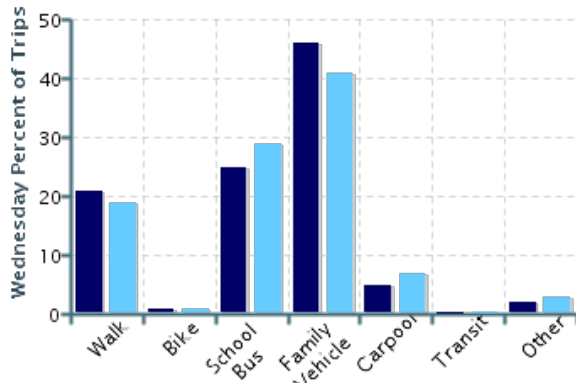
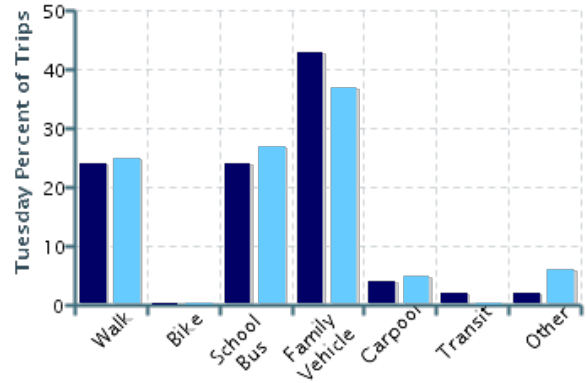
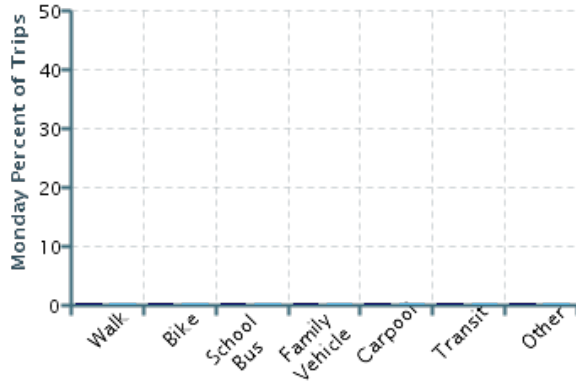
Morning and Afternoon Travel Mode Comparison

	Number of Trips	Walk	Bike	School Bus	Family Vehicle	Carpool	Transit	Other
Morning	948	23%	0.6%	25%	44%	5%	0.6%	2%
Afternoon	887	21%	0.6%	29%	39%	6%	0%	4%

Percentages may not total 100% due to rounding.

Morning and Afternoon Travel Mode Comparison by Day

■ Morning
 ■ Afternoon

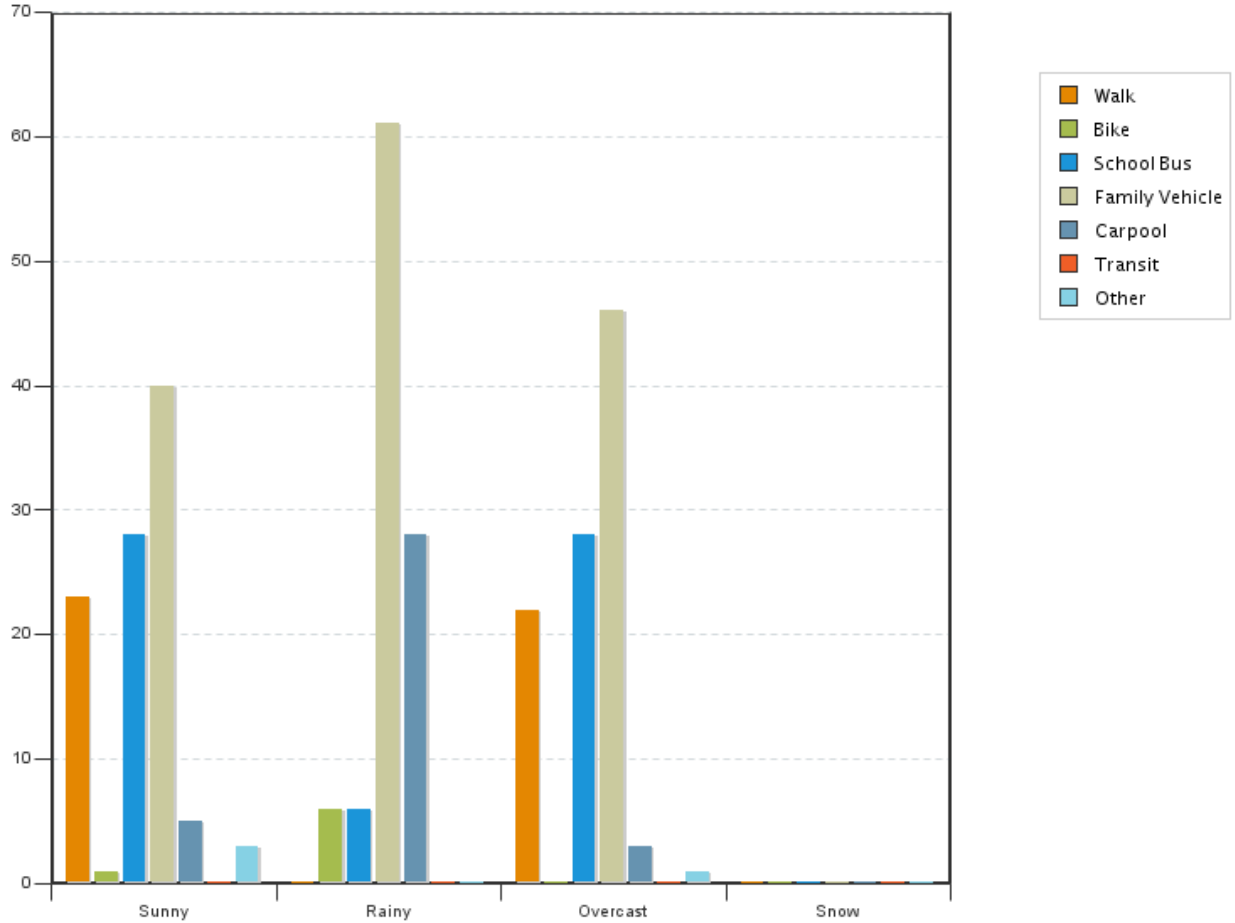


Morning and Afternoon Travel Mode Comparison by Day

	Number of Trips	Walk	Bike	School Bus	Family Vehicle	Carpool	Transit	Other
Monday AM		0%	0%	0%	0%	0%	0%	0%
Monday PM		0%	0%	0%	0%	0%	0%	0%
Tuesday AM	241	24%	0.4%	24%	43%	4%	2%	2%
Tuesday PM	243	25%	0.4%	27%	37%	5%	0%	6%
Wednesday AM	370	21%	0.8%	25%	46%	5%	0.3%	2%
Wednesday PM	352	19%	0.6%	29%	41%	7%	0%	3%
Thursday AM	337	24%	0.6%	26%	43%	5%	0.3%	2%
Thursday PM	292	21%	0.7%	32%	39%	5%	0%	2%
Friday AM		0%	0%	0%	0%	0%	0%	0%
Friday PM		0%	0%	0%	0%	0%	0%	0%

Percentages may not total 100% due to rounding.

Travel Mode by Weather Conditions



Travel Mode by Weather Condition

Weather Condition	Number of Trips	Walk	Bike	School Bus	Family Vehicle	Carpool	Transit	Other
Sunny	1462	23%	0.7%	28%	40%	5%	0.4%	3%
Rainy	18	0%	6%	6%	61%	28%	0%	0%
Overcast	309	22%	0%	28%	46%	3%	0%	0.6%
Snow	0	0%	0%	0%	0%	0%	0%	0%

Percentages may not total 100% due to rounding.